



## **MONROE COUNTY BOARD OF ELECTIONS**

39 WEST MAIN STREET • ROCHESTER, NEW YORK 14614 • (585) 428-4550  
TDD# 428-2390

PETER M. QUINN  
*COMMISSIONER*

THOMAS F. FERRARESE  
*COMMISSIONER*

DOUGLAS E. FRENCH  
*DEPUTY COMMISSIONER*

SHEILA M. FLEISCHAUER  
*DEPUTY COMMISSIONER*

**OFFICIAL CANVASS  
OF THE  
BOARD OF CANVASSERS  
OF THE  
COUNTY OF MONROE**

IN RELATION TO THE VOTES GIVEN AT THE PRIMARY ELECTION HELD ON THE  
NINTH DAY OF SEPTEMBER AND THE GENERAL ELECTION  
HELD IN SAID COUNTY ON THE FOURTH DAY OF NOVEMBER

# **2003**

## CONTENTS

Canvass of September Primary Results .....	
Canvass of General Election Results .....	
Seventh Judicial District Results by County.....	
Listing of Party Abbreviations Appearing in Canvass .....	
Text of Ballot Proposals Submitted to Voters .....	
Party Enrollment Graph .....	

### **September 9, 2003 Primary Election Results:**

Republican - Chili Supervisor.....	
Republican - Hamlin Supervisor.....	
Republican - Henrietta Supervisor.....	
Republican - Penfield Supervisor .....	
Democratic - City Court Judge .....	
Democratic - Commissioner of Schools .....	
Conservative - Chili Supervisor.....	
Conservative - Chili Member of Town Council .....	

### **November 4, 2003 General Election Results:**

Justice of the Supreme Court 7th Judicial District .....	
County Executive.....	
Family Court Judge.....	
District Attorney .....	
County Legislator - 19th District - 2 Year Term .....	
City Court Judge .....	
Member of City Council – At Large – 2 Year Term .....	
Member of City Council - East District.....	
Member of City Council - North East District .....	
Member of City Council - North West District .....	
Member of City Council - South District .....	
Commissioner of Schools .....	
Brighton Town Offices .....	
Chili Town Offices .....	
Clarkson Town Offices .....	
East Rochester Town/Village Offices.....	
Gates Town Offices .....	
Greece Town Offices .....	
Hamlin Town Offices .....	
Henrietta Town Offices.....	
Irondequoit Town Offices.....	
Mendon Town Offices .....	
Ogden Town Offices.....	
Parma Town Offices .....	

Penfield Town Offices .....  
Perinton Town Offices .....  
Pittsford Town Offices.....  
Riga Town Offices.....  
Rush Town Offices .....  
Sweden Town Offices.....  
Webster Town Offices .....  
Wheatland Town Offices .....  
Fairport Village Trustee.....  
State Proposal One, An Amendment – Exclusion of Indebtedness Contracted for Sewage  
Facilities.....  
State Proposal Two, An Amendment – Elimination of Small City School Districts from  
Constitutional Debt Limitations.....  
Sweden Proposal Number Three .....  
Voter Turnout - 2003 General Election .....  
Party Enrollment by Age .....  
Voter Registration 1986-2003 .....  
Party Enrollment by Gender .....  
Party Enrollment by Location.....  
Party Enrollment Trends.....  
Voter Turnout General Election 1989-2003 .....  
Voter Turnout History .....

## CANVASS OF PRIMARY ELECTION RESULTS

We, Peter M. Quinn and Thomas F. Ferrarese, Board of Elections of the County of Monroe, having canvassed the votes cast at the Primary Election held in this state on the 9th day of September, 2003, do hereby certify that the following votes were received:

### REPUBLICAN PARTY

#### CHILI SUPERVISOR

Tracy L. Logel .....	1,213 Votes
Stephen W. Hendershott.....	827 Votes

#### HAMLIN SUPERVISOR

Austin F. Warner, III .....	477 Votes
Edward D. Evans .....	334 Votes

#### HENRIETTA SUPERVISOR

Jack Driscoll .....	1,074 Votes
James R. Breese .....	1,457 Votes

#### PENFIELD SUPERVISOR

George C. Wiedemer .....	1,585 Votes
Channing H. Philbrick.....	1,468 Votes

### DEMOCRATIC PARTY

#### CITY COURT JUDGE

John R. Schwartz .....	5,354 Votes
Jack Elliott .....	4,671 Votes
Marjorie L. Byrnes .....	2,657 Votes

#### COMMISSIONER OF SCHOOLS

Shirley J. Thompson .....	4,353 Votes
David Perez .....	4,446 Votes
Howard J. Eagle .....	2,833 Votes
Glenny A. Williams .....	3,091 Votes
Willa Powell .....	3,624 Votes
Woodrow Hammond .....	3,104 Votes
Malik D. Evans .....	4,161 Votes

**CONSERVATIVE PARTY**

**CHILI SUPERVISOR**

Stephen W. Hendershott.....	86 Votes
George J. Barnett.....	67 Votes

**CHILI MEMBER OF TOWN COUNCIL**

David J. Burns.....	57 Votes
David P. Harris.....	56 Votes
Michael S. Slattery.....	69 Votes
Virginia L. Ignatowski.....	60 Votes

## CANVASS OF GENERAL ELECTION RESULTS

We, Peter M. Quinn and Thomas F. Ferrarese, Board of Elections of the County of Monroe, having canvassed the votes cast at the General Election held in this state on the 4th day of November, 2003, hereby certify that the following candidates received the votes set opposite their names:

### *State Supreme Court Justice - 7th Judicial District*

Republican-Independence-Conservative, Francis A. Affronti ..... 131,756 Votes

### *County Executive*

Republican-Independence-Conservative, Maggie Brooks ..... 143,649 Votes

Democratic-Working Families, William A. Johnson, Jr..... 79,607 Votes

### *Family Court Judge*

Republican-Independence-Conservative, Dandrea L. Ruhlmann..... 109,333 Votes

Democratic-Working Families, Julie Anne Gordon ..... 88,349 Votes

### *District Attorney*

Republican-Conservative, Ann Marie Taddeo ..... 101,387 Votes

Democratic-Crime Prevention, Michael C. Green..... 114,287 Votes

### *County Legislator 19th District - 2 Year Term*

Republican-Independence-Conservative, Jeffery L. McCann ..... 5,878 Votes

### *City Court Judge*

Republican-Independence-Conservative, Marjorie L. Byrnes ..... 12,768 Votes

Democratic-Working Families, John R. Schwartz ..... 25,992 Votes

Democratic-Working Families, Jack Elliott ..... 25,307 Votes

### *Member of City Council – At Large – 2 Year Term*

Democratic, William F. Pritchard..... 24,468 Votes

### *Member of City Council - East District*

Democratic, Lois J. Giess ..... 7,415 Votes

Citizens For Change, Anthony Giordano ..... 530 Votes

Green, Jason Crane ..... 1,635 Votes

### *Member of City Council - North East District*

Democratic, Benjamin L. Douglas..... 5,012 Votes

### *Member of City Council - North West District*

Republican-Conservative, Luis A. Perez..... 3,150 Votes

Democratic-Independence-Working Families, Robert J. Stevenson ..... 5,369 Votes

### *Member of City Council - South District*

Republican-Citizens For Change, John W. Smith ..... 1,537 Votes

Democratic-Working Families, Adam C. McFadden ..... 7,824 Votes

*Commissioner of Schools*

Republican-Independence-Citizens For Change, Craig LeFeber .....	9,318 Votes
Republican-Independence-Conservative, Ivan Ramos .....	10,321 Votes
Republican-Citizens For Change, Michael P. McManus .....	9,387 Votes
Republican-Citizens For Change, Ivonne Martinez .....	8,597 Votes
Democratic, Shirley J. Thompson.....	22,255 Votes
Democratic, David Perez .....	22,930 Votes
Democratic, Willa Powell.....	21,461 Votes
Democratic, Malik D. Evans.....	22,377 Votes
Independence, John Bliss.....	2,867 Votes
Independence, Woodrow Hammond .....	3,436 Votes
Working Families-Green, David R. Atias.....	3,229 Votes
Working Families, Glenn A. Williams .....	2,129 Votes

*Brighton Supervisor*

Republican-Independence-Conservative, Wes McAllister .....	3,939 Votes
Democratic,-Working Families, Sandra L. Frankel.....	8,935 Votes

*Brighton Town Clerk*

Republican-Conservative, Andrew W. Dimock .....	3,742 Votes
Democratic, Susan Kramarsky.....	8,505 Votes

*Brighton Town Justice*

Democratic, Karen L. Morris.....	8,962 Votes
----------------------------------	-------------

*Brighton Member of Town Council*

Republican-Independence-Conservative, Allen S. Bernstein.....	4,850 Votes
Republican-Independence-Conservative, Steve Schockow.....	4,679 Votes
Democratic, Raymond J. Tierney, 3rd .....	7,697 Votes
Democratic, Sherry S. Kraus .....	7,447 Votes

*Chili Supervisor*

Republican, Tracy L. Logel .....	4,826 Votes
Democratic-Working Families, Jason R. Elliotto.....	3,863 Votes
Independence-Conservative, Stephen W. Hendershott.....	1,095 Votes

*Chili Town Clerk*

Republican-Independence-Conservative, Richard J. Brongo .....	6,373 Votes
Democratic, Dennis F. Cozan .....	2,638 Votes

*Chili Town Justice*

Republican-Independence-Conservative, Patrick J. Pietropaoli.....	6,987 Votes
---	-------------

*Chili Member of Town Council*

Republican-Independence-Conservative, Virginia L. Ignatowski.....	5,149 Votes
Republican-Independence-Conservative, Michael S. Slattery .....	5,882 Votes
Democratic-Working Families, Ronald P. Fodge.....	4,046 Votes
Democratic-Working Families, Justine A. Winnicki.....	3,108 Votes

*Clarkson Supervisor*

Republican, Paul M. Kimball .....	1,371 Votes
-----------------------------------	-------------

*Clarkson Town Clerk*

Republican, Frances B. Wilcox .....	1,386 Votes
-------------------------------------	-------------

*Clarkson Town Justice*

Republican, Richard F. Alexander.....	1,309 Votes
---------------------------------------	-------------

*Clarkson Member of Town Council*

Republican, Christa L. Filipowicz .....	1,289 Votes
Republican, Harlan R. Purdy .....	1,218 Votes

*East Rochester Mayor*

Republican-Conservative, David P. Bonacchi.....	1,390 Votes
---	-------------

*East Rochester Town Justice*

Republican-Conservative, Victoria M. Argento.....	1,122 Votes
Democratic, Terrence C. Brownsteiner .....	731 Votes

*East Rochester Village Trustee*

Republican-Conservative, Tony Argento .....	1,104 Votes
Republican-Conservative, Barbara Marr .....	1,144 Votes
Democratic, Juanita M. Ryan .....	938 Votes

*Gates Supervisor*

Republican-Conservative, Ralph J. Esposito.....	5,755 Votes
Working Families, Susan I. Swanton.....	1,915 Votes

*Gates Town Justice*

Republican-Conservative, John J. Pisaturo.....	6,296 Votes
--	-------------

*Gates Member of Town Council*

Republican-Conservative, Michael W. Roche.....	6,061 Votes
Republican-Conservative, Gregory S. Hart .....	6,049 Votes

*Greece Town Justice*

Republican-Independence-Conservative, Charles A. Schiano, Jr. ....	22,240 Votes
Republican-Independence-Conservative, Raymond S. DiRaddo .....	21,491 Votes

*Greece Member of Town Council - 1st Ward*

Republican-Independence-Conservative, Jim Smith.....	5,206 Votes
--	-------------



*Greece Member of Town Council - 2nd Ward*

Republican- Independence-Conservative, Bob Bilsky ..... 5,309 Votes

*Greece Member of Town Council - 3rd Ward*

Republican-Independence-Conservative, Jerry Helfer ..... 5,060 Votes

*Greece Member of Town Council - 4th Ward*

Republican-Independence-Conservative, Rick Antelli..... 5,857 Votes

*Hamlin Supervisor*

Republican-Conservative, Austin F. Warner, III..... 1,744 Votes

Democratic-All Hamlin, Peter Toner..... 974 Votes

*Hamlin Town Clerk*

Republican-Conservative, Kathi A. Rickman..... 2,198 Votes

*Hamlin Town Justice*

Republican-Conservative, Paul W. Rath ..... 1,966 Votes

Democratic-All Hamlin, Mathew C. Turcotte ..... 721 Votes

*Hamlin Member of Town Council*

Republican-Conservative, David G. Rose ..... 1,749 Votes

Republican-Conservative, George L. Todd ..... 1,549 Votes

Democratic-All Hamlin, Nancy A. Pierce ..... 998 Votes

Democratic-All Hamlin, James B. Martin ..... 1,035 Votes

*Henrietta Supervisor*

Republican, James R. Breese ..... 5,422 Votes

Independence-Conservative, Jack Driscoll..... 3,849 Votes

*Henrietta Town Justice*

Republican, John Kopacki ..... 6,289 Votes

Republican-Independence-Conservative, Steven M. Donsky ..... 7,217 Votes

Republican-Independence-Conservative, John G. Pericak..... 7,108 Votes

*Henrietta Member of Town Council*

Republican-Independence, William J. Mulligan, Jr. .... 7,058 Votes

Republican-Independence-Conservative, Catherine A. McCabe ..... 7,517 Votes

*Irondequoit Supervisor*

Republican-Independence-Conservative, David W. Schantz ..... 12,691 Votes

Democratic, Kathy A. Lacina ..... 5,206 Votes

*Irondequoit Town Justice*

Republican-Conservative, Vincent M. Dinolfo ..... 12,506 Votes

Irondequoit Member of Town Council

Republican-Independence-Conservative, Lydia V. Dzus.....	9,734 Votes
Republican-Independence-Conservative, James C. Turner.....	9,315 Votes
Democratic-Working Families, Sarah G. Culp.....	7,876 Votes
Democratic-Working Families, Michael J. Garbin.....	8,393 Votes

*Mendon Supervisor*

Republican-Conservative, Jeanne A. Loberg.....	1,662 Votes
Democratic, Morris W. Bickweat.....	1,765 Votes

*Mendon Town Clerk*

Republican-Conservative, James P. Merzke.....	2,536 Votes
---	-------------

*Mendon Town Justice*

Republican-Conservative, William P. Fletcher.....	2,412 Votes
---	-------------

*Mendon Member of Town Council*

Republican-Conservative, Marvin Vahue.....	1,878 Votes
Republican-Conservative, Patricia A. Freeman.....	2,186 Votes
Democratic, Brian M. Mulligan.....	1,721 Votes

*Mendon Superintendent of Highways*

Republican-Conservative, William E. Smith.....	2,530 Votes
--	-------------

*Ogden Supervisor*

Republican-Conservative, Gay H. Lenhard.....	4,103 Votes
Democratic-Independence-Working Families, Garry L. Cranker.....	1,942 Votes

*Ogden Town Clerk*

Republican-Conservative, Lynn A. Bianchi.....	4,994 Votes
---	-------------

*Ogden Town Justice*

Republican-Conservative, Michael P. Schiano.....	4,817 Votes
--	-------------

*Ogden Member of Town Council*

Republican-Conservative, Malcolm E. Perry.....	4,657 Votes
Republican-Conservative, David F. Feeney.....	4,750 Votes

*Parma Supervisor*

Republican-Conservative, Richard A. Lemcke.....	3,012 Votes
Democratic, Tina M. Brown.....	1,827 Votes

*Parma Town Justice*

Republican-Independence-Conservative, Michael A. Sciortino.....	3,854 Votes
---	-------------

*Parma Member of Town Council*

Republican-Conservative, Richard Yolevich.....	3,503 Votes
Republican-Conservative, Joseph A. Reinschmidt.....	3,581 Votes

*Parma Superintendent of Highways*

Republican-Conservative, Brian F. Speer..... 3,812 Votes

*Penfield Supervisor*

Republican-Independence, George C. Wiedemer..... 8,121 Votes

Conservative, Channing H. Philbrick..... 3,909 Votes

*Penfield Town Justice*

Republican-Conservative, John P. Lomenzo, Jr..... 9,783 Votes

*Penfield Member of Town Council*

Republican-Conservative, Matthew A. Rosenbaum..... 9,578 Votes

Republican, Linda W. Kohl..... 7,760 Votes

Conservative, Julie E. Swartz..... 2,330 Votes

*Perinton Supervisor*

Republican-Conservative, James E. Smith..... 14,102 Votes

*Perinton Town Clerk*

Republican-Conservative, Susan C. Roberts..... 13,681 Votes

*Perinton Town Justice*

Republican-Conservative, Thomas A. Klonick..... 13,518 Votes

*Perinton Member of Town Council*

Republican-Conservative, Michael G. Barker..... 13,498 Votes

Republican-Conservative, Carolyn H. Saum..... 13,115 Votes

*Pittsford Supervisor*

Republican-Independence-Conservative, William A. Carpenter..... 8,223 Votes

*Pittsford Town Justice*

Republican-Independence-Conservative, Fred S. Gallina..... 7,850 Votes

*Pittsford Member of Town Council – 4 Year Term*

Republican-Independence-Conservative, John J. Higgins, Jr..... 7,573 Votes

Republican-Independence-Conservative, Karen W. Green..... 7,638 Votes

*Pittsford Member of Town Council – 2 Year Term*

Republican-Independence-Conservative, John E. Bernacki, Jr..... 7,628 Votes

*Riga Supervisor*

Republican-Conservative, Timothy W. Rowe..... 1,573 Votes

*Riga Town Justice*

Republican-Conservative, Louis E. Amarosa..... 1,585 Votes

<i>Riga Member of Town Council</i>	
Republican-Conservative, Robert E. Ottley .....	1,577 Votes
Republican-Conservative, Ronald J. Trinkl.....	1,559 Votes
<i>Rush Supervisor</i>	
Republican, William R. Udicious .....	1,075 Votes
<i>Rush Town Clerk</i>	
Republican, Linda G. Henry .....	1,191 Votes
<i>Rush Town Justice</i>	
Republican, Paula M. Anderson .....	1,117 Votes
<i>Rush Member of Town Council</i>	
Republican, Thomas S. Doupe.....	999 Votes
Republican, Luther A. Keyes.....	1,054 Votes
<i>Rush Superintendent of Highways</i>	
Republican, Steven C. King.....	1,094 Votes
<i>Sweden Supervisor</i>	
Republican-Independence-Conservative, Nat O. Lester, III.....	2,160 Votes
Democratic-Working Families, Gary Skoog .....	1,257 Votes
<i>Sweden Town Justice</i>	
Republican-Independence-Conservative, Carl A. Coapman .....	2,348 Votes
<i>Sweden Member of Town Council</i>	
Republican-Independence-Conservative, Patricia P. Connors .....	2,117 Votes
Republican-Independence-Conservative, Thomas F. Ferris.....	1,914 Votes
Democratic, Robert C. Capo, Jr.....	1,053 Votes
Democratic, Jennifer Skoog-Harvey.....	1,316 Votes
<i>Sweden Police Justice</i>	
Republican-Independence-Conservative, Mark R. Depferd.....	2,512 Votes
<i>Sweden Receiver of Taxes</i>	
Republican-Independence-Conservative, Shirley A. Mercer .....	2,591 Votes
<i>Sweden Superintendent of Highways</i>	
Republican-Independence-Conservative, Frederick E. Perrine.....	2,578 Votes
<i>Webster Supervisor</i>	
Republican-Independence-Conservative, Cathryn C. Thomas.....	8,199 Votes
Democratic, Peter A. Chatfield.....	5,630 Votes
<i>Webster Town Justice</i>	
Republican-Independence-Conservative, David T. Corretore.....	10,165 Votes

*Webster Member of Town Council*

Republican-Independence-Conservative, Richard L. Travis.....	7,870 Votes
Republican-Independence-Conservative, Ronald W. Nesbitt.....	8,059 Votes
Democratic, Richard M. Goodrich.....	5,337 Votes
Democratic, Richard D. Rall.....	5,161 Votes

*Wheatland Supervisor*

Republican-Conservative, Jeffrey R. Adair.....	1,337 Votes
--	-------------

*Wheatland Town Clerk*

Republican-Conservative, Nancy Jo Conrad.....	1,413 Votes
---	-------------

*Wheatland Town Justice*

Republican-Conservative, Harold H. Litter, Jr. ....	1,336 Votes
---	-------------

*Wheatland Member of Town Council*

Republican-Conservative, Roger D. DeWitt.....	1,315 Votes
Republican-Conservative, Tammy L. Spear.....	1,253 Votes

*Fairport Village Trustee*

Republican, H. Kevin Clark.....	1,399 Votes
Republican-Conservative, Leslie E. White.....	1,441 Votes

*Proposal Number One, an Amendment  
Exclusion of Indebtedness Contracted For Sewage Facilities*

Yes.....	52,954 Votes
No.....	46,262 Votes

*Proposal Number Two, an Amendment  
Elimination of Small City School Districts From Constitutional Debt Limitations*

Yes.....	39,028 Votes
No.....	59,501 Votes

*Sweden Proposal Number Three - A Proposition  
Change Office of Receiver of Taxes From Elected to Appointed*

Yes.....	872 Votes
No.....	1,034 Votes

SEVENTH JUDICIAL DISTRICT  
RESULTS OF NOVEMBER 4, 2003 GENERAL ELECTION BY COUNTY

**Francis A. Affronti**

---

<u>County</u>	<u>Republican</u>	<u>Independence</u>	<u>Conservative</u>
Cayuga	9,674	1,153	1,201
Livingston	8,624	1,009	617
Monroe	102,922	15,435	13,399
Ontario	12,335	1,459	1,255
Seneca	4,258	573	434
Steuben	10,537	634	515
Wayne	11,053	1,010	1,473
Yates	2,661	207	144
	-----	-----	-----
<b>Totals</b>	<b>162,064</b>	<b>21,480</b>	<b>19,038</b>

**PARTY ABBREVIATIONS APPEARING IN CANVASS**

AHP .....	All Hamlin
CFC .....	Citizens For Change
CON .....	Conservative
CPP .....	Crime Prevention
DEM .....	Democratic
GRE .....	Green
IND .....	Independence
REP .....	Republican
WOR .....	Working Families

**TEXT OF PROPOSALS SUBMITTED TO THE VOTERS**

November 4, 2003

***PROPOSAL NUMBER ONE, AN AMENDMENT  
EXCLUSION OF INDEBTEDNESS CONTRACTED FOR SEWAGE FACILITIES***

The proposed amendment to Article 8, section 5 of the Constitution would extend for ten years, until January 1, 2014, the authority of counties, cities, town and villages to exclude from their constitutional debt limits indebtedness contracted for the construction or reconstruction of sewage facilities. Shall the proposed amendment be approved?

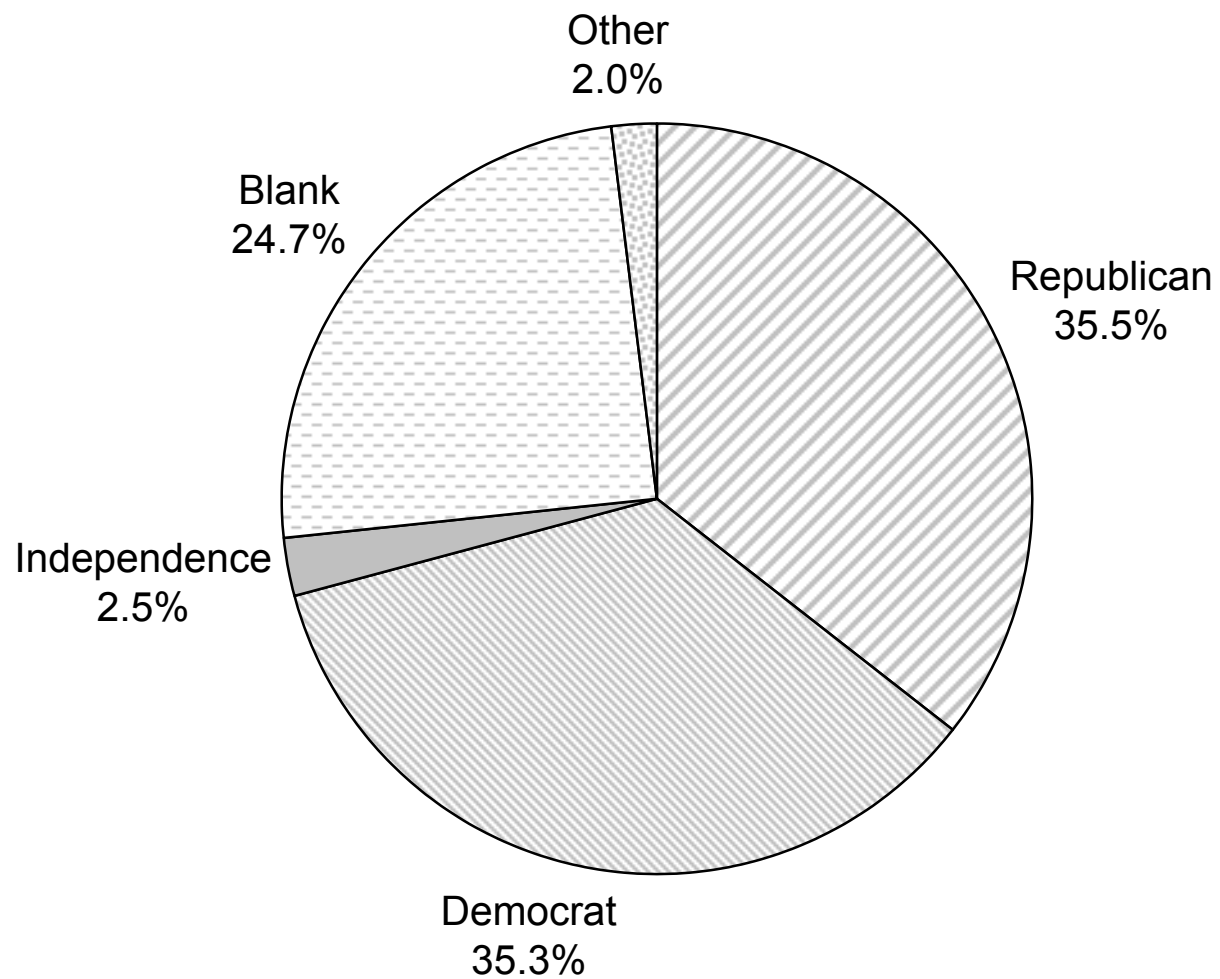
***PROPOSAL NUMBER TWO, AN AMENDMENT  
ELIMINATION OF SMALL CITY SCHOOL DISTRICTS FROM CONSTITUTIONAL DEBT  
LIMITATIONS***

The proposed amendment to Article 8, section 4 of the Constitution would eliminate school districts that are coterminous with, or partly within, or wholly within a city having less than one hundred twenty-five thousand inhabitants, from the entities subject to a general constitutional debt limitation. Shall the proposed amendment be approved?

***PROPOSAL NUMBER THREE, TOWN OF SWEDEN, PROPOSITION NUMBER ONE***

"Shall Local Law No. 2 Changing From an Elected Receiver of Taxes and Assessments to an Appointed Receiver of Taxes and Assessments be approved?"

# Profile of Party Enrollment County of Monroe





TOWN OF CHILI  
SUPERVISOR  
REPUBLICAN PRIMARY

<u>LEGISLATIVE DISTRICT OR TOWN</u>	<u>ELECTION DISTRICT</u>	<u>TOTAL VOTERS</u>	TRACY L. LOGEL <u>1A</u>	STEPHEN W. HENDERSHOTT <u>2A</u>	<u>SCATTER</u>
Chili	1 /19/27	215	110	88	1
	2	102	37	52	1
	3	56	37	13	0
	4 /26	99	73	15	0
	5	78	47	27	0
	6 /9	152	89	54	0
	7	31	19	10	0
	8 /10	174	98	70	0
	11 /12	171	105	51	0
	13 /21	155	76	64	0
	14 /24	195	103	72	0
	15	61	30	27	0
	16 /22	155	61	83	0
	17	205	111	86	0
	18	118	54	50	0
	20 /25	82	58	22	0
	23 /29	85	46	29	0
	28	38	34	4	0
	30	35	24	8	0
	31	3	1	2	0
GRAND TOTAL:		<u>2,210</u>	<u>1,213</u>	<u>827</u>	<u>2</u>

TOWN OF HAMLIN  
SUPERVISOR  
REPUBLICAN PRIMARY

<u>LEGISLATIVE DISTRICT OR TOWN</u>	<u>ELECTION DISTRICT</u>	<u>TOTAL VOTERS</u>	<u>AUSTIN F. WARNER III 1A</u>	<u>EDWARD D. EVANS 2A</u>	<u>SCATTER</u>
Hamlin					
	1/6	100	64	36	0
	2/5	194	112	80	1
	3/7/11	156	74	82	0
	4	72	41	30	0
	8	71	40	31	0
	9	85	58	27	0
	10	136	88	48	0
GRAND TOTAL:		814	477	334	1

TOWN OF HENRIETTA  
SUPERVISOR  
REPUBLICAN PRIMARY

LEGISLATIVE DISTRICT OR TOWN	ELECTION DISTRICT	TOTAL VOTERS	JACK DRISCOLL	JAMES R. BREESE	SCATTER
			1A	2A	
Henrietta					
	1 /26/27/31	354	119	235	0
	2 /19	120	48	72	0
	3 /30	136	55	81	0
	4 /5/32	220	99	121	0
	6 /15	165	70	95	0
	7 /22	173	55	118	0
	8 /18	201	91	110	0
	9 /14/24/33	197	96	99	0
	10 /12/17/25	375	148	227	0
	11 /16/23/34	198	94	103	0
	13 /29	98	46	52	0
	20	140	72	67	0
	21 /28	158	81	77	0
GRAND TOTAL:		<u>2,535</u>	<u>1,074</u>	<u>1,457</u>	<u>0</u>

TOWN OF PENFIELD  
SUPERVISOR  
REPUBLICAN PRIMARY

LEGISLATIVE DISTRICT OR TOWN	ELECTION DISTRICT	TOTAL VOTERS	GEORGE C. WIEDEMER  1A	CHANNING H. PHILBRICK  2A	SCATTER
Penfield					
	1	40	16	24	0
	2	106	61	44	0
	3	74	55	19	0
	4 /14	133	57	75	0
	5 /17	126	47	79	0
	6 /34/38/40	173	85	88	0
	7 /28	180	121	59	0
	8	90	21	69	0
	9	122	56	65	0
	10	73	37	36	0
	11 /16/21	238	137	101	0
	12 /33	227	128	99	0
	13	68	36	32	0
	15 /19	230	108	122	0
	18 /23/36	241	134	105	0
	20	67	20	47	0
	22	66	31	35	0
	24	96	46	50	0
	25	47	22	25	0
	26	39	21	18	0
	27	142	95	47	0
	29	67	41	26	0
	30	129	39	89	0
	31 /35	109	68	41	0
	32	70	36	34	0
	37	64	35	29	0
	39	42	32	10	0
GRAND TOTAL:		3,059	1,585	1,468	0

CITY COURT JUDGE  
DEMOCRATIC PRIMARY  
(VOTE FOR 2)  
SUMMARY

LEGISLATIVE DISTRICT OR TOWN	TOTAL VOTERS	JOHN R. SCHWARTZ	JACK ELLIOTT	MARJORIE L. BYRNES	SCATTER
		1B	2B	3B	
Leg. Dist. 06	264	68	51	86	0
Leg. Dist. 07	242	80	60	61	0
Leg. Dist. 21	2,050	726	662	339	2
Leg. Dist. 22	1,312	445	412	185	1
Leg. Dist. 23	2,060	773	736	297	0
Leg. Dist. 24	1,272	444	427	225	0
Leg. Dist. 25	2,472	821	735	399	0
Leg. Dist. 26	730	271	193	165	0
Leg. Dist. 27	2,590	907	765	450	0
Leg. Dist. 28	898	332	253	197	0
Leg. Dist. 29	1,402	487	377	253	0
GRAND TOTAL:	15,292	5,354	4,671	2,657	3

CITY COURT JUDGE  
DEMOCRATIC PRIMARY  
(VOTE FOR 2)  
DETAIL

LEGISLATIVE DISTRICT OR TOWN	ELECTION DISTRICT	TOTAL VOTERS	JOHN R. SCHWARTZ	JACK ELLIOTT	MARJORIE L. BYRNES	SCATTER
			1B	2B	3B	
Leg. Dist. 06						
	1 /4/5	142	40	31	44	0
	2 /3	58	17	7	22	0
	6	64	11	13	20	0
Leg. Dist. 06		264	68	51	86	0
Leg. Dist. 07						
	1	84	32	18	22	0
	2	104	33	27	24	0
	3	54	15	15	15	0
Leg. Dist. 07		242	80	60	61	0
Leg. Dist. 21						
	1 /24	146	54	49	20	0
	2 /10	194	80	73	19	0
	3 /4/15	176	64	55	30	0
	5 /16/23/32	124	41	41	20	0
	6	56	18	15	10	0
	7	42	16	15	6	0
	8 /17/19/21/28	182	65	58	37	0
	9	30	10	11	6	1
	11 /22-1/29-17	130	44	39	18	0
	12	72	24	27	12	0
	13 /23-15/23-23	136	51	36	27	1
	14	130	37	42	30	0
	18	78	29	22	18	0
	20 /33/23-13	116	43	41	18	0
	22	44	15	10	14	0
	25 /27	144	48	50	19	0
	26	102	36	34	15	0
	29 /30/22-8/22-22	132	47	38	18	0
	31 /34	16	4	6	2	0
Leg. Dist. 21		2,050	726	662	339	2
Leg. Dist. 22						
	2 /13	90	30	33	14	0
	3	98	30	24	19	0
	4 /16/19	90	32	33	7	0
	5	66	19	15	14	0
	6	90	31	27	20	1
	7	52	15	14	8	0
	9	42	14	14	4	0
	10 /17	144	53	55	15	0
	11 /21	166	60	46	28	0
	12 /23	92	28	28	13	0
	14 /15	222	82	73	20	0

CITY COURT JUDGE  
DEMOCRATIC PRIMARY  
(VOTE FOR 2)  
DETAIL

LEGISLATIVE DISTRICT OR TOWN	ELECTION DISTRICT	TOTAL VOTERS	JOHN R. SCHWARTZ	JACK ELLIOTT	MARJORIE L. BYRNES	SCATTER
			1B	2B	3B	
Leg. Dist. 22						
	18	58	19	20	6	0
	20 /29-27	90	29	26	15	0
	24	12	3	4	2	0
		<u>1,312</u>	<u>445</u>	<u>412</u>	<u>185</u>	<u>1</u>
Leg. Dist. 22						
Leg. Dist. 23						
	1	32	11	12	4	0
	2 /3/11	226	89	84	32	0
	4 /12/22	386	154	142	42	0
	5 /7	122	44	43	15	0
	6 /9/10/20	310	119	126	38	0
	8 /14	96	35	30	14	0
	16 /24-16	130	46	35	27	0
	17 /18/19/27	234	84	80	46	0
	21	92	37	32	10	0
	24	94	25	34	21	0
	25 /26	338	129	118	48	0
		<u>2,060</u>	<u>773</u>	<u>736</u>	<u>297</u>	<u>0</u>
Leg. Dist. 23						
Leg. Dist. 24						
	1 /13	256	96	93	31	0
	2 /3	224	89	85	29	0
	4 /10	188	64	60	39	0
	5	80	29	26	12	0
	6	32	11	9	7	0
	7	48	16	16	11	0
	8 /9	88	32	31	14	0
	11 /12	92	35	31	17	0
	14 /15	240	66	71	56	0
	17	24	6	5	9	0
		<u>1,272</u>	<u>444</u>	<u>427</u>	<u>225</u>	<u>0</u>
Leg. Dist. 24						
Leg. Dist. 25						
	1 /22	172	59	50	25	0
	2	154	46	35	21	0
	3	220	78	58	46	0
	4	68	20	19	15	0
	5 /10	220	78	67	30	0
	6	120	35	30	22	0
	7 /13	256	81	77	32	0
	8 /27-9	292	93	92	54	0
	9 /11	208	65	58	31	0
	12	90	34	32	14	0
	14 /24	110	41	42	14	0
	15 /27-18	180	56	55	28	0

CITY COURT JUDGE  
DEMOCRATIC PRIMARY  
(VOTE FOR 2)  
DETAIL

LEGISLATIVE DISTRICT OR TOWN	ELECTION DISTRICT	TOTAL VOTERS	JOHN R. SCHWARTZ	JACK ELLIOTT	MARJORIE L. BYRNES	SCATTER
			1B	2B	3B	
Leg. Dist. 25						
	16 /23	8	3	1	4	0
	17	68	23	25	10	0
	18	104	38	26	20	0
	19	4	0	1	2	0
	20 /25	168	57	54	29	0
	21	30	14	13	2	0
Leg. Dist. 25		2,472	821	735	399	0
Leg. Dist. 26						
	1	52	17	13	12	0
	2 /28-10	60	24	19	11	0
	3 /4/5/11	120	44	29	35	0
	7 /8	102	33	30	24	0
	9 /14	110	39	32	21	0
	10 /15	110	46	27	24	0
	12 /13	90	34	22	20	0
	16	48	18	12	9	0
	17 /29-18	38	16	9	9	0
Leg. Dist. 26		730	271	193	165	0
Leg. Dist. 27						
	1 /2/11	282	95	76	68	0
	3	148	56	45	21	0
	4 /5	322	105	107	56	0
	6 /17	164	57	47	32	0
	7 /10	234	85	76	36	0
	8	124	45	31	19	0
	12	122	48	38	18	0
	13 /21	224	78	67	38	0
	14	108	37	25	17	0
	15	118	29	33	21	0
	16	168	63	50	27	0
	19 /23	210	72	63	33	0
	20	92	31	22	19	0
	22	128	49	43	25	0
	27	92	37	29	13	0
	28	54	20	13	7	0
Leg. Dist. 27		2,590	907	765	450	0
Leg. Dist. 28						
	1 /5/16	126	50	32	29	0
	2 /3	72	30	24	9	0
	4	60	19	20	9	0
	6 /9	82	32	23	20	0
	7 /17	52	19	18	10	0



CITY COURT JUDGE  
DEMOCRATIC PRIMARY  
(VOTE FOR 2)  
DETAIL

LEGISLATIVE DISTRICT OR TOWN	ELECTION DISTRICT	TOTAL VOTERS	JOHN R. SCHWARTZ	JACK ELLIOTT	MARJORIE L. BYRNES	SCATTER
			1B	2B	3B	
Leg. Dist. 28						
	8/15	148	55	44	30	0
	11/13/25	108	35	22	29	0
	12	38	13	10	8	0
	14/22	86	28	22	25	0
	18	32	12	9	8	0
	19/21	40	16	13	10	0
	23/24	54	23	16	10	0
Leg. Dist. 28		898	332	253	197	0
Leg. Dist. 29						
	1/2/20/26	200	71	58	32	0
	3/8/9	132	49	36	26	0
	4/11	82	29	19	22	0
	5/7/10	126	48	38	23	0
	6/14	98	32	25	18	0
	12/24	122	45	36	16	0
	13	64	22	13	9	0
	15/16/19	106	34	26	22	0
	21	56	19	12	7	0
	22	102	28	26	22	0
	23	176	65	47	27	0
	25	138	45	41	29	0
Leg. Dist. 29		1,402	487	377	253	0
GRAND TOTAL:		15,292	5,354	4,671	2,657	3

COMMISSIONER OF SCHOOLS  
 DEMOCRATIC PRIMARY  
 (VOTE FOR 4)  
 SUMMARY

LEGISLATIVE DISTRICT OR TOWN	TOTAL VOTERS	SHIRLEY J. THOMPSON	DAVID PEREZ	HOWARD J. EAGLE	GLENNY A. WILLIAMS	WILLA POWELL	WOODROW HAMMOND	MALIK D. EVANS	SCATTER
		4B	5B	6B	7B	8B	9B	10B	
Leg. Dist. 06	528	61	76	47	48	57	47	67	0
Leg. Dist. 07	484	61	69	45	46	45	35	37	0
Leg. Dist. 21	4,100	589	585	382	409	515	403	584	1
Leg. Dist. 22	2,624	459	392	249	298	288	198	290	2
Leg. Dist. 23	4,120	434	677	314	385	536	484	686	5
Leg. Dist. 24	2,544	297	385	213	200	352	251	396	0
Leg. Dist. 25	4,944	782	668	485	529	542	482	631	0
Leg. Dist. 26	1,460	177	224	147	138	178	154	187	0
Leg. Dist. 27	5,180	784	706	506	533	593	617	725	1
Leg. Dist. 28	1,796	268	267	179	200	209	180	226	0
Leg. Dist. 29	2,804	441	397	266	305	309	253	332	0
GRAND TOTAL:	<u>30,584</u>	<u>4,353</u>	<u>4,446</u>	<u>2,833</u>	<u>3,091</u>	<u>3,624</u>	<u>3,104</u>	<u>4,161</u>	<u>9</u>

COMMISSIONER OF SCHOOLS  
 DEMOCRATIC PRIMARY  
 (VOTE FOR 4)  
 DETAIL

LEGISLATIVE DISTRICT OR TOWN	ELECTION DISTRICT	TOTAL VOTERS	SHIRLEY	DAVID	HOWARD	GLENNY	WILLA	WOODROW	MALIK	SCATTER
			J. THOMPSON	PEREZ	J. EAGLE	A. WILLIAMS	POWELL	HAMMOND	D. EVANS	
			4B	5B	6B	7B	8B	9B	10B	
Leg. Dist. 06										
	1 /4/5	284	29	42	23	27	36	29	38	0
	2 /3	116	15	20	12	7	8	9	16	0
	6	128	17	14	12	14	13	9	13	0
Leg. Dist. 06		528	61	76	47	48	57	47	67	0
Leg. Dist. 07										
	1	168	17	19	15	13	19	17	20	0
	2	208	30	34	19	22	16	13	12	0
	3	108	14	16	11	11	10	5	5	0
Leg. Dist. 07		484	61	69	45	46	45	35	37	0
Leg. Dist. 21										
	1 /24	292	33	48	24	32	40	35	45	0
	2 /10	388	39	61	21	35	44	50	72	0
	3 /4/15	352	52	45	30	30	47	34	54	0
	5 /16/23/32	248	33	30	19	17	36	27	37	0
	6	112	14	14	12	10	10	6	8	0
	7	84	11	13	9	9	11	6	14	0
	8 /17/19/21/28	364	62	51	37	37	53	33	55	0
	9	60	4	9	4	6	7	6	10	0
	11 /22-1/29-17	260	42	39	32	23	29	26	35	0
	12	144	16	21	13	19	16	19	21	0
	13 /23-15/23-23	272	47	40	21	15	47	18	44	1
	14	260	26	28	27	34	31	26	31	0
	18	156	28	23	22	17	12	14	19	0
	20 /33/23-13	232	25	37	16	29	25	27	33	0
	22	88	17	11	10	7	11	9	10	0
	25 /27	288	51	38	35	33	34	24	31	0
	26	204	37	27	14	25	29	20	35	0
	29 /30/22-8/22-22	264	46	44	31	30	30	18	27	0
	31 /34	32	6	6	5	1	3	5	3	0
Leg. Dist. 21		4,100	589	585	382	409	515	403	584	1

COMMISSIONER OF SCHOOLS  
 DEMOCRATIC PRIMARY  
 (VOTE FOR 4)  
 DETAIL

LEGISLATIVE DISTRICT OR TOWN	ELECTION DISTRICT	TOTAL VOTERS	SHIRLEY	DAVID	HOWARD	GLENNY	WILLA	WOODROW	MALIK	SCATTER
			J. THOMPSON	PEREZ	J. EAGLE	A. WILLIAMS	POWELL	HAMMOND	D. EVANS	
			4B	5B	6B	7B	8B	9B	10B	
Leg. Dist. 22										
	2 /13	180	32	26	17	21	22	16	19	0
	3	196	20	39	19	29	17	6	13	0
	4 /16/19	180	38	29	18	20	20	15	19	0
	5	132	20	20	9	10	15	8	14	0
	6	180	35	23	17	23	18	12	17	2
	7	104	15	13	12	11	9	5	12	0
	9	84	14	10	10	9	8	6	10	0
	10 /17	288	60	53	31	29	39	15	37	0
	11 /21	332	59	47	27	34	45	30	47	0
	12 /23	184	28	22	20	24	20	15	23	0
	14 /15	444	81	70	34	54	45	36	51	0
	18	116	21	16	12	13	11	12	9	0
	20 /29-27	180	32	20	20	19	17	19	17	0
	24	24	4	4	3	2	2	3	2	0
Leg. Dist. 22		2,624	459	392	249	298	288	198	290	2
Leg. Dist. 23										
	1	64	4	11	3	5	10	7	13	3
	2 /3/11	452	54	71	37	50	50	58	78	1
	4 /12/22	772	73	123	49	65	108	98	137	1
	5 /7	244	29	37	17	18	35	25	38	0
	6 /9/10/20	620	69	120	51	64	76	67	106	0
	8 /14	192	23	32	11	17	26	13	29	0
	16 /24-16	260	30	45	21	20	32	34	39	0
	17 /18/19/27	468	65	75	43	44	62	50	72	0
	21	184	13	30	20	23	20	21	32	0
	24	188	23	30	17	20	24	15	25	0
	25 /26	676	51	103	45	59	93	96	117	0
Leg. Dist. 23		4,120	434	677	314	385	536	484	686	5

COMMISSIONER OF SCHOOLS  
 DEMOCRATIC PRIMARY  
 (VOTE FOR 4)  
 DETAIL

LEGISLATIVE DISTRICT OR TOWN	ELECTION DISTRICT	TOTAL VOTERS	SHIRLEY	DAVID	HOWARD	GLENNY	WILLA	WOODROW	MALIK	SCATTER
			J. THOMPSON	PEREZ	J. EAGLE	A. WILLIAMS	POWELL	HAMMOND	D. EVANS	
			4B	5B	6B	7B	8B	9B	10B	
Leg. Dist. 24										
	1 /13	512	59	82	32	29	79	54	82	0
	2 /3	448	35	74	31	41	62	43	88	0
	4 /10	376	48	61	38	26	53	44	63	0
	5	160	15	21	17	14	20	11	20	0
	6	64	6	9	7	7	9	5	11	0
	7	96	7	17	5	9	10	13	14	0
	8 /9	176	21	23	11	12	26	22	29	0
	11 /12	184	31	29	15	18	27	20	20	0
	14 /15	480	68	61	50	39	59	35	67	0
	17	48	7	8	7	5	7	4	2	0
Leg. Dist. 24		2,544	297	385	213	200	352	251	396	0
Leg. Dist. 25										
	1 /22	344	55	58	31	36	30	36	52	0
	2	308	32	31	24	37	28	40	48	0
	3	440	76	56	48	61	55	40	45	0
	4	136	21	18	20	9	14	11	21	0
	5 /10	440	74	58	45	45	40	44	53	0
	6	240	30	29	16	19	24	17	24	0
	7 /13	512	82	55	48	65	55	46	67	0
	8 /27-9	584	96	79	52	56	68	77	71	0
	9 /11	416	66	50	46	58	38	30	48	0
	12	180	27	31	17	12	25	13	31	0
	14 /24	220	33	39	16	17	28	21	47	0
	15 /27-18	360	57	44	38	34	40	38	39	0
	16 /23	16	3	4	2	1	2	2	2	0
	17	136	30	19	18	18	14	6	14	0
	18	208	35	35	20	16	32	18	26	0
	19	8	2	2	1	1	0	1	1	0
	20 /25	336	60	50	40	39	39	33	30	0
	21	60	3	10	3	5	10	9	12	0
Leg. Dist. 25		4,944	782	668	485	529	542	482	631	0

COMMISSIONER OF SCHOOLS  
 DEMOCRATIC PRIMARY  
 (VOTE FOR 4)  
 DETAIL

LEGISLATIVE DISTRICT OR TOWN	ELECTION DISTRICT	TOTAL VOTERS	SHIRLEY	DAVID	HOWARD	GLENNY	WILLA	WOODROW	MALIK	SCATTER
			J. THOMPSON	PEREZ	J. EAGLE	A. WILLIAMS	POWELL	HAMMOND	D. EVANS	
			4B	5B	6B	7B	8B	9B	10B	
Leg. Dist. 26										
	1	104	15	18	9	11	11	10	13	0
	2 /28-10	120	22	16	10	18	15	13	14	0
	3 /4/5/11	240	30	43	23	22	39	22	33	0
	7 /8	204	22	29	28	20	14	26	29	0
	9 /14	220	25	38	19	21	27	25	30	0
	10 /15	220	22	26	23	18	27	19	29	0
	12 /13	180	24	32	13	14	25	21	21	0
	16	96	5	10	15	9	11	11	9	0
	17 /29-18	76	12	12	7	5	9	7	9	0
Leg. Dist. 26		1,460	177	224	147	138	178	154	187	0
Leg. Dist. 27										
	1 /2/11	564	82	85	50	62	67	73	84	0
	3	296	45	52	26	22	38	36	47	0
	4 /5	644	97	87	66	53	74	82	112	1
	6 /17	328	46	47	31	26	44	30	53	0
	7 /10	468	68	72	45	48	61	53	69	0
	8	248	38	34	26	24	24	23	28	0
	12	244	41	31	25	34	26	29	24	0
	13 /21	448	68	54	49	51	53	59	55	0
	14	216	31	29	22	23	24	25	23	0
	15	236	31	28	20	26	24	30	26	0
	16	336	43	41	22	44	30	55	57	0
	19 /23	420	71	53	42	40	48	46	56	0
	20	184	34	24	22	20	18	19	19	0
	22	256	43	33	30	28	30	30	36	0
	27	184	26	25	18	19	21	19	26	0
	28	108	20	11	12	13	11	8	10	0
Leg. Dist. 27		5,180	784	706	506	533	593	617	725	1

COMMISSIONER OF SCHOOLS  
 DEMOCRATIC PRIMARY  
 (VOTE FOR 4)  
 DETAIL

LEGISLATIVE DISTRICT OR TOWN	ELECTION DISTRICT	TOTAL VOTERS	SHIRLEY	DAVID	HOWARD	GLENNY	WILLA	WOODROW	MALIK	SCATTER
			J. THOMPSON	PEREZ	J. EAGLE	A. WILLIAMS	POWELL	HAMMOND	D. EVANS	
			4B	5B	6B	7B	8B	9B	10B	
Leg. Dist. 28										
	1 /5/16	252	42	38	25	23	24	25	27	0
	2 /3	144	18	20	14	15	20	16	18	0
	4	120	17	17	8	13	15	11	15	0
	6 /9	164	25	25	18	19	21	16	14	0
	7 /17	104	15	15	11	16	10	10	17	0
	8 /15	296	54	48	31	35	27	20	30	0
	11 /13/25	216	30	29	24	19	30	27	27	0
	12	76	9	11	6	9	8	9	10	0
	14 /22	172	29	22	21	20	24	19	25	0
	18	64	8	13	6	7	6	9	12	0
	19 /21	80	10	11	4	12	9	10	13	0
	23 /24	108	11	18	11	12	15	8	18	0
Leg. Dist. 28		1,796	268	267	179	200	209	180	226	0
Leg. Dist. 29										
	1 /2/20/26	400	81	56	35	41	47	30	61	0
	3 /8/9	264	43	48	27	29	18	21	28	0
	4 /11	164	25	24	22	20	19	23	18	0
	5 /7/10	252	38	37	25	28	34	20	36	0
	6 /14	196	26	31	23	23	24	17	24	0
	12 /24	244	39	32	23	27	22	31	25	0
	13	128	25	19	7	10	15	9	13	0
	15 /16/19	212	38	31	18	15	25	18	25	0
	21	112	11	20	8	12	8	14	16	0
	22	204	31	21	18	24	23	18	22	0
	23	352	47	44	33	38	46	28	37	0
	25	276	37	34	27	38	28	24	27	0
Leg. Dist. 29		2,804	441	397	266	305	309	253	332	0
GRAND TOTAL:		30,584	4,353	4,446	2,833	3,091	3,624	3,104	4,161	9

TOWN OF CHILI  
SUPERVISOR  
CONSERVATIVE PRIMARY

LEGISLATIVE DISTRICT OR TOWN	ELECTION DISTRICT	TOTAL VOTERS	STEPHEN W. HENDERSHOTT	GEORGE J. BARTNETT	SCATTER
			1D	2D	
Chili	1 /19/27	215	8	7	0
	2	102	4	6	0
	3	56	4	1	0
	4 /26	99	6	4	0
	5	78	3	1	0
	6 /9	152	4	4	0
	7	31	2	0	0
	8 /10	174	2	3	1
	11 /12	171	7	8	0
	13 /21	155	8	7	0
	14 /24	195	7	8	0
	15	61	3	1	0
	16 /22	155	7	3	0
	17	205	3	5	0
	18	118	10	4	0
	20 /25	82	1	1	0
	23 /29	85	7	2	0
	28	38	0	0	0
	30	35	0	2	0
	31	3	0	0	0
GRAND TOTAL:		<u>2,210</u>	<u>86</u>	<u>67</u>	<u>1</u>



TOWN OF CHILI  
MEMBER OF COUNCIL  
CONSERVATIVE PRIMARY  
(VOTE FOR 2)

LEGISLATIVE DISTRICT OR TOWN	ELECTION DISTRICT	TOTAL VOTERS	DAVID J. BURNS	DAVID P. HARRIS	MICHAEL S. SLATTERY	VIRGINIA L. IGNATOWSKI	SCATTER
			3D	4D	5D	6D	
Chili							
	1 /19/27	430	6	6	7	6	0
	2	204	5	4	8	6	0
	3	112	0	0	5	6	0
	4 /26	198	3	1	4	4	0
	5	156	2	1	3	2	0
	6 /9	304	4	5	1	2	0
	7	62	0	1	2	1	0
	8 /10	348	2	2	4	1	0
	11 /12	342	6	8	4	4	0
	13 /21	310	5	5	5	5	0
	14 /24	390	8	6	5	2	0
	15	122	0	1	1	0	0
	16 /22	310	3	3	5	6	0
	17	410	2	4	2	4	0
	18	236	7	4	8	7	0
	20 /25	164	1	1	1	1	0
	23 /29	170	1	2	4	3	0
	28	76	0	0	0	0	0
	30	70	2	2	0	0	0
	31	6	0	0	0	0	0
GRAND TOTAL:		<u>4,420</u>	<u>57</u>	<u>56</u>	<u>69</u>	<u>60</u>	<u>0</u>

STATE SUPREME COURT JUSTICE  
7TH JUDICIAL DISTRICT  
SUMMARY

LEGISLATIVE DISTRICT OR TOWN	TOTAL VOTERS	FRANCIS A. AFFRONTI	FRANCIS A. AFFRONTI	FRANCIS A. AFFRONTI	SCATTER	BLANK AND VOID
		REP	IND	CON		
Leg. Dist. 06	1,638	704	128	111	0	695
Leg. Dist. 07	851	323	61	47	0	420
Leg. Dist. 21	5,746	1,533	440	211	4	3,558
Leg. Dist. 22	2,985	305	103	42	2	2,533
Leg. Dist. 23	6,444	2,054	699	219	6	3,466
Leg. Dist. 24	3,925	1,113	370	147	2	2,293
Leg. Dist. 25	4,225	542	252	96	1	3,334
Leg. Dist. 26	3,412	1,272	250	207	1	1,682
Leg. Dist. 27	6,267	934	339	169	5	4,820
Leg. Dist. 28	3,466	1,052	322	182	2	1,908
Leg. Dist. 29	4,130	908	190	149	0	2,883
CITY	43,089	10,740	3,154	1,580	23	27,592
Brighton	13,404	5,335	1,132	428	3	6,506
Chili	10,227	5,089	636	722	5	3,775
Clarkson	1,883	979	116	137	0	651
East Rochester	2,029	963	132	104	0	830
Gates	9,201	4,758	521	612	3	3,307
Greece	30,980	15,669	1,869	2,218	5	11,219
Hamlin	2,889	1,537	172	224	0	956
Henrietta	10,693	5,103	887	721	1	3,981
Irondequoit	19,933	9,561	1,413	1,131	4	7,824
Mendon	3,560	1,899	224	240	2	1,195
Ogden	6,503	3,374	350	606	0	2,173
Parma	5,129	2,699	289	436	0	1,705
Penfield	13,663	7,224	1,055	965	3	4,416
Perinton	18,204	9,965	1,224	1,100	6	5,909
Pittsford	10,977	5,844	749	498	0	3,886
Riga	2,065	1,146	114	177	0	628
Rush	1,495	799	104	93	0	499
Sweden	3,551	1,694	221	267	1	1,368
Webster	14,754	7,659	967	1,002	2	5,124
Wheatland	1,815	885	106	138	0	686
TOWNS	182,955	92,182	12,281	11,819	35	66,638
GRAND TOTAL:	226,044	102,922	15,435	13,399	58	94,230

STATE SUPREME COURT JUSTICE  
7TH JUDICIAL DISTRICT  
DETAIL

LEGISLATIVE DISTRICT OR TOWN	ELECTION DISTRICT	TOTAL VOTERS	FRANCIS A. AFFRONTI	FRANCIS A. AFFRONTI	FRANCIS A. AFFRONTI	SCATTER	BLANK AND VOID
			REP	IND	CON		
Leg. Dist. 06							
	1	421	185	30	33	0	173
	2	180	77	17	11	0	75
	3	249	116	14	12	0	107
	4	283	126	25	23	0	109
	5	258	102	22	16	0	118
	6	247	98	20	16	0	113
Leg. Dist. 06		1,638	704	128	111	0	695
Leg. Dist. 07							
	1	361	154	23	24	0	160
	2	281	89	15	15	0	162
	3	209	80	23	8	0	98
Leg. Dist. 07		851	323	61	47	0	420
Leg. Dist. 21							
	1	277	84	14	19	2	158
	2	237	82	28	7	0	120
	3	135	37	8	10	0	80
	4	165	42	10	5	0	108
	5 /16	316	97	27	17	0	175
	6	176	43	21	2	0	110
	7	366	134	26	13	0	193
	8 /28	97	21	10	4	0	62
	9	217	67	28	7	0	115
	10	316	97	20	8	0	191
	11	134	26	3	3	0	102
	12	288	87	23	11	0	167
	13	110	16	14	4	0	76
	14	322	98	28	12	0	184
	15	296	96	24	15	0	161
	17	235	61	18	10	0	146
	18	199	39	11	2	0	147
	19	82	16	3	0	0	63
	20	128	41	19	5	0	63
	21	208	43	14	7	0	144
	22	204	35	13	6	0	150
	23 /32	164	38	10	9	0	107
	24	262	88	26	11	2	135
	25	197	31	11	7	0	148
	26	187	16	6	6	0	159
	27	135	17	4	4	0	110
	29	95	24	9	0	0	62
	30	15	5	0	0	0	10
	31 /34	91	12	5	5	0	69
	33	92	40	7	2	0	43
Leg. Dist. 21		5,746	1,533	440	211	4	3,558

STATE SUPREME COURT JUSTICE  
7TH JUDICIAL DISTRICT  
DETAIL

LEGISLATIVE DISTRICT OR TOWN	ELECTION DISTRICT	TOTAL VOTERS	FRANCIS A. AFFRONTI	FRANCIS A. AFFRONTI	FRANCIS A. AFFRONTI	SCATTER	BLANK AND VOID
			REP	IND	CON		
Leg. Dist. 22	1 /29-17	222	43	9	7	0	163
	2	68	8	3	0	0	57
	3	153	18	4	4	0	127
	4	77	4	6	1	0	66
	5	158	16	7	3	0	132
	6	159	7	3	0	0	149
	7	90	0	1	0	0	89
	8	153	26	2	2	2	121
	9	122	7	8	2	0	105
	10	141	11	4	2	0	124
	11	141	12	6	1	0	122
	12	101	5	2	1	0	93
	13	68	2	3	0	0	63
	14	165	27	5	0	0	133
	15	167	10	4	0	0	153
	16	72	7	3	1	0	61
	17	64	7	2	6	0	49
	18	87	6	1	1	0	79
	19	128	11	5	0	0	112
	20	151	18	6	3	0	124
	21	130	19	4	0	0	107
	22	181	22	8	3	0	148
	23	121	12	5	3	0	101
	24	66	7	2	2	0	55
Leg. Dist. 22		2,985	305	103	42	2	2,533
Leg. Dist. 23	1	120	44	13	4	0	59
	2	230	62	13	4	0	151
	3	162	36	24	7	1	94
	4	350	108	32	10	1	199
	5	212	69	20	4	0	119
	6	139	49	14	1	0	75
	7	244	73	36	6	0	129
	8	206	58	26	8	0	114
	9	156	51	20	1	0	84
	10	200	63	25	5	1	106
	11	245	66	33	9	0	137
	12	338	116	32	2	0	188
	13	206	70	23	10	0	103
	14	182	58	29	4	0	91
	15	110	27	17	5	1	60
	16	225	56	23	11	0	135
	17	323	109	29	20	0	165
	18	296	105	26	11	0	154

STATE SUPREME COURT JUSTICE  
7TH JUDICIAL DISTRICT  
DETAIL

LEGISLATIVE DISTRICT OR TOWN	ELECTION DISTRICT	TOTAL VOTERS	FRANCIS A. AFFRONTI	FRANCIS A. AFFRONTI	FRANCIS A. AFFRONTI	SCATTER	BLANK AND VOID
			REP	IND	CON		
Leg. Dist. 23							
	19	295	121	25	14	0	135
	20	304	99	39	7	0	159
	21	259	82	28	6	0	143
	22	215	57	22	8	0	128
	23	116	23	14	3	0	76
	24	257	84	15	10	0	148
	25	422	139	51	19	2	211
	26	433	144	51	19	0	219
	27	199	85	19	11	0	84
Leg. Dist. 23		6,444	2,054	699	219	6	3,466
Leg. Dist. 24							
	1	335	68	50	16	0	201
	2	257	54	24	10	0	169
	3	277	72	35	6	0	164
	4	261	89	27	9	0	136
	5	266	92	26	9	0	139
	6	176	64	14	13	0	85
	7	172	46	15	7	0	104
	8	245	90	32	9	0	114
	9	171	61	14	10	2	84
	10	290	71	46	3	0	170
	11	199	52	4	10	0	133
	12	141	44	6	3	0	88
	13	223	63	18	10	0	132
	14	254	57	23	10	0	164
	15	319	87	19	8	0	205
	16	237	57	17	8	0	155
	17	102	46	0	6	0	50
Leg. Dist. 24		3,925	1,113	370	147	2	2,293
Leg. Dist. 25							
	1	264	50	25	12	0	177
	2	205	10	10	1	0	184
	3	305	21	10	9	0	265
	4	60	7	2	1	0	50
	5	185	9	4	3	0	169
	6	229	44	29	5	0	151
	7	224	12	1	3	0	208
	8	259	18	6	1	0	234
	9	144	6	3	1	0	134
	10	239	25	18	2	0	194
	11	191	5	2	6	0	178
	12	288	72	25	8	0	183
	13	208	7	7	1	0	193
	14 /24	299	83	23	10	1	182

STATE SUPREME COURT JUSTICE  
7TH JUDICIAL DISTRICT  
DETAIL

LEGISLATIVE DISTRICT OR TOWN	ELECTION DISTRICT	TOTAL VOTERS	FRANCIS A. AFFRONTI	FRANCIS A. AFFRONTI	FRANCIS A. AFFRONTI	SCATTER	BLANK AND VOID
			REP	IND	CON		
Leg. Dist. 25							
	15	191	8	2	6	0	175
	16	34	9	7	1	0	17
	17	118	6	5	0	0	107
	18	260	46	27	14	0	173
	19	10	3	1	1	0	5
	20	30	6	4	0	0	20
	21	103	27	13	2	0	61
	22	145	25	15	3	0	102
	23	23	5	4	0	0	14
	25	211	38	9	6	0	158
Leg. Dist. 25		4,225	542	252	96	1	3,334
Leg. Dist. 26							
	1	202	63	11	7	0	121
	2	96	28	4	5	0	59
	3	181	71	15	11	0	84
	4	201	102	18	19	0	62
	5	223	97	12	14	1	99
	7	226	81	18	8	0	119
	8	233	72	16	14	0	131
	9	252	105	19	25	0	103
	10	262	92	20	21	0	129
	11	250	109	17	20	0	104
	12 /13	337	122	25	11	0	179
	14	240	81	19	17	0	123
	15	241	81	16	10	0	134
	16	259	99	20	15	0	125
	17 /29-18	209	69	20	10	0	110
Leg. Dist. 26		3,412	1,272	250	207	1	1,682
Leg. Dist. 27							
	1	297	62	22	14	0	199
	2	270	44	19	12	1	194
	3	281	53	23	7	3	195
	4	340	65	16	10	0	249
	5	319	49	19	4	0	247
	6	295	55	17	6	0	217
	7	292	56	20	8	0	208
	8	262	34	15	5	0	208
	9	304	36	19	4	0	245
	10	271	61	15	12	0	183
	11	318	64	20	9	0	225
	12	246	36	8	3	0	199
	13	277	28	14	7	0	228
	14	201	19	10	6	0	166
	15	238	23	12	4	0	199

STATE SUPREME COURT JUSTICE  
7TH JUDICIAL DISTRICT  
DETAIL

LEGISLATIVE DISTRICT OR TOWN	ELECTION DISTRICT	TOTAL VOTERS	FRANCIS A. AFFRONTI	FRANCIS A. AFFRONTI	FRANCIS A. AFFRONTI	SCATTER	BLANK AND VOID
			REP	IND	CON		
Leg. Dist. 27							
	16	300	22	15	8	0	255
	17	136	22	4	4	0	106
	18	164	17	7	6	0	134
	19	282	27	13	7	1	234
	20	164	6	5	3	0	150
	21	142	17	8	6	0	111
	22	247	22	10	4	0	211
	23	183	19	10	3	0	151
	27	225	64	10	9	0	142
	28	213	33	8	8	0	164
Leg. Dist. 27		6,267	934	339	169	5	4,820
Leg. Dist. 28							
	1	156	46	6	8	0	96
	2	196	62	7	11	0	116
	3	115	26	9	8	0	72
	4	267	71	116	13	0	67
	5	162	69	8	6	1	78
	6	176	50	9	6	0	111
	7	280	90	13	9	0	168
	8	186	46	8	5	0	127
	9	130	47	5	12	0	66
	10	119	38	10	10	0	61
	11 /25	195	62	18	9	0	106
	12	103	31	3	2	0	67
	13	163	47	12	12	0	92
	14	165	49	14	10	0	92
	15	76	22	3	6	0	45
	16	160	50	10	8	0	92
	17	67	20	2	2	0	43
	18	238	75	22	12	1	128
	19 /21	167	56	18	14	0	79
	22	92	21	7	4	0	60
	23	234	68	20	14	0	132
	24	19	6	2	1	0	10
Leg. Dist. 28		3,466	1,052	322	182	2	1,908
Leg. Dist. 29							
	1	29	4	3	0	0	22
	2	57	6	2	1	0	48
	3	131	26	8	4	0	93
	4	227	68	23	7	0	129
	5	231	70	11	12	0	138
	6	159	50	8	5	0	96
	7	34	8	2	0	0	24
	8	220	74	8	4	0	134

STATE SUPREME COURT JUSTICE  
7TH JUDICIAL DISTRICT  
DETAIL

LEGISLATIVE DISTRICT OR TOWN	ELECTION DISTRICT	TOTAL VOTERS	FRANCIS A. AFFRONTI	FRANCIS A. AFFRONTI	FRANCIS A. AFFRONTI	SCATTER	BLANK AND VOID
			REP	IND	CON		
Leg. Dist. 29	9	193	46	12	8	0	127
	10	213	32	8	13	0	160
	11	177	61	11	9	0	96
	12	165	27	8	7	0	123
	13	154	20	1	4	0	129
	14	192	57	12	7	0	116
	15	166	31	8	7	0	120
	16	65	10	1	1	0	53
	19	169	41	4	5	0	119
	20	287	35	8	9	0	235
	21	234	55	14	16	0	149
	22	123	16	6	1	0	100
	23	216	21	8	1	0	186
	24	262	61	12	17	0	172
	25	235	61	7	8	0	159
	26	137	21	3	2	0	111
	27	54	7	2	1	0	44
Leg. Dist. 29		4,130	908	190	149	0	2,883
CITY		43,089	10,740	3,154	1,580	23	27,592
Brighton	1	357	138	35	8	1	175
	2	223	90	14	9	0	110
	3	289	133	18	5	0	133
	4	299	97	32	9	0	161
	5	319	96	33	11	0	179
	6	447	127	36	19	0	265
	7	257	115	19	8	0	115
	8	326	176	28	8	0	114
	9	284	112	20	8	0	144
	10	343	138	27	13	0	165
	11	374	160	31	18	0	165
	12	402	158	37	18	0	189
	13	264	109	28	5	0	122
	14	164	59	14	7	0	84
	15	273	113	27	16	0	117
	16	256	157	15	5	0	79
	17	192	41	5	1	0	145
	18	313	123	23	8	1	158
	19	227	87	19	13	0	108
	20	217	67	22	6	0	122
	21	281	99	23	5	0	154
	22	349	147	33	6	0	163
	23	314	116	27	5	0	166
	24	251	105	18	9	0	119



STATE SUPREME COURT JUSTICE  
7TH JUDICIAL DISTRICT  
DETAIL

LEGISLATIVE DISTRICT OR TOWN	ELECTION DISTRICT	TOTAL VOTERS	FRANCIS A. AFFRONTI	FRANCIS A. AFFRONTI	FRANCIS A. AFFRONTI	SCATTER	BLANK AND VOID
			REP	IND	CON		
Brighton	25	271	84	26	13	0	148
	26	266	109	19	8	0	130
	27	276	120	24	8	0	124
	28	415	166	40	9	0	200
	29	228	105	9	11	0	103
	30	491	178	27	12	0	274
	31	293	129	31	6	0	127
	32	370	148	45	14	0	163
	33	346	166	27	11	0	142
	34	294	125	26	22	0	121
	35	297	93	28	7	0	169
	36	191	69	23	5	0	94
	37	310	124	25	6	1	154
	38	389	168	30	13	0	178
	39	253	104	29	11	0	109
	40	498	215	43	10	0	230
	41	330	116	26	10	0	178
	42	109	43	9	5	0	52
	43	313	135	27	10	0	141
	44	127	59	9	4	0	55
	45	172	73	18	9	0	72
	46	144	43	7	4	0	90
Brighton		13,404	5,335	1,132	428	3	6,506
Chili	1	296	152	18	22	0	104
	2	378	188	28	27	1	134
	3 /31	384	182	24	26	0	152
	4	247	122	16	20	1	88
	5	331	175	17	21	0	118
	6	354	179	12	23	0	140
	7	188	86	13	15	0	74
	8	313	154	17	28	0	114
	9	302	144	22	26	0	110
	10	244	135	9	29	0	71
	11	395	193	21	28	2	151
	12	463	249	22	35	0	157
	13	454	251	22	29	0	152
	14	361	168	29	39	0	125
	15	325	175	21	21	0	108
	16	410	221	20	20	0	149
	17	685	369	35	33	0	248
	18	459	228	36	26	0	169
	19	287	152	17	15	0	103
	20	448	212	34	41	1	160

STATE SUPREME COURT JUSTICE  
7TH JUDICIAL DISTRICT  
DETAIL

LEGISLATIVE DISTRICT OR TOWN	ELECTION DISTRICT	TOTAL VOTERS	FRANCIS A. AFFRONTI	FRANCIS A. AFFRONTI	FRANCIS A. AFFRONTI	SCATTER	BLANK AND VOID
			REP	IND	CON		
Chili							
	21	262	129	14	20	0	99
	22	366	157	25	18	0	166
	23	244	122	16	23	0	83
	24	395	201	25	36	0	133
	25	253	95	22	13	0	123
	26	394	192	28	24	0	150
	27	304	141	26	30	0	107
	28	268	116	18	11	0	123
	29	235	111	13	11	0	100
	30	182	90	16	12	0	64
Chili		10,227	5,089	636	722	5	3,775
Clarkson							
	1	328	178	22	20	0	108
	2	270	138	9	21	0	102
	3	321	156	18	21	0	126
	4	412	212	30	22	0	148
	5	310	169	19	27	0	95
	6	242	126	18	26	0	72
Clarkson		1,883	979	116	137	0	651
East Rochester							
	1	340	157	19	24	0	140
	2	309	144	21	17	0	127
	3	309	152	19	14	0	124
	4	287	141	16	12	0	118
	5	243	113	19	12	0	99
	6	252	118	11	15	0	108
	7	289	138	27	10	0	114
East Rochester		2,029	963	132	104	0	830
Gates							
	1	193	96	11	20	0	66
	2	281	160	16	15	0	90
	3	181	73	14	12	1	81
	4	298	150	18	23	0	107
	5	383	229	16	19	0	119
	6	315	177	21	9	0	108
	7	401	231	35	27	0	108
	8	235	141	9	14	0	71
	9	335	133	20	25	0	157
	10	170	84	9	10	0	67
	11	205	88	17	18	2	80
	12	182	91	7	12	0	72
	13	307	143	16	17	0	131
	14	224	126	13	10	0	75
	15	345	203	23	24	0	95

STATE SUPREME COURT JUSTICE  
7TH JUDICIAL DISTRICT  
DETAIL

LEGISLATIVE DISTRICT OR TOWN	ELECTION DISTRICT	TOTAL VOTERS	FRANCIS A. AFFRONTI	FRANCIS A. AFFRONTI	FRANCIS A. AFFRONTI	SCATTER	BLANK AND VOID
			REP	IND	CON		
Gates							
	16	223	104	9	16	0	94
	17	240	124	13	12	0	91
	18	312	173	14	17	0	108
	19	284	133	16	14	0	121
	20	279	152	20	15	0	92
	21	275	164	12	18	0	81
	22	232	112	10	25	0	85
	23	282	147	12	27	0	96
	24	321	178	17	15	0	111
	25	292	137	10	16	0	129
	26	338	169	20	37	0	112
	27	336	136	25	25	0	150
	28	236	119	7	16	0	94
	29	266	131	19	19	0	97
	30	182	90	10	10	0	72
	31	207	123	6	15	0	63
	32	317	152	25	25	0	115
	33	140	73	9	9	0	49
	34	207	111	16	16	0	64
	35	177	105	6	10	0	56
Gates		9,201	4,758	521	612	3	3,307
Greece							
	1	271	120	18	22	0	111
	2	299	154	25	24	0	96
	3	295	162	19	17	0	97
	4	243	117	10	23	0	93
	5	215	102	9	12	0	92
	6	206	97	11	14	0	84
	7	306	162	12	25	1	106
	8	251	133	11	16	0	91
	9	243	124	18	17	0	84
	10	233	116	22	18	0	77
	11	145	67	16	8	0	54
	12	200	94	10	18	0	78
	13	273	116	19	24	0	114
	14	214	97	12	13	0	92
	15	241	110	13	18	0	100
	16	190	100	14	18	0	58
	17	333	184	23	23	0	103
	18	323	156	19	31	0	117
	19	231	113	15	10	0	93
	20	240	111	12	26	0	91
	21	251	139	11	16	0	85
	22	213	96	17	9	0	91

STATE SUPREME COURT JUSTICE  
7TH JUDICIAL DISTRICT  
DETAIL

LEGISLATIVE DISTRICT OR TOWN	ELECTION DISTRICT	TOTAL VOTERS	FRANCIS A. AFFRONTI	FRANCIS A. AFFRONTI	FRANCIS A. AFFRONTI	SCATTER	BLANK AND VOID
			REP	IND	CON		
Greece	23	402	173	20	18	0	191
	24	469	254	35	36	0	144
	25	263	120	23	14	0	106
	26	250	124	18	15	0	93
	27	413	202	23	32	0	156
	28	312	169	19	23	0	101
	29	311	156	28	25	0	102
	30	209	94	14	18	0	83
	31	280	140	12	14	0	114
	32	289	124	20	20	1	124
	33	411	225	22	37	0	127
	34	320	174	23	21	0	102
	35	239	118	17	21	0	83
	36	334	159	13	23	0	139
	37	231	104	16	29	0	82
	38	345	176	27	16	0	126
	39	196	105	12	15	0	64
	40	248	133	9	13	0	93
	41	339	160	20	26	1	132
	42	263	125	15	23	0	100
	43	391	210	21	31	0	129
	44	352	214	22	17	0	99
	45	391	223	25	25	1	117
	46	207	98	13	18	0	78
	47	312	149	21	22	0	120
	48	236	130	12	13	0	81
	49	248	134	10	12	1	91
	50	292	154	18	21	0	99
	51	206	112	9	13	0	72
	52	376	195	14	30	0	137
	53	207	97	15	17	0	78
	54	283	155	21	17	0	90
	55	270	135	12	30	0	93
	56	397	215	26	26	0	130
	57	325	161	24	15	0	125
	58	349	161	26	26	0	136
	59	214	98	9	20	0	87
	60	263	121	17	16	0	109
	61	292	129	19	18	0	126
	62	352	181	15	20	0	136
	63	334	149	22	29	0	134
	64	252	125	17	13	0	97
	65	327	190	16	12	0	109
	66	201	99	14	14	0	74

STATE SUPREME COURT JUSTICE  
7TH JUDICIAL DISTRICT  
DETAIL

LEGISLATIVE DISTRICT OR TOWN	ELECTION DISTRICT	TOTAL VOTERS	FRANCIS A. AFFRONTI	FRANCIS A. AFFRONTI	FRANCIS A. AFFRONTI	SCATTER	BLANK AND VOID
			REP	IND	CON		
Greece	67	255	147	17	20	0	71
	68	393	202	23	35	0	133
	69	225	117	11	14	0	83
	70	310	161	25	23	0	101
	71	369	164	20	28	0	157
	72	342	188	17	29	0	108
	73	194	89	12	10	0	83
	74	206	92	20	12	0	82
	75	252	130	15	12	0	95
	76	235	129	11	19	0	76
	77	359	165	18	24	0	152
	78	247	116	13	13	0	105
	79	347	195	18	34	0	100
	80	352	181	18	32	0	121
	81	243	138	18	15	0	72
	82	215	87	14	22	0	92
	83	223	110	18	11	0	84
	84	343	183	28	26	0	106
	85	356	181	8	34	0	133
	86	413	226	13	23	0	151
	87	271	153	14	21	0	83
	88	291	149	14	27	0	101
	89	260	133	9	21	0	97
	90	326	168	14	31	0	113
	91	435	227	25	37	0	146
	92	474	248	35	28	0	163
	93	356	182	29	15	0	130
	94	270	120	25	24	0	101
	95	200	98	12	8	0	82
	96	353	174	17	26	0	136
	97	405	236	18	28	0	123
	98	382	183	20	18	0	161
	99	322	179	18	27	0	98
	100	324	164	24	24	0	112
	101	221	100	10	15	0	96
	102	391	194	31	30	0	136
	103	352	164	17	31	0	140
	104	371	186	27	20	0	138
	105	233	159	14	10	0	50
	106	247	111	19	25	0	92
Greece		<u>30,980</u>	<u>15,669</u>	<u>1,869</u>	<u>2,218</u>	<u>5</u>	<u>11,219</u>
Hamlin	1	277	135	23	29	0	90
	2	367	206	21	20	0	120

STATE SUPREME COURT JUSTICE  
7TH JUDICIAL DISTRICT  
DETAIL

LEGISLATIVE DISTRICT OR TOWN	ELECTION DISTRICT	TOTAL VOTERS	FRANCIS A. AFFRONTI	FRANCIS A. AFFRONTI	FRANCIS A. AFFRONTI	SCATTER	BLANK AND VOID
			REP	IND	CON		
Hamlin	3	238	125	11	24	0	78
	4	227	114	11	23	0	79
	5	272	134	19	25	0	94
	6	200	104	15	13	0	68
	7 /11	473	260	34	30	0	149
	8	251	124	10	15	0	102
	9	217	107	9	17	0	84
	10	367	228	19	28	0	92
Hamlin		2,889	1,537	172	224	0	956
Henrietta	1	396	196	19	31	0	150
	2	250	136	24	16	0	74
	3	182	87	13	5	0	77
	4	266	108	28	14	0	116
	5	318	145	30	18	0	125
	6	341	166	20	25	0	130
	7	301	132	31	28	0	110
	8	322	160	30	20	0	112
	9	259	114	15	23	0	107
	10	304	147	20	25	0	112
	11	271	113	14	15	0	129
	12	321	164	21	26	0	110
	13	338	142	49	22	1	124
	14	237	117	22	19	0	79
	15	303	116	38	25	0	124
	16	220	95	25	18	0	82
	17	370	185	37	23	0	125
	18	357	166	20	21	0	150
	19	269	118	30	32	0	89
	20	537	260	51	31	0	195
	21	255	120	23	16	0	96
	22	439	231	36	29	0	143
	23	249	132	18	14	0	85
	24	269	130	21	8	0	110
	25	337	169	22	23	0	123
	26	390	193	25	34	0	138
	27	413	227	30	36	0	120
	28	354	193	21	25	0	115
	29	358	157	35	18	0	148
	30	475	218	49	30	0	178
	31	194	72	13	14	0	95
	32	368	177	23	19	0	149
	33	242	133	16	9	0	84
	34	188	84	18	9	0	77

STATE SUPREME COURT JUSTICE  
7TH JUDICIAL DISTRICT  
DETAIL

LEGISLATIVE DISTRICT OR TOWN	ELECTION DISTRICT	TOTAL VOTERS	FRANCIS A. AFFRONTI	FRANCIS A. AFFRONTI	FRANCIS A. AFFRONTI	SCATTER	BLANK AND VOID
			REP	IND	CON		
Henrietta		10,693	5,103	887	721	1	3,981
Irondequoit	1	355	158	18	22	0	157
	2	273	137	14	12	0	110
	3	353	144	35	23	0	151
	4	277	133	24	12	0	108
	5	289	125	28	14	0	122
	6	442	209	40	19	0	174
	7	442	211	41	23	0	167
	8	338	188	20	30	1	99
	9	337	163	19	17	1	137
	10	325	168	21	22	0	114
	11	172	103	9	8	0	52
	12	255	112	24	16	0	103
	13	412	187	35	22	0	168
	14	380	177	21	22	0	160
	15	389	181	26	38	0	144
	16	376	188	25	22	0	141
	17	213	107	20	8	0	78
	18 /72	374	182	28	23	0	141
	19	308	133	23	12	0	140
	20	296	171	17	13	0	95
	21	319	136	37	9	0	137
	22	328	168	27	28	0	105
	23	279	142	25	11	0	101
	24	277	136	13	25	0	103
	25	274	125	19	26	0	104
	26	219	110	8	10	0	91
	27	199	99	11	18	0	71
	28	252	136	16	23	0	77
	29	251	114	11	13	0	113
	30	261	132	32	11	0	86
	31	296	131	39	4	0	122
	32	320	155	27	18	0	120
	33	227	97	21	14	0	95
	34	433	247	26	20	0	140
	35	227	117	20	11	0	79
	36	188	73	10	6	0	99
	37	252	119	10	12	0	111
	38	210	81	10	8	0	111
	39	164	66	3	1	0	94
	40	194	101	10	13	0	70
	41	280	132	21	16	1	110
	42	312	158	28	34	1	91
	43	242	98	28	15	0	101

STATE SUPREME COURT JUSTICE  
7TH JUDICIAL DISTRICT  
DETAIL

LEGISLATIVE DISTRICT OR TOWN	ELECTION DISTRICT	TOTAL VOTERS	FRANCIS A. AFFRONTI	FRANCIS A. AFFRONTI	FRANCIS A. AFFRONTI	SCATTER	BLANK AND VOID
			REP	IND	CON		
Irondequoit							
	44	528	288	32	25	0	183
	45	247	123	16	15	0	93
	46	317	133	20	17	0	147
	47	125	69	11	5	0	40
	48	319	167	35	17	0	100
	49	249	112	26	22	0	89
	50	203	93	14	3	0	93
	51	376	199	26	17	0	134
	52	313	141	19	12	0	141
	53	275	140	9	14	0	112
	54	110	49	9	3	0	49
	55	334	170	22	19	0	123
	56	301	144	12	21	0	124
	57	425	227	17	22	0	159
	58	331	153	17	26	0	135
	59	284	128	18	18	0	120
	60	306	133	24	20	0	129
	61	365	178	22	25	0	140
	62	330	152	20	28	0	130
	63	243	122	22	10	0	89
	64 /70	282	123	22	27	0	110
	65	187	86	10	8	0	83
	66	129	52	3	2	0	72
	67	227	100	13	16	0	98
	68	303	147	18	10	0	128
	69	140	49	9	2	0	80
	71	74	33	7	3	0	31
Irondequoit		19,933	9,561	1,413	1,131	4	7,824
Mendon							
	1	485	263	29	31	0	162
	2	381	175	28	24	0	154
	3	475	270	31	39	0	135
	4	361	158	25	16	0	162
	5	432	255	29	30	0	118
	6	410	208	23	35	0	144
	7	451	269	29	30	2	121
	8	183	90	8	11	0	74
	9	382	211	22	24	0	125
Mendon		3,560	1,899	224	240	2	1,195
Ogden							
	1	341	174	20	25	0	122
	2	361	189	23	34	0	115
	3	429	251	25	22	0	131
	4	308	183	20	25	0	80



STATE SUPREME COURT JUSTICE  
7TH JUDICIAL DISTRICT  
DETAIL

LEGISLATIVE DISTRICT OR TOWN	ELECTION DISTRICT	TOTAL VOTERS	FRANCIS A. AFFRONTI	FRANCIS A. AFFRONTI	FRANCIS A. AFFRONTI	SCATTER	BLANK AND VOID
			REP	IND	CON		
Ogden	5	352	164	22	33	0	133
	6	384	189	18	22	0	155
	7	185	92	14	22	0	57
	8	308	149	16	30	0	113
	9	354	172	19	37	0	126
	10	291	149	21	35	0	86
	11	308	162	25	35	0	86
	12	309	153	17	28	0	111
	13	328	163	18	30	0	117
	14	290	158	13	29	0	90
	15	412	196	22	37	0	157
	16	195	118	7	15	0	55
	17	260	154	12	19	0	75
	18	341	175	14	38	0	114
	19	349	176	9	41	0	123
	20	398	207	15	49	0	127
Ogden		6,503	3,374	350	606	0	2,173
Parma	1	353	191	16	28	0	118
	2	428	216	14	39	0	159
	3	280	154	12	26	0	88
	4	365	194	14	32	0	125
	5	287	147	19	28	0	93
	6	176	93	10	19	0	54
	7	351	182	25	38	0	106
	8	383	188	30	32	0	133
	9	371	197	18	26	0	130
	10	373	208	23	27	0	115
	11	366	193	25	33	0	115
	12	357	184	27	20	0	126
	13	430	232	25	23	0	150
	14	297	155	9	31	0	102
	15	312	165	22	34	0	91
Parma		5,129	2,699	289	436	0	1,705
Penfield	1	151	63	13	15	0	60
	2	356	170	28	27	1	130
	3	275	151	24	23	0	77
	4	438	256	25	35	0	122
	5	357	181	31	25	0	120
	6	309	195	21	30	0	63
	7	352	187	37	38	0	90
	8	340	164	25	19	0	132
	9	474	244	42	22	1	165

STATE SUPREME COURT JUSTICE  
7TH JUDICIAL DISTRICT  
DETAIL

LEGISLATIVE DISTRICT OR TOWN	ELECTION DISTRICT	TOTAL VOTERS	FRANCIS A. AFFRONTI	FRANCIS A. AFFRONTI	FRANCIS A. AFFRONTI	SCATTER	BLANK AND VOID
			REP	IND	CON		
Penfield	10	285	129	22	32	0	102
	11	235	135	13	12	0	75
	12	420	223	25	34	0	138
	13	394	178	33	27	0	156
	14	396	204	33	35	0	124
	15	407	220	31	22	0	134
	16	181	98	19	14	0	50
	17	391	214	35	26	0	116
	18	253	133	20	20	0	80
	19	467	244	40	26	0	157
	20	408	203	37	33	1	134
	21	372	178	36	29	0	129
	22	311	135	20	27	0	129
	23	465	259	32	31	0	143
	24	482	249	44	35	0	154
	25	331	199	18	21	0	93
	26	212	113	15	15	0	69
	27	431	246	38	24	0	123
	28	266	131	29	15	0	91
	29	429	207	40	27	0	155
	30	530	293	30	37	0	170
	31	212	119	21	13	0	59
	32	264	140	19	9	0	96
	33	339	185	27	25	0	102
	34	225	137	11	19	0	58
	35	389	208	24	29	0	128
	36	303	168	23	16	0	96
	37	462	251	31	19	0	161
	38	231	128	15	18	0	70
	39	213	119	12	16	0	66
	40	307	167	16	25	0	99
Penfield		13,663	7,224	1,055	965	3	4,416
Perinton	1	438	257	23	29	0	129
	2	406	240	23	16	0	127
	3	328	184	12	14	0	118
	4	276	129	27	20	0	100
	5	164	69	12	15	0	68
	6	302	139	28	18	0	117
	7	373	174	33	23	0	143
	8	342	179	23	26	1	113
	9	485	285	40	27	0	133
	10	379	202	30	20	1	126
	11	258	125	25	13	0	95

STATE SUPREME COURT JUSTICE  
7TH JUDICIAL DISTRICT  
DETAIL

LEGISLATIVE DISTRICT OR TOWN	ELECTION DISTRICT	TOTAL VOTERS	FRANCIS A. AFFRONTI	FRANCIS A. AFFRONTI	FRANCIS A. AFFRONTI	SCATTER	BLANK AND VOID
			REP	IND	CON		
Perinton	12	335	164	24	16	0	131
	13	307	193	11	19	0	84
	14	348	193	24	25	0	106
	15	282	136	24	16	0	106
	16	292	149	15	19	0	109
	17	372	215	24	18	0	115
	18	301	154	22	18	0	107
	19	309	178	17	24	0	90
	20	341	198	17	23	1	102
	21	330	165	14	24	0	127
	22	243	144	10	9	0	80
	23	359	207	22	25	0	105
	24	530	291	25	36	0	178
	25	256	113	20	18	0	105
	26	385	226	25	25	1	108
	27	289	152	13	13	1	110
	28	299	158	20	14	0	107
	29	227	119	18	15	0	75
	30	313	169	22	30	0	92
	31	419	237	24	20	0	138
	32	277	136	25	16	1	99
	33	381	220	35	14	0	112
	34	365	214	20	23	0	108
	35	276	161	18	15	0	82
	36	180	94	18	12	0	56
	37	334	180	28	25	0	101
	38	420	206	23	20	0	171
	39	350	190	32	27	0	101
	40	267	144	26	17	0	80
	41	228	125	20	19	0	64
	42	264	146	16	15	0	87
	43	466	247	43	32	0	144
	44	259	148	17	10	0	84
	45	556	321	40	34	0	161
	46	196	93	16	20	0	67
	47	370	220	25	25	0	100
	48	267	148	20	7	0	92
	49	290	170	16	18	0	86
	50	114	35	8	7	0	64
	51	318	211	17	12	0	78
	52	282	159	7	12	0	104
	53	293	158	19	23	0	93
	54	515	292	40	32	0	151
	55	335	199	15	16	0	105

STATE SUPREME COURT JUSTICE  
7TH JUDICIAL DISTRICT  
DETAIL

LEGISLATIVE DISTRICT OR TOWN	ELECTION DISTRICT	TOTAL VOTERS	FRANCIS A. AFFRONTI	FRANCIS A. AFFRONTI	FRANCIS A. AFFRONTI	SCATTER	BLANK AND VOID
			REP	IND	CON		
Perinton	56	313	204	13	21	0	75
Perinton		18,204	9,965	1,224	1,100	6	5,909
Pittsford	1	292	138	25	17	0	112
	2	307	148	23	17	0	119
	3	451	244	17	9	0	181
	4	368	195	25	16	0	132
	5	272	124	21	10	0	117
	6	371	171	18	12	0	170
	7	186	100	12	5	0	69
	8	372	227	24	19	0	102
	9	393	230	20	15	0	128
	10	471	283	28	20	0	140
	11	334	178	20	15	0	121
	12	298	170	25	12	0	91
	13	249	119	18	15	0	97
	14	276	146	20	10	0	100
	15	216	112	16	16	0	72
	16	270	152	12	20	0	86
	17	448	217	28	20	0	183
	18	322	155	19	10	0	138
	19	251	125	13	21	0	92
	20	332	180	27	13	0	112
	21	368	181	31	14	0	142
	22	424	206	34	20	0	164
	23	318	178	22	24	0	94
	24	391	242	15	17	0	117
	25	330	181	29	9	0	111
	26	368	197	30	24	0	117
	27	297	158	26	19	0	94
	28	278	146	26	7	0	99
	29	325	178	22	11	0	114
	30	282	151	25	6	0	100
	31	395	216	27	19	0	133
	32	333	173	27	12	0	121
	33	389	223	24	24	0	118
Pittsford		10,977	5,844	749	498	0	3,886
Riga	1	409	227	30	27	0	125
	2	366	219	24	36	0	87
	3	313	176	15	24	0	98
	4	351	181	19	28	0	123
	5	309	166	16	27	0	100
	6	317	177	10	35	0	95

STATE SUPREME COURT JUSTICE  
7TH JUDICIAL DISTRICT  
DETAIL

LEGISLATIVE DISTRICT OR TOWN	ELECTION DISTRICT	TOTAL VOTERS	FRANCIS A. AFFRONTI	FRANCIS A. AFFRONTI	FRANCIS A. AFFRONTI	SCATTER	BLANK AND VOID
			REP	IND	CON		
Riga		2,065	1,146	114	177	0	628
Rush							
	1	391	196	26	23	0	146
	2	293	164	31	18	0	80
	3	415	232	22	21	0	140
	4	396	207	25	31	0	133
Rush		1,495	799	104	93	0	499
Sweden							
	1	326	150	21	25	0	130
	2	185	78	14	15	1	77
	3	413	185	31	25	0	172
	4	447	202	28	37	0	180
	5	132	56	7	14	0	55
	6	331	162	21	17	0	131
	7	402	207	24	35	0	136
	8	291	141	16	23	0	111
	9	211	105	15	13	0	78
	10	424	212	25	31	0	156
	11	115	39	9	9	0	58
	12	274	157	10	23	0	84
Sweden		3,551	1,694	221	267	1	1,368
Webster							
	1	390	182	24	30	0	154
	2	324	169	23	16	0	116
	3	318	155	26	19	0	118
	4	194	93	21	11	0	69
	5	362	178	25	36	0	123
	6	361	185	16	20	0	140
	7	408	203	23	24	0	158
	8	368	186	22	20	0	140
	9	450	235	31	30	0	154
	10	434	252	28	27	0	127
	11	321	174	23	25	0	99
	12	432	214	31	31	0	156
	13	334	166	18	25	0	125
	14	333	165	26	24	0	118
	15	250	123	14	17	0	96
	16	355	171	22	25	0	137
	17	275	155	22	26	0	72
	18	285	140	14	17	0	114
	19	438	206	19	31	0	182
	20	380	189	26	34	0	131
	21	455	244	42	24	0	145
	22	398	207	27	22	1	141
	23	334	164	31	28	1	110

STATE SUPREME COURT JUSTICE  
7TH JUDICIAL DISTRICT  
DETAIL

LEGISLATIVE DISTRICT OR TOWN	ELECTION DISTRICT	TOTAL VOTERS	FRANCIS A. AFFRONTI	FRANCIS A. AFFRONTI	FRANCIS A. AFFRONTI	SCATTER	BLANK AND VOID
			REP	IND	CON		
Webster							
	24	522	268	41	48	0	165
	25	295	153	15	15	0	112
	26	321	187	15	20	0	99
	27	277	147	13	25	0	92
	28	310	164	28	19	0	99
	29	300	154	20	26	0	100
	30	230	99	8	15	0	108
	31	324	176	18	19	0	111
	32	354	185	18	42	0	109
	33	378	195	27	30	0	126
	34	198	110	14	17	0	57
	35	242	134	17	10	0	81
	36	308	187	24	24	0	73
	37	428	236	30	21	0	141
	38	470	242	26	21	0	181
	39	321	195	7	14	0	105
	40	432	225	23	18	0	166
	41	294	153	25	17	0	99
	42	325	183	24	25	0	93
	43	226	110	20	14	0	82
Webster		14,754	7,659	967	1,002	2	5,124
Wheatland							
	1	394	173	20	26	0	175
	2	346	172	20	27	0	127
	3	411	201	25	28	0	157
	4	311	153	23	22	0	113
	5	353	186	18	35	0	114
Wheatland		1,815	885	106	138	0	686
TOWNS		182,955	92,182	12,281	11,819	35	66,638
GRAND TOTAL:		226,044	102,922	15,435	13,399	58	94,230

COUNTY EXECUTIVE  
SUMMARY

LEGISLATIVE DISTRICT OR TOWN	TOTAL VOTERS	MAGGIE BROOKS	WILLIAM A. JOHNSON, JR.	MAGGIE BROOKS	MAGGIE BROOKS	WILLIAM A. JOHNSON, JR.	SCATTER	BLANK AND VOID
		REP	DEM	IND	CON	WOR		
Leg. Dist. 06	1,638	849	552	91	106	19	0	21
Leg. Dist. 07	851	389	345	50	40	11	1	15
Leg. Dist. 21	5,746	1,605	3,573	192	149	156	2	69
Leg. Dist. 22	2,985	319	2,404	90	33	78	0	61
Leg. Dist. 23	6,444	1,846	3,943	190	165	229	4	67
Leg. Dist. 24	3,925	1,147	2,331	116	98	179	2	52
Leg. Dist. 25	4,225	478	3,352	119	53	155	1	67
Leg. Dist. 26	3,412	1,421	1,547	152	172	77	1	42
Leg. Dist. 27	6,267	892	4,835	143	105	224	4	64
Leg. Dist. 28	3,466	1,256	1,763	165	147	71	1	63
Leg. Dist. 29	4,130	1,096	2,583	151	110	117	1	72
CITY	43,089	11,298	27,228	1,459	1,178	1,316	17	593
Brighton	13,404	5,748	6,496	452	356	218	0	134
Chili	10,227	6,446	2,243	534	714	176	1	113
Clarkson	1,883	1,254	345	105	138	23	0	18
East Rochester	2,029	1,211	531	104	106	26	0	51
Gates	9,201	5,776	2,165	426	556	133	2	143
Greece	30,980	19,849	6,754	1,580	2,110	306	7	374
Hamlin	2,889	2,024	429	150	218	22	1	45
Henrietta	10,693	6,130	3,063	580	661	126	1	132
Irondequoit	19,933	11,421	6,022	934	1,026	279	2	249
Mendon	3,560	2,165	936	152	232	28	2	45
Ogden	6,503	4,274	1,168	309	583	59	0	110
Parma	5,129	3,518	786	276	434	43	0	72
Penfield	13,663	8,053	3,761	649	885	145	5	165
Perinton	18,204	11,163	4,996	699	1,008	167	7	164
Pittsford	10,977	6,227	3,767	330	462	99	3	89
Riga	2,065	1,416	330	109	164	25	2	19
Rush	1,495	973	351	56	87	19	0	9
Sweden	3,551	2,121	931	162	248	46	1	42
Webster	14,754	9,393	3,414	726	922	147	2	150
Wheatland	1,815	1,097	464	76	136	24	0	18
TOWNS	182,955	110,259	48,952	8,409	11,046	2,111	36	2,142
GRAND TOTAL:	226,044	121,557	76,180	9,868	12,224	3,427	53	2,735

COUNTY EXECUTIVE  
DETAIL

LEGISLATIVE DISTRICT OR TOWN	ELECTION DISTRICT	TOTAL VOTERS	MAGGIE BROOKS	WILLIAM A. JOHNSON, JR.	MAGGIE BROOKS	MAGGIE BROOKS	WILLIAM A. JOHNSON, JR.	SCATTER	BLANK AND VOID
			REP	DEM	IND	CON	WOR		
Leg. Dist. 06									
	1	421	209	153	18	30	5	0	6
	2	180	94	56	12	12	3	0	3
	3	249	160	60	14	11	2	0	2
	4	283	141	98	17	21	2	0	4
	5	258	116	105	16	15	1	0	5
	6	247	129	80	14	17	6	0	1
		1,638	849	552	91	106	19	0	21
Leg. Dist. 07									
	1	361	165	148	21	20	3	0	4
	2	281	123	117	17	12	3	1	8
	3	209	101	80	12	8	5	0	3
		851	389	345	50	40	11	1	15
Leg. Dist. 21									
	1	277	101	139	9	13	11	1	3
	2	237	54	163	9	4	2	0	5
	3	135	36	79	6	12	1	0	1
	4	165	43	107	5	5	3	0	2
	5/16	316	96	182	11	11	13	0	3
	6	176	44	111	9	2	7	0	3
	7	366	138	201	4	9	8	0	6
	8/28	97	22	60	4	3	7	0	1
	9	217	63	133	8	5	6	1	1
	10	316	91	205	5	1	7	0	7
	11	134	36	87	3	4	3	0	1
	12	288	117	141	9	6	11	0	4
	13	110	17	78	3	3	7	0	2
	14	322	88	184	15	17	13	0	5
	15	296	104	159	10	11	5	0	7
	17	235	73	140	8	6	8	0	0
	18	199	49	139	7	0	4	0	0
	19	82	17	57	1	0	6	0	1
	20	128	51	67	3	5	1	0	1
	21	208	54	132	7	5	8	0	2
	22	204	39	149	9	3	3	0	1
	23/32	164	34	117	2	8	1	0	2
	24	262	94	138	14	5	9	0	2
	25	197	32	152	4	5	4	0	0
	26	187	12	157	9	1	3	0	5
	27	135	25	105	3	0	0	0	2
	29	95	18	71	4	1	1	0	0
	30	15	7	7	1	0	0	0	0
	31/34	91	15	68	4	2	1	0	1
	33	92	35	45	6	2	3	0	1



COUNTY EXECUTIVE  
DETAIL

LEGISLATIVE DISTRICT OR TOWN	ELECTION DISTRICT	TOTAL VOTERS	MAGGIE BROOKS	WILLIAM A. JOHNSON, JR.	MAGGIE BROOKS	MAGGIE BROOKS	WILLIAM A. JOHNSON, JR.	SCATTER	BLANK AND VOID
			REP	DEM	IND	CON	WOR		
Leg. Dist. 21		5,746	1,605	3,573	192	149	156	2	69
Leg. Dist. 22									
	1/29-17	222	46	162	2	4	7	0	1
	2	68	4	58	3	1	2	0	0
	3	153	17	117	7	4	3	0	5
	4	77	9	57	6	1	4	0	0
	5	158	10	131	8	1	3	0	5
	6	159	5	139	5	0	6	0	4
	7	90	0	82	3	1	3	0	1
	8	153	22	114	5	2	7	0	3
	9	122	8	106	3	0	2	0	3
	10	141	11	118	2	2	3	0	5
	11	141	20	111	2	0	6	0	2
	12	101	6	89	1	2	3	0	0
	13	68	1	61	3	0	2	0	1
	14	165	26	130	5	0	1	0	3
	15	167	11	146	3	1	5	0	1
	16	72	6	54	6	2	3	0	1
	17	64	5	50	3	5	1	0	0
	18	87	5	70	2	1	0	0	9
	19	128	15	105	5	0	2	0	1
	20	151	18	124	3	0	6	0	0
	21	130	15	105	4	1	4	0	1
	22	181	31	137	4	3	4	0	2
	23	121	14	100	2	2	1	0	2
	24	66	14	38	3	0	0	0	11
Leg. Dist. 22		2,985	319	2,404	90	33	78	0	61
Leg. Dist. 23									
	1	120	38	70	2	4	3	0	3
	2	230	65	147	5	3	7	0	3
	3	162	43	99	7	5	7	1	0
	4	350	82	236	11	7	13	0	1
	5	212	60	129	5	2	14	0	2
	6	139	46	82	7	0	3	0	1
	7	244	64	149	13	3	13	0	2
	8	206	49	136	7	3	9	0	2
	9	156	35	107	4	1	4	0	5
	10	200	46	135	4	3	9	0	3
	11	245	54	170	6	7	5	0	3
	12	338	100	217	8	4	8	0	1
	13	206	72	113	5	8	6	0	2
	14	182	55	111	7	4	5	0	0
	15	110	22	77	3	3	4	1	0
	16	225	66	128	10	10	9	0	2

COUNTY EXECUTIVE  
DETAIL

LEGISLATIVE DISTRICT OR TOWN	ELECTION DISTRICT	TOTAL VOTERS	MAGGIE BROOKS	WILLIAM A. JOHNSON, JR.	MAGGIE BROOKS	MAGGIE BROOKS	WILLIAM A. JOHNSON, JR.	SCATTER	BLANK AND VOID
			REP	DEM	IND	CON	WOR		
Leg. Dist. 23									
	17	323	125	148	10	18	17	0	5
	18	296	112	142	14	9	15	1	3
	19	295	122	147	10	9	6	0	1
	20	304	72	211	5	5	10	0	1
	21	259	72	163	3	4	11	0	6
	22	215	40	152	4	4	13	0	2
	23	116	15	88	4	3	5	0	1
	24	257	88	140	12	9	0	0	8
	25	422	106	276	7	15	15	1	2
	26	433	125	270	14	13	8	0	3
	27	199	72	100	3	9	10	0	5
Leg. Dist. 23		6,444	1,846	3,943	190	165	229	4	67
Leg. Dist. 24									
	1	335	58	233	10	8	23	0	3
	2	257	41	196	4	8	5	0	3
	3	277	68	183	5	3	13	1	4
	4	261	88	148	5	5	12	0	3
	5	266	75	157	10	8	10	1	5
	6	176	69	90	4	9	3	0	1
	7	172	55	99	5	8	4	0	1
	8	245	78	138	7	5	12	0	5
	9	171	73	72	6	8	11	0	1
	10	290	64	194	7	2	21	0	2
	11	199	78	99	5	9	3	0	5
	12	141	70	61	4	1	4	0	1
	13	223	56	137	9	6	13	0	2
	14	254	57	163	10	3	18	0	3
	15	319	103	167	15	6	19	0	9
	16	237	65	149	8	6	7	0	2
	17	102	49	45	2	3	1	0	2
Leg. Dist. 24		3,925	1,147	2,331	116	98	179	2	52
Leg. Dist. 25									
	1	264	32	205	10	4	9	0	4
	2	205	11	173	6	2	8	0	5
	3	305	21	253	10	4	11	0	6
	4	60	5	49	1	1	4	0	0
	5	185	10	164	1	4	4	0	2
	6	229	39	160	12	2	11	0	5
	7	224	5	200	5	2	10	0	2
	8	259	16	230	5	1	3	0	4
	9	144	4	137	1	0	2	0	0
	10	239	18	204	6	2	7	0	2
	11	191	6	173	3	0	5	0	4

COUNTY EXECUTIVE  
DETAIL

LEGISLATIVE DISTRICT OR TOWN	ELECTION DISTRICT	TOTAL VOTERS	MAGGIE BROOKS	WILLIAM A. JOHNSON, JR.	MAGGIE BROOKS	MAGGIE BROOKS	WILLIAM A. JOHNSON, JR.	SCATTER	BLANK AND VOID
			REP	DEM	IND	CON	WOR		
Leg. Dist. 25									
	12	288	46	207	7	5	20	0	3
	13	208	5	188	7	1	4	0	3
	14 /24	299	73	197	9	6	11	0	3
	15	191	10	172	3	0	5	0	1
	16	34	11	19	0	1	0	0	3
	17	118	6	101	4	0	2	0	5
	18	260	53	166	13	9	15	0	4
	19	10	4	5	1	0	0	0	0
	20	30	10	16	1	1	2	0	0
	21	103	21	70	2	1	5	0	4
	22	145	19	112	4	2	6	0	2
	23	23	2	14	1	0	6	0	0
	25	211	51	137	7	5	5	1	5
Leg. Dist. 25		4,225	478	3,352	119	53	155	1	67
Leg. Dist. 26									
	1	202	71	112	4	4	8	0	3
	2	96	35	42	5	7	4	0	3
	3	181	93	64	10	9	4	0	1
	4	201	100	71	9	18	2	0	1
	5	223	103	92	12	9	3	1	3
	7	226	105	86	17	10	5	0	3
	8	233	94	105	16	11	4	0	3
	9	252	79	136	4	21	7	0	5
	10	262	101	127	12	15	7	0	0
	11	250	153	59	21	12	4	0	1
	12/13	337	112	191	10	11	11	0	2
	14	240	100	112	9	12	6	0	1
	15	241	82	132	11	7	3	0	6
	16	259	125	98	7	17	4	0	8
	17 /29-18	209	68	120	5	9	5	0	2
Leg. Dist. 26		3,412	1,421	1,547	152	172	77	1	42
Leg. Dist. 27									
	1	297	61	201	13	12	7	0	3
	2	270	43	199	7	9	11	1	0
	3	281	51	207	4	5	10	2	2
	4	340	60	259	3	6	12	0	0
	5	319	34	255	7	3	18	0	2
	6	295	55	217	10	2	8	0	3
	7	292	45	217	6	3	18	0	3
	8	262	39	206	5	4	5	0	3
	9	304	23	255	5	1	15	0	5
	10	271	48	195	7	5	13	0	3
	11	318	62	232	5	8	8	0	3

COUNTY EXECUTIVE  
DETAIL

LEGISLATIVE DISTRICT OR TOWN	ELECTION DISTRICT	TOTAL VOTERS	MAGGIE BROOKS	WILLIAM A. JOHNSON, JR.	MAGGIE BROOKS	MAGGIE BROOKS	WILLIAM A. JOHNSON, JR.	SCATTER	BLANK AND VOID
			REP	DEM	IND	CON	WOR		
Leg. Dist. 27									
	12	246	26	203	3	2	9	0	3
	13	277	25	240	4	4	3	1	0
	14	201	14	169	6	3	8	0	1
	15	238	12	207	4	1	9	0	5
	16	300	16	250	8	5	19	0	2
	17	136	36	88	4	4	3	0	1
	18	164	17	130	5	2	7	0	3
	19	282	26	239	3	5	6	0	3
	20	164	9	141	5	3	4	0	2
	21	142	16	114	3	3	4	0	2
	22	247	24	199	5	1	13	0	5
	23	183	17	151	9	0	5	0	1
	27	225	84	115	8	8	3	0	7
	28	213	49	146	4	6	6	0	2
Leg. Dist. 27		6,267	892	4,835	143	105	224	4	64
Leg. Dist. 28									
	1	156	59	87	3	5	2	0	0
	2	196	85	86	6	12	3	0	4
	3	115	30	72	7	3	2	0	1
	4	267	108	124	16	9	7	0	3
	5	162	74	63	15	7	3	0	0
	6	176	73	82	12	5	2	0	2
	7	280	110	139	14	7	3	0	7
	8	186	44	114	11	1	7	0	9
	9	130	65	46	6	8	2	0	3
	10	119	44	53	6	8	6	0	2
	11/25	195	73	100	6	7	4	0	5
	12	103	29	63	2	0	4	0	5
	13	163	68	72	7	9	2	0	5
	14	165	52	91	5	12	3	0	2
	15	76	30	31	3	7	3	0	2
	16	160	57	80	11	7	3	0	2
	17	67	32	28	3	2	0	0	2
	18	238	80	127	12	11	6	0	2
	19/21	167	46	91	11	14	0	1	4
	22	92	23	59	3	4	3	0	0
	23	234	71	144	6	8	3	0	2
	24	19	3	11	0	1	3	0	1
Leg. Dist. 28		3,466	1,256	1,763	165	147	71	1	63
Leg. Dist. 29									
	1	29	9	17	1	1	1	0	0
	2	57	7	47	1	0	1	0	1
	3	131	23	95	7	2	4	0	0

COUNTY EXECUTIVE  
DETAIL

LEGISLATIVE DISTRICT OR TOWN	ELECTION DISTRICT	TOTAL VOTERS	MAGGIE BROOKS	WILLIAM A. JOHNSON, JR.	MAGGIE BROOKS	MAGGIE BROOKS	WILLIAM A. JOHNSON, JR.	SCATTER	BLANK AND VOID
			REP	DEM	IND	CON	WOR		
Leg. Dist. 29									
	4	227	85	112	11	7	6	0	6
	5	231	62	139	8	13	6	0	3
	6	159	70	77	6	4	2	0	0
	7	34	11	20	1	1	1	0	0
	8	220	88	119	5	3	3	0	2
	9	193	66	107	6	7	7	0	0
	10	213	39	155	6	6	5	0	2
	11	177	69	84	8	8	4	0	4
	12	165	37	114	5	4	4	0	1
	13	154	20	116	2	1	7	0	8
	14	192	71	101	7	6	5	0	2
	15	166	35	116	4	4	4	0	3
	16	65	13	46	2	0	3	0	1
	19	169	36	119	4	5	4	0	1
	20	287	35	223	6	4	10	0	9
	21	234	66	135	10	11	10	0	2
	22	123	21	86	8	0	4	0	4
	23	216	44	142	10	1	7	1	11
	24	262	78	162	9	7	5	0	1
	25	235	88	111	13	9	5	0	9
	26	137	17	102	5	5	7	0	1
	27	54	6	38	6	1	2	0	1
Leg. Dist. 29		4,130	1,096	2,583	151	110	117	1	72
CITY		43,089	11,298	27,228	1,459	1,178	1,316	17	593
Brighton									
	1	357	156	178	6	8	7	0	2
	2	223	123	76	8	9	7	0	0
	3	289	138	120	15	5	6	0	5
	4	299	101	172	11	9	2	0	4
	5	319	96	191	13	10	5	0	4
	6	447	223	183	14	17	5	0	5
	7	257	108	123	6	8	9	0	3
	8	326	171	137	6	10	1	0	1
	9	284	111	153	7	8	5	0	0
	10	343	138	183	7	10	1	0	4
	11	374	174	157	20	12	11	0	0
	12	402	156	210	10	14	6	0	6
	13	264	123	116	9	6	7	0	3
	14	164	56	94	6	3	3	0	2
	15	273	141	101	14	13	2	0	2
	16	256	146	99	5	5	0	0	1
	17	192	35	142	4	1	4	0	6
	18	313	133	159	3	7	7	0	4

COUNTY EXECUTIVE  
DETAIL

LEGISLATIVE DISTRICT OR TOWN	ELECTION DISTRICT	TOTAL VOTERS	MAGGIE BROOKS	WILLIAM A. JOHNSON, JR.	MAGGIE BROOKS	MAGGIE BROOKS	WILLIAM A. JOHNSON, JR.	SCATTER	BLANK AND VOID
			REP	DEM	IND	CON	WOR		
Brighton									
	19	227	79	127	2	13	4	0	2
	20	217	79	118	7	5	6	0	2
	21	281	107	153	7	5	7	0	2
	22	349	163	160	15	2	5	0	4
	23	314	123	165	11	4	7	0	4
	24	251	121	111	6	8	3	0	2
	25	271	95	153	6	7	8	0	2
	26	266	135	106	12	5	5	0	3
	27	276	103	154	6	5	6	0	2
	28	415	174	206	14	10	5	0	6
	29	228	110	101	7	8	2	0	0
	30	491	198	243	20	11	7	0	12
	31	293	127	139	13	7	3	0	4
	32	370	170	166	19	6	3	0	6
	33	346	173	151	8	9	2	0	3
	34	294	142	111	14	18	7	0	2
	35	297	105	174	11	2	3	0	2
	36	191	64	103	14	3	7	0	0
	37	310	116	172	14	3	3	0	2
	38	389	155	201	8	12	9	0	4
	39	253	113	107	14	11	5	0	3
	40	498	226	233	19	6	10	0	4
	41	330	146	158	13	7	5	0	1
	42	109	42	55	3	5	2	0	2
	43	313	155	126	10	12	4	0	6
	44	127	58	61	4	3	1	0	0
	45	172	85	65	9	10	1	0	2
	46	144	55	83	2	4	0	0	0
Brighton		13,404	5,748	6,496	452	356	218	0	134
Chili									
	1	296	195	63	14	18	4	0	2
	2	378	242	77	24	27	6	0	2
	3/31	384	225	94	15	26	18	0	6
	4	247	168	41	18	18	2	0	0
	5	331	229	58	20	19	3	0	2
	6	354	236	70	14	24	6	0	4
	7	188	115	47	9	12	4	0	1
	8	313	215	44	11	27	9	0	7
	9	302	191	64	11	30	2	0	4
	10	244	162	40	11	27	4	0	0
	11	395	234	102	17	24	9	0	9
	12	463	279	119	28	24	7	0	6
	13	454	307	90	26	22	4	0	5
	14	361	230	70	16	40	1	0	4

COUNTY EXECUTIVE  
DETAIL

LEGISLATIVE DISTRICT OR TOWN	ELECTION DISTRICT	TOTAL VOTERS	MAGGIE BROOKS	WILLIAM A. JOHNSON, JR.	MAGGIE BROOKS	MAGGIE BROOKS	WILLIAM A. JOHNSON, JR.	SCATTER	BLANK AND VOID
			REP	DEM	IND	CON	WOR		
Chili									
	15	325	203	76	15	22	8	0	1
	16	410	268	90	27	13	4	0	8
	17	685	474	125	29	38	11	0	8
	18	459	308	86	19	30	13	0	3
	19	287	172	75	16	15	2	0	7
	20	448	270	107	22	38	8	0	3
	21	262	168	53	14	19	5	0	3
	22	366	195	114	21	24	7	0	5
	23	244	156	42	12	22	8	0	4
	24	395	239	79	29	37	5	0	6
	25	253	129	89	15	15	4	0	1
	26	394	274	63	19	27	6	1	4
	27	304	169	67	29	34	3	0	2
	28	268	139	98	12	12	6	0	1
	29	235	145	58	8	16	4	0	4
	30	182	109	42	13	14	3	0	1
Chili		10,227	6,446	2,243	534	714	176	1	113
Clarkson									
	1	328	234	55	13	21	3	0	2
	2	270	174	58	12	18	4	0	4
	3	321	194	85	14	18	5	0	5
	4	412	273	72	35	28	2	0	2
	5	310	209	40	23	30	3	0	5
	6	242	170	35	8	23	6	0	0
Clarkson		1,883	1,254	345	105	138	23	0	18
East Rochester									
	1	340	196	89	17	23	5	0	10
	2	309	195	74	16	15	4	0	5
	3	309	171	99	14	12	2	0	11
	4	287	172	73	13	15	4	0	10
	5	243	140	63	15	16	4	0	5
	6	252	147	69	14	12	4	0	6
	7	289	190	64	15	13	3	0	4
East Rochester		2,029	1,211	531	104	106	26	0	51
Gates									
	1	193	106	55	7	17	5	0	3
	2	281	199	44	12	17	2	0	7
	3	181	84	64	13	11	3	0	6
	4	298	191	67	13	21	2	0	4
	5	383	252	90	9	18	6	1	7
	6	315	192	88	13	13	4	0	5
	7	401	260	76	28	32	4	0	1
	8	235	158	47	13	12	3	0	2

COUNTY EXECUTIVE  
DETAIL

LEGISLATIVE DISTRICT OR TOWN	ELECTION DISTRICT	TOTAL VOTERS	MAGGIE BROOKS	WILLIAM A. JOHNSON, JR.	MAGGIE BROOKS	MAGGIE BROOKS	WILLIAM A. JOHNSON, JR.	SCATTER	BLANK AND VOID
			REP	DEM	IND	CON	WOR		
Gates									
	9	335	180	98	23	20	2	0	12
	10	170	103	48	6	4	6	0	3
	11	205	121	51	9	16	4	0	4
	12	182	114	45	8	11	2	0	2
	13	307	188	77	19	16	3	0	4
	14	224	144	53	16	4	2	0	5
	15	345	227	77	18	16	3	0	4
	16	223	131	61	9	18	1	1	2
	17	240	159	50	8	17	3	0	3
	18	312	219	48	12	21	3	0	9
	19	284	193	52	15	16	5	0	3
	20	279	179	57	13	16	10	0	4
	21	275	191	48	11	13	5	0	7
	22	232	150	51	4	22	3	0	2
	23	282	171	63	10	27	8	0	3
	24	321	213	81	9	11	5	0	2
	25	292	184	76	11	12	3	0	6
	26	338	214	74	12	28	5	0	5
	27	336	175	107	17	24	9	0	4
	28	236	136	65	20	12	3	0	0
	29	266	167	62	11	17	5	0	4
	30	182	108	49	7	11	3	0	4
	31	207	135	50	3	9	6	0	4
	32	317	186	80	23	19	3	0	6
	33	140	90	33	8	8	0	0	1
	34	207	136	42	11	14	2	0	2
	35	177	120	36	5	13	0	0	3
Gates		9,201	5,776	2,165	426	556	133	2	143
Greece									
	1	271	165	55	20	20	5	0	6
	2	299	191	62	25	17	3	0	1
	3	295	194	61	17	20	2	0	1
	4	243	152	56	13	18	1	1	2
	5	215	135	59	8	10	2	0	1
	6	206	134	33	18	12	4	0	5
	7	306	195	70	14	21	3	0	3
	8	251	162	58	15	12	2	0	2
	9	243	154	54	12	16	3	2	2
	10	233	138	51	23	15	4	0	2
	11	145	81	42	7	6	6	0	3
	12	200	119	44	10	19	4	0	4
	13	273	167	62	14	23	3	0	4
	14	214	124	60	8	17	2	0	3
	15	241	145	58	10	17	6	0	5



COUNTY EXECUTIVE  
DETAIL

LEGISLATIVE DISTRICT OR TOWN	ELECTION DISTRICT	TOTAL VOTERS	MAGGIE BROOKS	WILLIAM A. JOHNSON, JR.	MAGGIE BROOKS	MAGGIE BROOKS	WILLIAM A. JOHNSON, JR.	SCATTER	BLANK AND VOID
			REP	DEM	IND	CON	WOR		
Greece									
	16	190	126	30	13	15	5	0	1
	17	333	217	69	13	26	5	0	3
	18	323	201	72	18	27	4	0	1
	19	231	148	58	10	8	3	0	4
	20	240	142	54	14	25	1	0	4
	21	251	162	48	9	23	4	0	5
	22	213	140	49	10	9	3	0	2
	23	402	236	108	21	20	4	0	13
	24	469	317	77	29	34	4	1	7
	25	263	151	64	24	17	5	0	2
	26	250	152	67	10	14	3	0	4
	27	413	254	102	16	27	6	0	8
	28	312	207	62	14	27	1	0	1
	29	311	177	78	23	28	3	0	2
	30	209	125	56	9	13	0	0	6
	31	280	173	76	10	11	5	0	5
	32	289	174	66	17	22	4	0	6
	33	411	279	64	26	34	2	0	6
	34	320	217	60	23	16	1	0	3
	35	239	147	54	11	23	3	0	1
	36	334	224	77	6	20	4	0	3
	37	231	143	45	13	27	1	0	2
	38	345	221	87	20	16	1	0	0
	39	196	126	48	8	13	0	0	1
	40	248	163	53	7	15	4	0	6
	41	339	211	83	18	22	2	0	3
	42	263	153	74	13	22	0	0	1
	43	391	284	48	22	35	0	0	2
	44	352	249	65	17	14	3	0	4
	45	391	269	63	17	32	2	0	8
	46	207	128	42	14	16	5	0	2
	47	312	183	79	18	24	4	0	4
	48	236	161	46	13	12	2	0	2
	49	248	150	70	11	15	1	0	1
	50	292	198	57	11	19	3	0	4
	51	206	129	47	13	13	3	0	1
	52	376	250	77	15	26	6	0	2
	53	207	114	65	7	16	1	0	4
	54	283	187	50	16	21	3	0	6
	55	270	174	54	13	20	2	0	7
	56	397	258	89	11	32	5	0	2
	57	325	197	70	24	17	6	0	11
	58	349	212	82	20	28	4	0	3
	59	214	116	74	5	12	2	0	5

COUNTY EXECUTIVE  
DETAIL

LEGISLATIVE DISTRICT OR TOWN	ELECTION DISTRICT	TOTAL VOTERS	MAGGIE BROOKS	WILLIAM A. JOHNSON, JR.	MAGGIE BROOKS	MAGGIE BROOKS	WILLIAM A. JOHNSON, JR.	SCATTER	BLANK AND VOID
			REP	DEM	IND	CON	WOR		
Greece									
	60	263	154	66	19	16	2	0	6
	61	292	182	60	18	20	8	0	4
	62	352	217	90	22	20	1	0	2
	63	334	193	97	11	30	1	0	2
	64	252	164	53	17	10	2	0	6
	65	327	225	74	13	9	2	0	4
	66	201	124	48	12	13	2	0	2
	67	255	161	60	12	15	3	0	4
	68	393	241	84	23	36	5	0	4
	69	225	139	60	8	14	1	0	3
	70	310	210	42	21	26	4	0	7
	71	369	228	96	11	30	1	0	3
	72	342	233	65	9	29	2	0	4
	73	194	119	48	11	11	3	0	2
	74	206	116	63	13	10	1	1	2
	75	252	175	52	12	9	3	0	1
	76	235	169	32	14	18	2	0	0
	77	359	229	88	16	21	2	0	3
	78	247	161	51	18	10	3	0	4
	79	347	227	68	19	30	2	0	1
	80	352	245	61	17	27	1	0	1
	81	243	162	50	9	14	2	1	5
	82	215	106	76	13	16	1	0	3
	83	223	146	47	12	10	3	0	5
	84	343	217	89	14	21	1	0	1
	85	356	239	65	16	34	1	0	1
	86	413	272	101	16	21	0	1	2
	87	271	181	57	10	20	2	0	1
	88	291	174	83	7	25	1	0	1
	89	260	186	43	7	18	1	0	5
	90	326	227	50	18	26	3	0	2
	91	435	296	81	24	28	2	0	4
	92	474	300	114	21	24	3	0	12
	93	356	213	97	19	19	3	0	5
	94	270	157	56	28	21	3	0	5
	95	200	118	56	11	7	3	0	5
	96	353	233	56	23	31	2	0	8
	97	405	294	77	12	20	0	0	2
	98	382	260	69	18	20	8	0	7
	99	322	218	52	19	29	1	0	3
	100	324	217	57	25	19	5	0	1
	101	221	154	37	5	20	4	0	1
	102	391	279	44	28	30	6	0	4
	103	352	230	72	13	27	6	0	4

COUNTY EXECUTIVE  
DETAIL

LEGISLATIVE DISTRICT OR TOWN	ELECTION DISTRICT	TOTAL VOTERS	MAGGIE BROOKS	WILLIAM A. JOHNSON, JR.	MAGGIE BROOKS	MAGGIE BROOKS	WILLIAM A. JOHNSON, JR.	SCATTER	BLANK AND VOID
			REP	DEM	IND	CON	WOR		
Greece									
	104	371	223	101	14	23	5	0	5
	105	233	165	40	8	13	3	0	4
	106	247	169	42	8	21	6	0	1
		<u>30,980</u>	<u>19,849</u>	<u>6,754</u>	<u>1,580</u>	<u>2,110</u>	<u>306</u>	<u>7</u>	<u>374</u>
Greece									
Hamlin									
	1	277	172	58	13	29	0	0	5
	2	367	265	53	22	20	0	0	7
	3	238	167	40	9	18	3	0	1
	4	227	155	33	8	23	4	0	4
	5	272	191	28	13	27	6	1	6
	6	200	132	37	14	14	1	0	2
	7/11	473	335	78	27	24	3	0	6
	8	251	176	39	14	15	3	0	4
	9	217	143	32	14	20	2	0	6
	10	367	288	31	16	28	0	0	4
		<u>2,889</u>	<u>2,024</u>	<u>429</u>	<u>150</u>	<u>218</u>	<u>22</u>	<u>1</u>	<u>45</u>
Hamlin									
Henrietta									
	1	396	241	99	21	29	2	0	4
	2	250	156	59	12	18	3	0	2
	3	182	100	67	6	7	0	0	2
	4	266	128	99	16	11	4	0	8
	5	318	184	91	14	20	5	0	4
	6	341	207	90	20	23	0	0	1
	7	301	155	108	14	21	1	0	2
	8	322	189	90	18	16	3	0	6
	9	259	146	70	19	21	0	0	3
	10	304	172	81	18	23	7	0	3
	11	271	153	91	6	14	6	0	1
	12	321	191	82	18	21	2	0	7
	13	338	172	104	21	29	8	1	3
	14	237	135	57	16	18	7	0	4
	15	303	162	77	29	27	4	0	4
	16	220	123	62	15	17	2	0	1
	17	370	204	110	21	21	6	0	8
	18	357	207	95	27	19	5	0	4
	19	269	153	71	15	28	1	0	1
	20	537	322	120	44	32	6	0	13
	21	255	138	86	11	17	2	0	1
	22	439	261	129	20	21	5	0	3
	23	249	148	72	7	17	3	0	2
	24	269	147	91	11	8	7	0	5
	25	337	220	81	16	17	0	0	3
	26	390	233	106	15	25	6	0	5

COUNTY EXECUTIVE  
DETAIL

LEGISLATIVE DISTRICT OR TOWN	ELECTION DISTRICT	TOTAL VOTERS	MAGGIE BROOKS	WILLIAM A. JOHNSON, JR.	MAGGIE BROOKS	MAGGIE BROOKS	WILLIAM A. JOHNSON, JR.	SCATTER	BLANK AND VOID
			REP	DEM	IND	CON	WOR		
Henrietta									
	27	413	259	98	20	30	4	0	2
	28	354	223	82	17	26	3	0	3
	29	358	198	120	21	14	3	0	2
	30	475	252	153	29	27	8	0	6
	31	194	103	66	6	12	3	0	4
	32	368	207	120	15	17	5	0	4
	33	242	145	72	9	8	3	0	5
	34	188	96	64	13	7	2	0	6
Henrietta		10,693	6,130	3,063	580	661	126	1	132
Irondequoit									
	1	355	211	103	13	18	5	0	5
	2	273	167	82	11	7	3	0	3
	3	353	207	86	28	26	3	0	3
	4	277	169	78	13	13	3	0	1
	5	289	146	104	20	14	4	0	1
	6	442	230	160	14	20	13	0	5
	7	442	236	154	19	23	8	0	2
	8	338	190	100	15	26	2	0	5
	9	337	206	95	13	17	2	0	4
	10	325	198	90	12	20	3	0	2
	11	172	111	45	6	4	2	0	4
	12	255	140	76	10	17	6	0	6
	13	412	200	163	16	21	10	0	2
	14	380	215	108	25	23	4	0	5
	15	389	222	112	16	28	8	0	3
	16	376	219	116	20	15	4	0	2
	17	213	124	59	9	8	7	0	6
	18/72	374	230	97	22	20	1	0	4
	19	308	157	115	15	9	7	0	5
	20	296	189	74	15	14	1	0	3
	21	319	166	110	22	11	7	0	3
	22	328	188	85	23	22	8	0	2
	23	279	167	83	13	10	2	0	4
	24	277	134	103	10	23	2	0	5
	25	274	158	75	16	20	4	0	1
	26	219	139	58	6	10	2	0	4
	27	199	119	62	5	11	1	0	1
	28	252	171	33	15	26	3	0	4
	29	251	140	88	4	9	4	1	5
	30	261	153	66	19	10	6	0	7
	31	296	157	115	12	8	4	0	0
	32	320	181	104	13	13	6	0	3
	33	227	122	65	21	13	5	0	1
	34	433	278	103	21	21	4	0	6

COUNTY EXECUTIVE  
DETAIL

LEGISLATIVE DISTRICT OR TOWN	ELECTION DISTRICT	TOTAL VOTERS	MAGGIE BROOKS	WILLIAM A. JOHNSON, JR.	MAGGIE BROOKS	MAGGIE BROOKS	WILLIAM A. JOHNSON, JR.	SCATTER	BLANK AND VOID
			REP	DEM	IND	CON	WOR		
Irondequoit									
	35	227	130	67	15	10	3	0	2
	36	188	97	67	12	5	4	0	3
	37	252	164	65	10	11	0	0	2
	38	210	102	85	7	7	5	0	4
	39	164	76	77	5	2	1	0	3
	40	194	108	55	14	13	2	0	2
	41	280	158	89	10	17	2	0	4
	42	312	168	96	17	25	5	0	1
	43	242	120	91	11	11	5	0	4
	44	528	309	169	18	22	4	0	6
	45	247	140	75	9	13	5	0	5
	46	317	194	88	13	13	2	0	7
	47	125	73	41	5	4	2	0	0
	48	319	198	80	11	20	5	0	5
	49	249	132	76	18	19	3	0	1
	50	203	117	64	11	5	3	0	3
	51	376	225	121	13	11	5	0	1
	52	313	163	117	14	8	4	0	7
	53	275	185	57	9	16	6	0	2
	54	110	59	37	5	4	2	0	3
	55	334	179	117	10	16	9	1	2
	56	301	168	93	4	21	5	0	10
	57	425	286	98	14	22	2	0	3
	58	331	179	105	13	19	8	0	7
	59	284	176	65	19	20	1	0	3
	60	306	182	84	14	21	2	0	3
	61	365	225	92	20	20	4	0	4
	62	330	174	99	18	25	7	0	7
	63	243	151	61	18	9	1	0	3
	64 /70	282	142	95	14	24	2	0	5
	65	187	115	54	7	9	0	0	2
	66	129	67	49	6	1	1	0	5
	67	227	140	49	14	13	7	0	4
	68	303	175	89	12	15	4	0	8
	69	140	61	66	9	2	1	0	1
	71	74	43	22	3	3	3	0	0
Irondequoit		19,933	11,421	6,022	934	1,026	279	2	249
Mendon									
	1	485	303	117	24	34	3	0	4
	2	381	206	134	13	22	1	0	5
	3	475	313	106	19	29	3	1	4
	4	361	181	133	22	14	4	0	7
	5	432	269	112	10	35	3	0	3
	6	410	263	85	23	30	7	0	2

COUNTY EXECUTIVE  
DETAIL

LEGISLATIVE DISTRICT OR TOWN	ELECTION DISTRICT	TOTAL VOTERS	MAGGIE BROOKS	WILLIAM A. JOHNSON, JR.	MAGGIE BROOKS	MAGGIE BROOKS	WILLIAM A. JOHNSON, JR.	SCATTER	BLANK AND VOID
			REP	DEM	IND	CON	WOR		
Mendon									
	7	451	282	111	18	29	1	1	9
	8	183	113	48	7	10	3	0	2
	9	382	235	90	16	29	3	0	9
Mendon		3,560	2,165	936	152	232	28	2	45
Ogden									
	1	341	205	96	9	26	3	0	2
	2	361	240	65	26	26	2	0	2
	3	429	298	84	16	26	2	0	3
	4	308	221	38	21	23	2	0	3
	5	352	234	53	20	37	6	0	2
	6	384	219	73	15	20	3	0	54
	7	185	118	33	16	16	2	0	0
	8	308	206	57	13	28	2	0	2
	9	354	219	74	20	31	2	0	8
	10	291	194	44	13	37	1	0	2
	11	308	195	59	19	29	4	0	2
	12	309	214	49	12	29	4	0	1
	13	328	207	67	11	29	9	0	5
	14	290	200	43	9	29	4	0	5
	15	412	262	87	19	36	3	0	5
	16	195	141	24	12	16	0	0	2
	17	260	172	48	14	22	2	0	2
	18	341	222	65	9	36	4	0	5
	19	349	232	62	14	37	1	0	3
	20	398	275	47	21	50	3	0	2
Ogden		6,503	4,274	1,168	309	583	59	0	110
Parma									
	1	353	259	43	20	27	2	0	2
	2	428	298	63	19	39	4	0	5
	3	280	200	37	12	23	4	0	4
	4	365	256	48	14	34	3	0	10
	5	287	193	50	16	24	3	0	1
	6	176	126	20	7	20	0	0	3
	7	351	236	49	24	31	5	0	6
	8	383	235	90	27	25	4	0	2
	9	371	245	61	17	35	2	0	11
	10	373	266	40	27	34	3	0	3
	11	366	248	59	17	34	3	0	5
	12	357	239	74	18	20	2	0	4
	13	430	304	64	24	27	3	0	8
	14	297	199	47	12	33	2	0	4
	15	312	214	41	22	28	3	0	4
Parma		5,129	3,518	786	276	434	43	0	72

COUNTY EXECUTIVE  
DETAIL

LEGISLATIVE DISTRICT OR TOWN	ELECTION DISTRICT	TOTAL VOTERS	MAGGIE BROOKS	WILLIAM A. JOHNSON, JR.	MAGGIE BROOKS	MAGGIE BROOKS	WILLIAM A. JOHNSON, JR.	SCATTER	BLANK AND VOID
			REP	DEM	IND	CON	WOR		
Penfield									
	1	151	82	45	8	14	0	0	2
	2	356	183	120	10	25	10	1	7
	3	275	172	59	21	21	0	0	2
	4	438	309	56	20	36	5	0	12
	5	357	200	103	21	18	3	2	10
	6	309	201	63	12	28	4	0	1
	7	352	185	116	11	34	4	0	2
	8	340	214	85	15	18	3	0	5
	9	474	247	186	16	16	2	0	7
	10	285	145	96	7	26	4	0	7
	11	235	140	67	15	11	2	0	0
	12	420	233	129	16	28	6	0	8
	13	394	226	114	23	22	3	0	6
	14	396	255	82	20	29	4	0	6
	15	407	240	111	24	19	7	0	6
	16	181	103	48	8	17	3	0	2
	17	391	237	110	21	20	1	0	2
	18	253	138	69	19	18	5	0	4
	19	467	267	153	19	18	6	0	4
	20	408	258	96	21	30	3	0	0
	21	372	188	136	13	24	5	0	6
	22	311	137	132	12	20	8	1	1
	23	465	280	123	19	30	8	0	5
	24	482	299	100	31	42	5	0	5
	25	331	231	66	14	17	2	0	1
	26	212	128	50	13	15	3	0	3
	27	431	240	139	23	22	2	0	5
	28	266	139	91	13	17	2	0	4
	29	429	229	133	28	30	3	1	5
	30	530	339	123	25	37	3	0	3
	31	212	122	65	8	12	3	0	2
	32	264	161	77	12	8	4	0	2
	33	339	186	102	15	25	4	0	7
	34	225	143	48	10	16	3	0	5
	35	389	220	117	18	27	2	0	5
	36	303	194	75	12	17	4	0	1
	37	462	292	107	28	22	4	0	9
	38	231	151	46	12	18	3	0	1
	39	213	136	56	8	13	0	0	0
	40	307	203	67	8	25	2	0	2
Penfield		13,663	8,053	3,761	649	885	145	5	165
Perinton									
	1	438	255	132	17	30	1	0	3
	2	406	264	110	14	10	5	0	3

COUNTY EXECUTIVE  
DETAIL

LEGISLATIVE DISTRICT OR TOWN	ELECTION DISTRICT	TOTAL VOTERS	MAGGIE BROOKS	WILLIAM A. JOHNSON, JR.	MAGGIE BROOKS	MAGGIE BROOKS	WILLIAM A. JOHNSON, JR.	SCATTER	BLANK AND VOID
			REP	DEM	IND	CON	WOR		
Perinton	3	328	188	107	14	9	4	0	6
	4	276	155	91	9	19	2	0	0
	5	164	87	52	7	13	1	0	4
	6	302	134	130	13	14	8	0	3
	7	373	201	134	17	15	3	0	3
	8	342	220	80	16	22	3	0	1
	9	485	321	106	25	27	3	0	3
	10	379	229	108	14	18	3	1	6
	11	258	145	86	6	11	7	0	3
	12	335	177	123	12	18	2	1	2
	13	307	193	80	11	18	1	0	4
	14	348	217	91	11	20	5	0	4
	15	282	160	87	13	20	2	0	0
	16	292	169	93	6	15	4	0	5
	17	372	211	127	7	19	4	1	3
	18	301	172	91	11	20	3	0	4
	19	309	202	70	11	24	1	0	1
	20	341	219	90	7	20	1	0	4
	21	330	209	76	16	24	1	0	4
	22	243	137	80	13	9	2	0	2
	23	359	236	84	11	24	1	0	3
	24	530	328	144	19	31	3	0	5
	25	256	120	101	6	16	8	0	5
	26	385	240	96	15	27	4	0	3
	27	289	177	79	11	14	6	0	2
	28	299	188	83	9	17	1	0	1
	29	227	152	45	12	14	1	1	2
	30	313	197	69	15	28	0	0	4
	31	419	283	92	16	24	2	0	2
	32	277	158	73	21	16	3	0	6
	33	381	245	105	14	12	2	0	3
	34	365	247	82	10	20	1	0	5
	35	276	161	82	12	13	6	0	2
	36	180	94	65	8	11	2	0	0
	37	334	214	80	15	20	2	0	3
	38	420	245	127	20	16	4	0	8
	39	350	221	73	19	23	7	1	6
	40	267	149	84	13	17	4	0	0
	41	228	146	57	8	12	2	0	3
	42	264	165	69	17	11	0	0	2
	43	466	282	115	29	30	6	0	4
	44	259	164	74	7	9	5	0	0
	45	556	395	97	22	34	5	0	3
	46	196	95	69	7	22	2	0	1



COUNTY EXECUTIVE  
DETAIL

LEGISLATIVE DISTRICT OR TOWN	ELECTION DISTRICT	TOTAL VOTERS	MAGGIE BROOKS	WILLIAM A. JOHNSON, JR.	MAGGIE BROOKS	MAGGIE BROOKS	WILLIAM A. JOHNSON, JR.	SCATTER	BLANK AND VOID
			REP	DEM	IND	CON	WOR		
Perinton									
	47	370	251	72	14	22	7	1	3
	48	267	175	76	5	7	2	0	2
	49	290	186	80	8	15	0	0	1
	50	114	42	57	8	3	2	0	2
	51	318	224	65	10	17	1	0	1
	52	282	185	80	4	11	1	0	1
	53	293	174	83	8	21	5	0	2
	54	515	330	133	18	25	3	0	6
	55	335	205	106	5	13	3	1	2
	56	313	224	55	13	18	0	0	3
		<u>18,204</u>	<u>11,163</u>	<u>4,996</u>	<u>699</u>	<u>1,008</u>	<u>167</u>	<u>7</u>	<u>164</u>
Perinton									
Pittsford									
	1	292	138	130	8	12	2	0	2
	2	307	164	112	9	14	3	1	4
	3	451	258	153	12	13	8	0	7
	4	368	215	114	13	20	3	0	3
	5	272	129	119	9	9	6	0	0
	6	371	181	167	7	13	1	0	2
	7	186	98	74	5	6	3	0	0
	8	372	204	142	6	19	0	0	1
	9	393	233	134	8	13	4	0	1
	10	471	317	109	15	19	8	0	3
	11	334	204	98	8	19	3	0	2
	12	298	171	98	9	13	3	0	4
	13	249	132	93	6	11	3	0	4
	14	276	150	104	6	10	2	0	4
	15	216	123	67	8	15	3	0	0
	16	270	165	74	9	19	0	0	3
	17	448	245	166	11	20	4	0	2
	18	322	151	145	11	6	4	0	5
	19	251	155	65	6	21	0	1	3
	20	332	174	135	5	11	4	0	3
	21	368	198	142	11	13	2	0	2
	22	424	219	164	17	17	3	1	3
	23	318	188	92	11	22	2	0	3
	24	391	229	133	7	12	5	0	5
	25	330	179	128	13	6	0	0	4
	26	368	227	103	14	17	5	0	2
	27	297	185	84	7	20	0	0	1
	28	278	156	100	11	7	3	0	1
	29	325	216	78	16	11	3	0	1
	30	282	149	107	12	4	5	0	5
	31	395	240	116	18	15	4	0	2
	32	333	193	115	11	10	1	0	3

COUNTY EXECUTIVE  
DETAIL

LEGISLATIVE DISTRICT OR TOWN	ELECTION DISTRICT	TOTAL VOTERS	MAGGIE BROOKS	WILLIAM A. JOHNSON, JR.	MAGGIE BROOKS	MAGGIE BROOKS	WILLIAM A. JOHNSON, JR.	SCATTER	BLANK AND VOID
			REP	DEM	IND	CON	WOR		
Pittsford	33	389	241	106	11	25	2	0	4
Pittsford		10,977	6,227	3,767	330	462	99	3	89
Riga	1	409	273	70	27	28	5	2	4
	2	366	272	39	18	30	2	0	5
	3	313	205	68	12	20	5	0	3
	4	351	227	71	16	31	4	0	2
	5	309	227	31	21	22	4	0	4
	6	317	212	51	15	33	5	0	1
Riga		2,065	1,416	330	109	164	25	2	19
Rush	1	391	256	85	12	24	10	0	4
	2	293	198	60	16	15	2	0	2
	3	415	260	115	14	19	5	0	2
	4	396	259	91	14	29	2	0	1
Rush		1,495	973	351	56	87	19	0	9
Sweden	1	326	200	76	19	22	6	0	3
	2	185	93	58	13	15	4	0	2
	3	413	236	130	19	23	4	0	1
	4	447	257	126	19	36	4	0	5
	5	132	63	51	0	12	3	0	3
	6	331	192	98	16	19	3	0	3
	7	402	219	131	14	28	3	0	7
	8	291	194	47	20	19	7	1	3
	9	211	139	41	14	12	4	0	1
	10	424	283	86	14	29	4	0	8
	11	115	54	38	6	11	2	0	4
	12	274	191	49	8	22	2	0	2
Sweden		3,551	2,121	931	162	248	46	1	42
Webster	1	390	236	104	12	30	4	0	4
	2	324	214	73	17	15	4	0	1
	3	318	202	80	14	15	3	0	4
	4	194	103	61	10	12	6	0	2
	5	362	208	91	20	34	5	0	4
	6	361	221	96	13	19	6	0	6
	7	408	265	101	23	14	3	1	1
	8	368	228	88	17	23	5	0	7
	9	450	300	86	25	27	5	0	7
	10	434	291	92	16	30	2	1	2
	11	321	217	62	16	23	2	0	1
	12	432	255	112	23	34	2	0	6

COUNTY EXECUTIVE  
DETAIL

LEGISLATIVE DISTRICT OR TOWN	ELECTION DISTRICT	TOTAL VOTERS	MAGGIE BROOKS	WILLIAM A. JOHNSON, JR.	MAGGIE BROOKS	MAGGIE BROOKS	WILLIAM A. JOHNSON, JR.	SCATTER	BLANK AND VOID
			REP	DEM	IND	CON	WOR		
Webster									
	13	334	194	92	16	22	4	0	6
	14	333	206	81	20	21	2	0	3
	15	250	146	74	14	13	3	0	0
	16	355	217	85	20	27	6	0	0
	17	275	178	49	14	29	3	0	2
	18	285	184	65	12	16	3	0	5
	19	438	284	98	24	25	4	0	3
	20	380	225	97	18	35	3	0	2
	21	455	299	97	26	22	6	0	5
	22	398	264	81	23	20	7	0	3
	23	334	200	89	17	23	2	0	3
	24	522	337	101	34	43	5	0	2
	25	295	185	77	14	15	4	0	0
	26	321	216	64	19	14	1	0	7
	27	277	187	50	11	27	1	0	1
	28	310	215	53	26	11	2	0	3
	29	300	179	79	11	24	1	0	6
	30	230	125	74	10	11	3	0	7
	31	324	239	43	13	22	2	0	5
	32	354	237	62	14	30	5	0	6
	33	378	229	101	15	27	2	0	4
	34	198	139	34	9	14	1	0	1
	35	242	149	72	9	7	5	0	0
	36	308	202	60	22	22	0	0	2
	37	428	271	113	16	18	8	0	2
	38	470	293	118	26	23	4	0	6
	39	321	214	84	5	12	0	0	6
	40	432	268	115	16	22	5	0	6
	41	294	198	54	16	19	4	0	3
	42	325	219	62	15	22	2	0	5
	43	226	154	44	15	10	2	0	1
Webster		14,754	9,393	3,414	726	922	147	2	150
Wheatland									
	1	394	230	111	16	27	6	0	4
	2	346	221	79	11	27	4	0	4
	3	411	254	104	21	25	4	0	3
	4	311	167	103	11	23	4	0	3
	5	353	225	67	17	34	6	0	4
Wheatland		1,815	1,097	464	76	136	24	0	18
TOWNS		182,955	110,259	48,952	8,409	11,046	2,111	36	2,142
GRAND TOTAL:		226,044	121,557	76,180	9,868	12,224	3,427	53	2,735

FAMILY COURT JUDGE  
SUMMARY

LEGISLATIVE DISTRICT OR TOWN	TOTAL VOTERS	DANDREA L. RUHLMANN	JULIE ANNE GORDON	DANDREA L. RUHLMANN	DANDREA L. RUHLMANN	JULIE ANNE GORDON	SCATTER	BLANK AND VOID
		REP	DEM	IND	CON	WOR		
Leg. Dist. 06	1,638	581	596	77	84	34	0	266
Leg. Dist. 07	851	277	323	35	32	34	0	150
Leg. Dist. 21	5,746	1,250	3,153	236	143	198	0	766
Leg. Dist. 22	2,985	249	2,014	84	30	78	0	530
Leg. Dist. 23	6,444	1,593	3,444	302	190	280	3	632
Leg. Dist. 24	3,925	920	2,084	168	113	188	0	452
Leg. Dist. 25	4,225	402	2,796	126	69	147	0	685
Leg. Dist. 26	3,412	1,015	1,458	133	187	123	1	495
Leg. Dist. 27	6,267	710	4,128	168	119	232	0	910
Leg. Dist. 28	3,466	855	1,636	112	146	113	1	603
Leg. Dist. 29	4,130	736	2,287	146	103	123	1	734
CITY	43,089	8,588	23,919	1,587	1,216	1,550	6	6,223
Brighton	13,404	4,416	6,906	430	344	289	0	1,019
Chili	10,227	4,927	2,765	456	677	293	0	1,109
Clarkson	1,883	911	455	84	125	54	0	254
East Rochester	2,029	807	672	67	86	60	0	337
Gates	9,201	4,189	2,638	353	518	226	0	1,277
Greece	30,980	13,630	8,842	1,222	1,917	774	0	4,595
Hamlin	2,889	1,419	692	101	197	80	0	400
Henrietta	10,693	4,450	3,525	478	618	250	0	1,372
Irondequoit	19,933	7,847	7,296	746	973	494	3	2,574
Mendon	3,560	1,705	1,122	129	213	51	0	340
Ogden	6,503	3,195	1,483	254	539	134	0	898
Parma	5,129	2,369	1,278	207	388	132	0	755
Penfield	13,663	6,005	4,342	547	840	329	1	1,599
Perinton	18,204	8,786	5,719	641	970	341	1	1,746
Pittsford	10,977	5,148	3,756	361	451	169	2	1,090
Riga	2,065	1,123	421	87	160	49	1	224
Rush	1,495	742	437	51	80	41	0	144
Sweden	3,551	1,540	1,112	113	234	75	1	476
Webster	14,754	6,623	4,681	554	858	323	0	1,715
Wheatland	1,815	847	530	69	125	44	0	200
TOWNS	182,955	80,679	58,672	6,950	10,313	4,208	9	22,124
GRAND TOTAL:	226,044	89,267	82,591	8,537	11,529	5,758	15	28,347

FAMILY COURT JUDGE  
DETAIL

LEGISLATIVE DISTRICT OR TOWN	ELECTION DISTRICT	TOTAL VOTERS	DANDREA	JULIE	DANDREA	DANDREA	JULIE	SCATTER	BLANK AND VOID
			L. RUHLMANN	ANNE GORDON	L. RUHLMANN	L. RUHLMANN	ANNE GORDON		
			REP	DEM	IND	CON	WOR		
Leg. Dist. 06									
	1	421	152	154	17	23	7	0	68
	2	180	68	65	12	11	4	0	20
	3	249	95	76	10	9	3	0	56
	4	283	95	110	18	17	6	0	37
	5	258	85	109	10	12	4	0	38
	6	247	86	82	10	12	10	0	47
Leg. Dist. 06		1,638	581	596	77	84	34	0	266
Leg. Dist. 07									
	1	361	131	120	16	16	17	0	61
	2	281	79	112	8	10	9	0	63
	3	209	67	91	11	6	8	0	26
Leg. Dist. 07		851	277	323	35	32	34	0	150
Leg. Dist. 21									
	1	277	63	154	9	14	12	0	25
	2	237	63	137	12	3	4	0	18
	3	135	25	67	9	10	5	0	19
	4	165	31	89	3	5	4	0	33
	5 /16	316	75	162	11	14	9	0	45
	6	176	34	98	7	2	11	0	24
	7	366	114	170	18	6	13	0	45
	8 /28	97	16	45	3	5	4	0	24
	9	217	49	126	10	5	9	0	18
	10	316	91	176	6	3	14	0	26
	11	134	20	83	4	1	1	0	25
	12	288	68	137	9	8	14	0	52
	13	110	15	68	9	3	7	0	8
	14	322	74	156	21	9	12	0	50
	15	296	78	142	13	10	9	0	44
	17	235	55	130	9	7	6	0	28
	18	199	37	118	7	0	6	0	31
	19	82	13	45	1	0	4	0	19
	20	128	38	69	3	5	2	0	11
	21	208	39	117	8	7	12	0	25
	22	204	30	125	10	4	4	0	31
	23 /32	164	34	96	2	6	6	0	20
	24	262	80	112	16	5	9	0	40
	25	197	33	112	12	6	10	0	24
	26	187	11	136	7	1	3	0	29
	27	135	7	102	3	0	1	0	22
	29	95	13	65	4	0	1	0	12
	30	15	6	8	0	0	0	0	1
	31 /34	91	7	65	4	2	3	0	10
	33	92	31	43	6	2	3	0	7

FAMILY COURT JUDGE  
DETAIL

LEGISLATIVE DISTRICT OR TOWN	ELECTION DISTRICT	TOTAL VOTERS	DANDREA L. RUHLMANN	JULIE ANNE GORDON	DANDREA L. RUHLMANN	DANDREA L. RUHLMANN	JULIE ANNE GORDON	SCATTER	BLANK AND VOID
			REP	DEM	IND	CON	WOR		
Leg. Dist. 21		5,746	1,250	3,153	236	143	198	0	766
Leg. Dist. 22									
	1 /29-17	222	33	143	5	5	4	0	32
	2	68	6	41	3	0	1	0	17
	3	153	11	99	6	3	1	0	33
	4	77	4	52	5	0	3	0	13
	5	158	11	98	3	1	3	0	42
	6	159	4	115	4	1	2	0	33
	7	90	0	70	1	0	1	0	18
	8	153	21	87	7	1	5	0	32
	9	122	4	74	5	1	2	0	36
	10	141	9	106	5	1	6	0	14
	11	141	13	103	4	0	7	0	14
	12	101	4	73	3	2	2	0	17
	13	68	0	51	0	0	3	0	14
	14	165	18	113	4	0	4	0	26
	15	167	5	129	3	2	5	0	23
	16	72	4	49	3	1	2	0	13
	17	64	3	43	2	6	1	0	9
	18	87	2	67	1	0	3	0	14
	19	128	15	81	4	1	1	0	26
	20	151	19	100	4	1	2	0	25
	21	130	9	85	3	0	10	0	23
	22	181	20	115	4	3	6	0	33
	23	121	12	84	4	1	3	0	17
	24	66	22	36	1	0	1	0	6
Leg. Dist. 22		2,985	249	2,014	84	30	78	0	530
Leg. Dist. 23									
	1	120	35	62	3	6	3	0	11
	2	230	49	129	8	5	10	0	29
	3	162	35	79	7	4	12	1	24
	4	350	78	207	19	7	16	1	22
	5	212	52	112	15	2	15	0	16
	6	139	31	79	9	1	4	0	15
	7	244	47	137	15	2	22	0	21
	8	206	41	118	13	7	13	0	14
	9	156	38	94	8	1	5	0	10
	10	200	45	119	11	4	6	0	15
	11	245	49	151	11	7	10	0	17
	12	338	89	184	16	3	9	0	37
	13	206	63	92	8	6	12	0	25
	14	182	44	102	10	4	4	0	18
	15	110	16	69	2	3	9	0	11
	16	225	40	135	9	12	10	0	19
	17	323	88	148	10	14	23	0	40

FAMILY COURT JUDGE  
DETAIL

LEGISLATIVE DISTRICT OR TOWN	ELECTION DISTRICT	TOTAL VOTERS	DANDREA	JULIE	DANDREA	DANDREA	JULIE	SCATTER	BLANK AND VOID
			L. RUHLMANN	ANNE GORDON	L. RUHLMANN	L. RUHLMANN	ANNE GORDON		
			REP	DEM	IND	CON	WOR		
Leg. Dist. 23									
	18	296	84	141	13	13	12	0	33
	19	295	98	132	10	9	11	0	35
	20	304	83	168	18	7	9	0	19
	21	259	61	135	14	6	13	0	30
	22	215	66	104	13	6	13	0	13
	23	116	15	74	8	4	4	0	11
	24	257	61	135	6	8	4	0	43
	25	422	110	223	18	15	9	1	46
	26	433	118	226	22	20	13	0	34
	27	199	57	89	6	14	9	0	24
Leg. Dist. 23		6,444	1,593	3,444	302	190	280	3	632
Leg. Dist. 24									
	1	335	59	204	15	13	25	0	19
	2	257	41	174	7	10	5	0	20
	3	277	68	150	15	5	12	0	27
	4	261	66	132	14	7	12	0	30
	5	266	68	136	12	9	10	0	31
	6	176	52	81	10	6	5	0	22
	7	172	44	83	5	5	8	0	27
	8	245	77	124	10	6	11	0	17
	9	171	59	69	8	7	12	0	16
	10	290	63	152	17	3	24	0	31
	11	199	46	101	5	8	3	0	36
	12	141	40	60	8	1	0	0	32
	13	223	43	125	9	5	14	0	27
	14	254	49	143	10	10	20	0	22
	15	319	66	157	9	8	17	0	62
	16	237	45	146	11	7	9	0	19
	17	102	34	47	3	3	1	0	14
Leg. Dist. 24		3,925	920	2,084	168	113	188	0	452
Leg. Dist. 25									
	1	264	39	150	14	7	10	0	44
	2	205	9	137	7	1	3	0	48
	3	305	14	220	7	7	8	0	49
	4	60	2	39	0	1	2	0	16
	5	185	9	138	2	2	4	0	30
	6	229	37	131	14	5	10	0	32
	7	224	6	166	3	0	6	0	43
	8	259	9	200	7	3	3	0	37
	9	144	5	111	1	1	4	0	22
	10	239	13	175	6	2	8	0	35
	11	191	5	143	3	1	4	0	35
	12	288	43	170	12	5	28	0	30
	13	208	5	157	7	0	3	0	36

FAMILY COURT JUDGE  
DETAIL

LEGISLATIVE DISTRICT OR TOWN	ELECTION DISTRICT	TOTAL VOTERS	DANDREA	JULIE	DANDREA	DANDREA	JULIE	SCATTER	BLANK AND VOID
			L. RUHLMANN	ANNE GORDON	L. RUHLMANN	L. RUHLMANN	ANNE GORDON		
			REP	DEM	IND	CON	WOR		
Leg. Dist. 25	14 /24	299	67	166	9	7	11	0	39
	15	191	5	145	1	0	2	0	38
	16	34	9	19	1	1	0	0	4
	17	118	3	85	7	1	1	0	21
	18	260	42	147	11	13	16	0	31
	19	10	2	6	1	1	0	0	0
	20	30	6	17	1	1	1	0	4
	21	103	23	60	2	4	5	0	9
	22	145	17	93	2	2	6	0	25
	23	23	4	10	2	0	4	0	3
	25	211	28	111	6	4	8	0	54
Leg. Dist. 25		4,225	402	2,796	126	69	147	0	685
Leg. Dist. 26	1	202	48	105	4	6	12	0	27
	2	96	24	39	3	4	4	0	22
	3	181	68	65	11	7	4	0	26
	4	201	78	70	7	19	5	0	22
	5	223	79	88	10	12	4	1	29
	7	226	67	94	12	10	7	0	36
	8	233	54	109	7	14	7	0	42
	9	252	73	107	3	25	11	0	33
	10	262	67	105	13	18	13	0	46
	11	250	89	90	7	10	8	0	46
	12 /13	337	96	165	16	15	11	0	34
	14	240	70	102	12	13	12	0	31
	15	241	63	115	7	7	10	0	39
	16	259	82	100	10	17	13	0	37
	17 /29-18	209	57	104	11	10	2	0	25
Leg. Dist. 26		3,412	1,015	1,458	133	187	123	1	495
Leg. Dist. 27	1	297	45	185	11	11	8	0	37
	2	270	31	184	8	10	11	0	26
	3	281	46	176	10	7	12	0	30
	4	340	45	225	2	9	19	0	40
	5	319	29	221	10	3	14	0	42
	6	295	46	190	9	4	7	0	39
	7	292	38	188	5	3	23	0	35
	8	262	30	181	6	2	5	0	38
	9	304	31	199	12	4	17	0	41
	10	271	47	165	8	7	7	0	37
	11	318	43	203	6	10	15	0	41
	12	246	24	165	3	3	13	0	38
	13	277	23	185	8	3	10	0	48
	14	201	20	135	6	6	4	0	30



FAMILY COURT JUDGE  
DETAIL

LEGISLATIVE DISTRICT OR TOWN	ELECTION DISTRICT	TOTAL VOTERS	DANDREA	JULIE	DANDREA	DANDREA	JULIE	SCATTER	BLANK AND VOID
			L. RUHLMANN	ANNE GORDON	L. RUHLMANN	L. RUHLMANN	ANNE GORDON		
			REP	DEM	IND	CON	WOR		
Leg. Dist. 27									
	15	238	13	164	6	2	7	0	46
	16	300	17	207	11	6	12	0	47
	17	136	19	81	3	3	5	0	25
	18	164	13	109	9	1	5	0	27
	19	282	21	201	7	5	9	0	39
	20	164	6	119	6	2	3	0	28
	21	142	12	98	5	3	6	0	18
	22	247	15	180	3	2	7	0	40
	23	183	16	134	4	2	4	0	23
	27	225	49	106	4	6	4	0	56
	28	213	31	127	6	5	5	0	39
Leg. Dist. 27		6,267	710	4,128	168	119	232	0	910
Leg. Dist. 28									
	1	156	40	71	1	6	6	0	32
	2	196	45	97	8	8	2	0	36
	3	115	19	52	5	5	7	0	27
	4	267	72	118	11	12	6	0	48
	5	162	49	66	9	7	6	0	25
	6	176	38	89	3	4	6	0	36
	7	280	74	139	6	6	7	0	48
	8	186	41	85	4	1	5	0	50
	9	130	43	47	4	7	4	0	25
	10	119	35	49	3	8	6	0	18
	11 /25	195	46	93	7	6	14	0	29
	12	103	21	59	1	2	4	0	16
	13	163	38	71	7	9	7	0	31
	14	165	41	88	2	13	2	0	19
	15	76	18	30	2	7	4	0	15
	16	160	44	74	7	7	3	0	25
	17	67	9	34	2	1	2	0	19
	18	238	65	110	12	9	7	1	34
	19 /21	167	44	74	8	12	2	0	27
	22	92	12	57	4	5	2	0	12
	23	234	55	126	5	10	10	0	28
	24	19	6	7	1	1	1	0	3
Leg. Dist. 28		3,466	855	1,636	112	146	113	1	603
Leg. Dist. 29									
	1	29	5	18	0	1	0	0	5
	2	57	2	42	2	0	2	0	9
	3	131	19	77	4	2	3	0	26
	4	227	54	106	11	6	6	0	44
	5	231	53	113	10	12	7	0	36
	6	159	37	71	7	2	7	0	35
	7	34	6	18	3	1	2	0	4

FAMILY COURT JUDGE  
DETAIL

LEGISLATIVE DISTRICT OR TOWN	ELECTION DISTRICT	TOTAL VOTERS	DANDREA L. RUHLMANN	JULIE ANNE GORDON	DANDREA L. RUHLMANN	DANDREA L. RUHLMANN	JULIE ANNE GORDON	SCATTER	BLANK AND VOID
			REP	DEM	IND	CON	WOR		
Leg. Dist. 29									
	8	220	56	127	3	3	4	0	27
	9	193	43	98	4	9	10	0	29
	10	213	22	125	10	7	8	0	41
	11	177	49	88	10	5	3	0	22
	12	165	27	92	8	4	6	0	28
	13	154	14	89	3	3	7	0	38
	14	192	43	109	6	4	8	0	22
	15	166	31	92	7	4	3	0	29
	16	65	9	42	1	0	2	0	11
	19	169	35	99	4	4	4	0	23
	20	287	29	188	5	3	7	0	55
	21	234	47	117	6	13	9	0	42
	22	123	9	82	6	0	4	0	22
	23	216	16	126	7	2	5	1	59
	24	262	53	133	13	8	5	0	50
	25	235	59	110	8	6	6	0	46
	26	137	11	90	4	3	3	0	26
	27	54	7	35	4	1	2	0	5
Leg. Dist. 29		4,130	736	2,287	146	103	123	1	734
CITY		43,089	8,588	23,919	1,587	1,216	1,550	6	6,223
Brighton									
	1	357	114	185	11	10	12	0	25
	2	223	88	85	8	7	10	0	25
	3	289	102	126	15	4	10	0	32
	4	299	74	182	10	7	5	0	21
	5	319	78	198	9	7	6	0	21
	6	447	171	214	7	16	8	0	31
	7	257	93	119	5	8	12	0	20
	8	326	145	137	8	7	5	0	24
	9	284	92	153	10	8	8	0	13
	10	343	123	181	10	13	2	0	14
	11	374	137	166	15	13	13	0	30
	12	402	116	224	8	16	7	0	31
	13	264	101	121	10	5	8	0	19
	14	164	52	84	5	4	6	0	13
	15	273	103	112	13	11	6	0	28
	16	256	138	94	6	6	1	0	11
	17	192	27	132	3	0	2	0	28
	18	313	100	166	5	7	10	0	25
	19	227	73	126	6	11	2	0	9
	20	217	56	125	10	6	6	0	14
	21	281	79	151	7	4	12	0	28
	22	349	117	195	12	2	5	0	18
	23	314	85	191	8	5	11	0	14

FAMILY COURT JUDGE  
DETAIL

LEGISLATIVE DISTRICT OR TOWN	ELECTION DISTRICT	TOTAL VOTERS	DANDREA	JULIE	DANDREA	DANDREA	JULIE	SCATTER	BLANK AND VOID
			L. RUHLMANN	ANNE GORDON	L. RUHLMANN	L. RUHLMANN	ANNE GORDON		
			REP	DEM	IND	CON	WOR		
Brighton	24	251	101	109	5	8	5	0	23
	25	271	75	158	7	8	7	0	16
	26	266	97	118	7	8	8	0	28
	27	276	77	166	7	4	6	0	16
	28	415	132	217	17	10	6	0	33
	29	228	81	103	8	8	7	0	21
	30	491	169	243	12	9	7	0	51
	31	293	94	162	11	3	2	0	21
	32	370	117	189	19	8	3	0	34
	33	346	122	195	7	9	1	0	12
	34	294	96	138	9	19	8	0	24
	35	297	84	169	15	4	4	0	21
	36	191	58	101	7	3	7	0	15
	37	310	88	179	14	6	6	0	17
	38	389	119	208	13	7	13	0	29
	39	253	94	107	12	9	6	0	25
	40	498	172	266	7	7	9	0	37
	41	330	96	182	18	6	5	0	23
	42	109	29	63	1	4	3	0	9
	43	313	109	152	12	10	5	0	25
	44	127	42	63	6	3	1	0	12
	45	172	64	73	7	10	2	0	16
	46	144	36	78	8	4	1	0	17
Brighton		13,404	4,416	6,906	430	344	289	0	1,019
Chili	1	296	151	71	14	16	7	0	37
	2	378	176	98	19	23	11	0	51
	3 /31	384	177	111	12	21	18	0	45
	4	247	118	70	8	13	6	0	32
	5	331	167	81	16	17	6	0	44
	6	354	179	95	11	27	6	0	36
	7	188	89	56	9	15	6	0	13
	8	313	156	76	11	22	13	0	35
	9	302	143	73	18	26	3	0	39
	10	244	136	49	8	22	10	0	19
	11	395	191	105	15	24	12	0	48
	12	463	238	134	19	26	11	0	35
	13	454	236	120	23	27	10	0	38
	14	361	154	104	13	41	10	0	39
	15	325	168	77	13	21	11	0	35
	16	410	199	129	21	12	8	0	41
	17	685	359	177	23	33	18	0	75
	18	459	208	133	18	30	19	0	51
	19	287	133	88	13	13	10	0	30

FAMILY COURT JUDGE  
DETAIL

LEGISLATIVE DISTRICT OR TOWN	ELECTION DISTRICT	TOTAL VOTERS	DANDREA	JULIE	DANDREA	DANDREA	JULIE	SCATTER	BLANK AND VOID
			L. RUHLMANN	ANNE GORDON	L. RUHLMANN	L. RUHLMANN	ANNE GORDON		
			REP	DEM	IND	CON	WOR		
Chili									
	20	448	214	112	25	39	14	0	44
	21	262	141	52	15	19	9	0	26
	22	366	161	127	19	17	9	0	33
	23	244	110	56	12	23	11	0	32
	24	395	178	96	22	34	11	0	54
	25	253	94	99	14	15	5	0	26
	26	394	194	91	24	28	9	0	48
	27	304	136	74	22	30	9	0	33
	28	268	114	103	6	10	7	0	28
	29	235	114	58	6	18	9	0	30
	30	182	93	50	7	15	5	0	12
Chili		10,227	4,927	2,765	456	677	293	0	1,109
Clarkson									
	1	328	169	71	15	18	8	0	47
	2	270	125	77	10	19	5	0	34
	3	321	150	93	13	15	15	0	35
	4	412	195	93	21	21	10	0	72
	5	310	161	52	19	31	9	0	38
	6	242	111	69	6	21	7	0	28
Clarkson		1,883	911	455	84	125	54	0	254
East Rochester									
	1	340	129	119	11	18	9	0	54
	2	309	132	94	11	12	6	0	54
	3	309	123	111	9	13	8	0	45
	4	287	108	99	7	12	8	0	53
	5	243	104	74	8	9	10	0	38
	6	252	87	85	14	12	7	0	47
	7	289	124	90	7	10	12	0	46
East Rochester		2,029	807	672	67	86	60	0	337
Gates									
	1	193	88	47	10	19	5	0	24
	2	281	131	68	13	14	6	0	49
	3	181	62	72	5	9	11	0	22
	4	298	136	86	12	22	7	0	35
	5	383	198	106	13	17	9	0	40
	6	315	167	84	12	10	5	0	37
	7	401	190	115	20	21	10	0	45
	8	235	131	52	7	13	4	0	28
	9	335	122	117	15	15	8	0	58
	10	170	73	48	6	6	5	0	32
	11	205	99	51	10	14	5	0	26
	12	182	73	59	6	10	4	0	30
	13	307	127	95	10	9	11	0	55
	14	224	110	66	6	7	1	0	34

FAMILY COURT JUDGE  
DETAIL

LEGISLATIVE DISTRICT OR TOWN	ELECTION DISTRICT	TOTAL VOTERS	DANDREA	JULIE	DANDREA	DANDREA	JULIE	SCATTER	BLANK AND VOID
			L. RUHLMANN	ANNE GORDON	L. RUHLMANN	L. RUHLMANN	ANNE GORDON		
			REP	DEM	IND	CON	WOR		
Gates									
	15	345	175	89	14	19	6	0	42
	16	223	83	88	4	14	5	0	29
	17	240	106	67	12	13	7	0	35
	18	312	166	70	6	15	6	0	49
	19	284	119	76	18	15	7	0	49
	20	279	118	86	17	14	13	0	31
	21	275	143	63	8	13	2	0	46
	22	232	103	65	9	25	5	0	25
	23	282	127	73	7	26	11	0	38
	24	321	148	96	15	10	6	0	46
	25	292	142	76	7	11	6	0	50
	26	338	143	93	11	30	13	0	48
	27	336	127	121	12	15	10	0	51
	28	236	103	71	12	12	5	0	33
	29	266	120	74	11	18	6	0	37
	30	182	66	62	9	9	7	0	29
	31	207	101	68	2	14	4	0	18
	32	317	150	82	14	22	11	0	38
	33	140	57	48	3	11	1	0	20
	34	207	89	59	9	16	2	0	32
	35	177	96	45	8	10	2	0	16
Gates		9,201	4,189	2,638	353	518	226	0	1,277
Greece									
	1	271	109	73	12	18	11	0	48
	2	299	138	75	16	22	10	0	38
	3	295	125	97	13	21	4	0	35
	4	243	94	83	7	19	7	0	33
	5	215	84	71	2	7	11	0	40
	6	206	91	51	10	8	6	0	40
	7	306	141	79	12	20	10	0	44
	8	251	112	73	7	10	7	0	42
	9	243	89	80	14	16	8	0	36
	10	233	92	76	18	13	13	0	21
	11	145	56	42	9	5	2	0	31
	12	200	83	56	6	11	2	0	42
	13	273	101	89	9	21	5	0	48
	14	214	97	66	8	14	1	0	28
	15	241	105	56	15	16	12	0	37
	16	190	91	45	5	14	6	0	29
	17	333	165	88	12	27	6	0	35
	18	323	139	96	13	27	8	0	40
	19	231	102	65	8	6	10	0	40
	20	240	95	70	9	18	11	0	37
	21	251	112	71	8	16	9	0	35

FAMILY COURT JUDGE  
DETAIL

LEGISLATIVE DISTRICT OR TOWN	ELECTION DISTRICT	TOTAL VOTERS	DANDREA L. RUHLMANN	JULIE ANNE GORDON	DANDREA L. RUHLMANN	DANDREA L. RUHLMANN	JULIE ANNE GORDON	SCATTER	BLANK AND VOID
			REP	DEM	IND	CON	WOR		
Greece									
	22	213	79	68	8	9	5	0	44
	23	402	140	122	19	13	12	0	96
	24	469	214	132	17	25	8	0	73
	25	263	89	86	19	13	9	0	47
	26	250	107	88	10	11	7	0	27
	27	413	183	122	14	22	12	0	60
	28	312	155	79	10	24	7	0	37
	29	311	129	95	19	23	6	0	39
	30	209	77	63	11	15	1	0	42
	31	280	125	91	9	13	11	0	31
	32	289	117	91	18	21	5	0	37
	33	411	205	95	15	32	10	0	54
	34	320	147	89	16	15	4	0	49
	35	239	105	71	6	23	5	0	29
	36	334	133	93	9	17	11	0	71
	37	231	90	65	11	23	8	0	34
	38	345	176	83	14	18	6	0	48
	39	196	94	52	9	11	7	0	23
	40	248	100	77	6	16	6	0	43
	41	339	137	103	14	25	9	0	51
	42	263	97	91	9	17	9	0	40
	43	391	193	79	22	31	12	0	54
	44	352	187	93	12	14	4	0	42
	45	391	192	102	21	21	9	0	46
	46	207	83	60	7	17	10	0	30
	47	312	117	106	8	22	9	0	50
	48	236	121	54	12	6	6	0	37
	49	248	108	83	6	13	4	0	34
	50	292	138	85	13	20	4	0	32
	51	206	98	56	11	10	6	0	25
	52	376	176	105	14	28	10	0	43
	53	207	79	71	8	15	7	0	27
	54	283	142	71	14	12	5	0	39
	55	270	123	59	10	24	4	0	50
	56	397	166	127	11	30	7	0	56
	57	325	130	88	17	14	9	0	67
	58	349	150	107	20	26	10	0	36
	59	214	76	89	8	10	7	0	24
	60	263	102	80	9	14	12	0	46
	61	292	118	85	11	17	8	0	53
	62	352	153	96	18	21	6	0	58
	63	334	122	114	12	25	10	0	51
	64	252	114	72	7	9	5	0	45
	65	327	162	99	13	7	8	0	38

FAMILY COURT JUDGE  
DETAIL

LEGISLATIVE DISTRICT OR TOWN	ELECTION DISTRICT	TOTAL VOTERS	DANDREA L. RUHLMANN	JULIE ANNE GORDON	DANDREA L. RUHLMANN	DANDREA L. RUHLMANN	JULIE ANNE GORDON	SCATTER	BLANK AND VOID
			REP	DEM	IND	CON	WOR		
Greece									
	66	201	78	66	9	13	6	0	29
	67	255	114	77	8	19	7	0	30
	68	393	175	108	14	36	7	0	53
	69	225	101	74	10	13	2	0	25
	70	310	133	76	14	17	13	0	57
	71	369	173	97	10	25	9	0	55
	72	342	170	89	6	26	5	0	46
	73	194	75	65	10	10	4	0	30
	74	206	82	66	16	6	5	0	31
	75	252	108	78	9	7	6	0	44
	76	235	124	44	10	18	2	0	37
	77	359	149	122	16	22	9	0	41
	78	247	108	63	11	9	5	0	51
	79	347	165	94	9	30	4	0	45
	80	352	143	86	14	25	11	0	73
	81	243	111	71	10	13	6	0	32
	82	215	72	84	11	16	6	0	26
	83	223	108	67	8	10	8	0	22
	84	343	161	103	11	18	5	0	45
	85	356	167	85	7	30	8	0	59
	86	413	203	114	8	20	7	0	61
	87	271	127	81	11	19	6	0	27
	88	291	132	89	8	21	7	0	34
	89	260	116	63	6	19	6	0	50
	90	326	151	67	14	26	6	0	62
	91	435	217	108	13	31	13	0	53
	92	474	203	146	27	27	8	0	63
	93	356	151	137	10	17	5	0	36
	94	270	116	84	13	18	6	0	33
	95	200	72	68	6	7	7	0	40
	96	353	160	86	17	23	9	0	58
	97	405	209	95	13	20	6	0	62
	98	382	166	109	11	17	10	0	69
	99	322	151	73	14	24	7	0	53
	100	324	154	80	14	21	15	0	40
	101	221	104	58	3	17	3	0	36
	102	391	171	85	24	29	13	0	69
	103	352	158	88	9	29	7	0	61
	104	371	154	132	11	19	8	0	47
	105	233	120	70	8	8	3	0	24
	106	247	108	55	9	21	5	0	49
Greece		30,980	13,630	8,842	1,222	1,917	774	0	4,595
Hamlin	1	277	115	89	12	22	10	0	29

FAMILY COURT JUDGE  
DETAIL

LEGISLATIVE DISTRICT OR TOWN	ELECTION DISTRICT	TOTAL VOTERS	DANDREA L. RUHLMANN	JULIE ANNE GORDON	DANDREA L. RUHLMANN	DANDREA L. RUHLMANN	JULIE ANNE GORDON	SCATTER	BLANK AND VOID
			REP	DEM	IND	CON	WOR		
Hamlin									
	2	367	187	81	19	21	5	0	54
	3	238	122	47	12	21	7	0	29
	4	227	109	54	7	18	7	0	32
	5	272	119	60	11	25	11	0	46
	6	200	89	58	8	11	3	0	31
	7 /11	473	238	127	10	24	13	0	61
	8	251	127	59	5	14	14	0	32
	9	217	101	51	6	19	4	0	36
	10	367	212	66	11	22	6	0	50
Hamlin		2,889	1,419	692	101	197	80	0	400
Henrietta									
	1	396	174	114	17	25	13	0	53
	2	250	110	76	8	15	6	0	35
	3	182	70	68	2	6	4	0	32
	4	266	97	113	12	14	6	0	24
	5	318	129	97	12	22	8	0	50
	6	341	141	109	9	22	11	0	49
	7	301	123	112	17	22	4	0	23
	8	322	135	95	18	18	8	0	48
	9	259	97	82	12	20	4	0	44
	10	304	116	94	13	21	16	0	44
	11	271	95	100	9	9	7	0	51
	12	321	149	100	15	21	6	0	30
	13	338	126	119	18	26	12	0	37
	14	237	107	66	12	17	7	0	28
	15	303	100	96	22	23	12	0	50
	16	220	80	75	16	12	4	0	33
	17	370	161	122	22	22	9	0	34
	18	357	148	117	14	16	5	0	57
	19	269	108	93	15	21	1	0	31
	20	537	216	167	27	36	6	0	85
	21	255	103	91	12	16	7	0	26
	22	439	204	148	23	19	9	0	36
	23	249	108	87	7	13	6	0	28
	24	269	106	94	10	7	10	0	42
	25	337	161	92	11	18	5	0	50
	26	390	162	123	15	29	4	0	57
	27	413	195	112	15	29	5	0	57
	28	354	164	102	12	23	8	0	45
	29	358	150	137	14	12	10	0	35
	30	475	197	178	25	22	9	0	44
	31	194	78	66	10	12	4	0	24
	32	368	158	136	15	16	8	0	35
	33	242	112	80	11	8	9	0	22



FAMILY COURT JUDGE  
DETAIL

LEGISLATIVE DISTRICT OR TOWN	ELECTION DISTRICT	TOTAL VOTERS	DANDREA	JULIE	DANDREA	DANDREA	JULIE	SCATTER	BLANK AND VOID
			L. RUHLMANN	ANNE GORDON	L. RUHLMANN	L. RUHLMANN	ANNE GORDON		
			REP	DEM	IND	CON	WOR		
Henrietta	34	188	70	64	8	6	7	0	33
Henrietta		10,693	4,450	3,525	478	618	250	0	1,372
Irondequoit									
	1	355	133	131	7	20	10	0	54
	2	273	113	100	9	13	4	0	34
	3	353	131	114	21	21	9	0	57
	4	277	119	92	16	9	5	0	36
	5	289	87	131	16	17	6	0	32
	6	442	172	168	21	23	19	0	39
	7	442	183	162	14	21	8	0	54
	8	338	154	110	9	22	6	0	37
	9	337	129	121	12	14	13	0	48
	10	325	154	103	6	21	2	0	39
	11	172	91	51	6	6	0	0	18
	12	255	90	99	10	16	12	0	28
	13	412	148	175	13	22	11	0	43
	14	380	149	143	12	23	11	0	42
	15	389	159	138	16	27	12	0	37
	16	376	160	127	19	19	7	0	44
	17	213	80	86	9	6	6	0	26
	18 /72	374	165	119	16	22	6	0	46
	19	308	106	138	9	6	8	0	41
	20	296	139	92	9	13	5	0	38
	21	319	102	138	16	9	10	0	44
	22	328	130	119	10	24	14	0	31
	23	279	103	110	11	10	5	0	40
	24	277	99	120	9	21	6	0	22
	25	274	102	99	10	24	7	0	32
	26	219	88	78	1	7	5	0	40
	27	199	90	74	5	14	1	0	15
	28	252	117	67	10	23	6	0	29
	29	251	94	101	2	7	13	0	34
	30	261	101	99	12	11	9	0	29
	31	296	117	120	12	5	5	1	36
	32	320	127	130	16	14	5	0	28
	33	227	80	79	19	13	8	0	28
	34	433	199	133	9	18	10	0	64
	35	227	85	89	16	10	3	0	24
	36	188	61	77	5	2	5	1	37
	37	252	102	95	2	9	4	0	40
	38	210	63	93	8	7	7	0	32
	39	164	55	73	4	0	2	0	30
	40	194	72	72	9	11	3	0	27
	41	280	97	105	10	13	9	1	45

FAMILY COURT JUDGE  
DETAIL

LEGISLATIVE DISTRICT OR TOWN	ELECTION DISTRICT	TOTAL VOTERS	DANDREA L. RUHLMANN	JULIE ANNE GORDON	DANDREA L. RUHLMANN	DANDREA L. RUHLMANN	JULIE ANNE GORDON	SCATTER	BLANK AND VOID
			REP	DEM	IND	CON	WOR		
Irondequoit									
	42	312	136	94	11	24	7	0	40
	43	242	88	95	12	9	7	0	31
	44	528	231	201	17	14	6	0	59
	45	247	96	94	5	12	3	0	37
	46	317	119	114	11	12	5	0	56
	47	125	56	43	5	5	4	0	12
	48	319	134	103	16	22	7	0	37
	49	249	100	83	12	17	8	0	29
	50	203	73	77	6	3	6	0	38
	51	376	166	139	9	14	8	0	40
	52	313	109	120	15	8	13	0	48
	53	275	109	90	6	11	9	0	50
	54	110	47	35	8	2	4	0	14
	55	334	130	120	12	16	10	0	46
	56	301	107	125	6	21	8	0	34
	57	425	203	139	5	14	9	0	55
	58	331	131	109	15	21	12	0	43
	59	284	111	88	13	21	6	0	45
	60	306	124	104	11	20	4	0	43
	61	365	136	130	19	19	10	0	51
	62	330	125	125	11	23	10	0	36
	63	243	94	88	15	11	9	0	26
	64 /70	282	112	98	16	26	8	0	22
	65	187	69	70	6	6	4	0	32
	66	129	37	66	1	1	2	0	22
	67	227	76	78	9	14	8	0	42
	68	303	119	103	11	10	6	0	54
	69	140	35	66	12	2	2	0	23
	71	74	28	28	5	2	2	0	9
Irondequoit		19,933	7,847	7,296	746	973	494	3	2,574
Mendon									
	1	485	230	153	23	29	7	0	43
	2	381	159	140	10	19	6	0	47
	3	475	255	121	19	27	6	0	47
	4	361	141	145	12	14	8	0	41
	5	432	222	128	13	35	5	0	29
	6	410	188	131	19	29	6	0	37
	7	451	243	126	12	26	6	0	38
	8	183	79	68	5	10	3	0	18
	9	382	188	110	16	24	4	0	40
Mendon		3,560	1,705	1,122	129	213	51	0	340
Ogden									
	1	341	146	106	9	27	11	0	42
	2	361	182	79	16	29	6	0	49

FAMILY COURT JUDGE  
DETAIL

LEGISLATIVE DISTRICT OR TOWN	ELECTION DISTRICT	TOTAL VOTERS	DANDREA L. RUHLMANN	JULIE ANNE GORDON	DANDREA L. RUHLMANN	DANDREA L. RUHLMANN	JULIE ANNE GORDON	SCATTER	BLANK AND VOID
			REP	DEM	IND	CON	WOR		
Ogden									
	3	429	233	97	11	25	4	0	59
	4	308	163	66	15	23	7	0	34
	5	352	160	82	20	33	8	0	49
	6	384	149	78	15	16	4	0	122
	7	185	91	41	14	14	2	0	23
	8	308	138	94	12	27	2	0	35
	9	354	170	85	10	32	10	0	47
	10	291	147	52	15	34	7	0	36
	11	308	162	70	13	32	11	0	20
	12	309	141	74	11	26	8	0	49
	13	328	169	74	14	23	7	0	41
	14	290	167	50	8	27	9	0	29
	15	412	185	96	16	28	13	0	74
	16	195	109	39	9	12	3	0	23
	17	260	141	51	12	18	2	0	36
	18	341	168	80	7	33	8	0	45
	19	349	162	98	10	32	7	0	40
	20	398	212	71	17	48	5	0	45
Ogden		6,503	3,195	1,483	254	539	134	0	898
Parma									
	1	353	174	91	17	21	8	0	42
	2	428	195	103	13	32	10	0	75
	3	280	122	69	13	25	9	0	42
	4	365	171	83	13	25	12	0	61
	5	287	126	72	15	24	9	0	41
	6	176	93	33	9	17	4	0	20
	7	351	158	86	16	25	9	0	57
	8	383	164	112	23	27	8	0	49
	9	371	169	99	6	29	6	0	62
	10	373	183	81	13	31	6	0	59
	11	366	171	98	9	31	6	0	51
	12	357	155	103	20	20	9	0	50
	13	430	200	113	18	23	12	0	64
	14	297	134	69	10	28	15	0	41
	15	312	154	66	12	30	9	0	41
Parma		5,129	2,369	1,278	207	388	132	0	755
Penfield									
	1	151	52	45	10	13	1	0	30
	2	356	139	112	14	23	9	0	59
	3	275	120	68	15	24	8	0	40
	4	438	213	116	15	36	10	0	48
	5	357	145	130	20	19	8	0	35
	6	309	159	79	9	26	8	0	28
	7	352	156	116	15	32	8	0	25

FAMILY COURT JUDGE  
DETAIL

LEGISLATIVE DISTRICT OR TOWN	ELECTION DISTRICT	TOTAL VOTERS	DANDREA L. RUHLMANN	JULIE ANNE GORDON	DANDREA L. RUHLMANN	DANDREA L. RUHLMANN	JULIE ANNE GORDON	SCATTER	BLANK AND VOID
			REP	DEM	IND	CON	WOR		
Penfield	8	340	136	108	10	11	20	0	55
	9	474	211	175	20	14	5	0	49
	10	285	98	93	12	26	15	0	41
	11	235	111	73	13	12	5	0	21
	12	420	210	118	10	25	8	0	49
	13	394	146	140	24	23	9	0	52
	14	396	181	100	15	32	12	0	56
	15	407	178	126	14	14	15	0	60
	16	181	85	54	9	13	5	0	15
	17	391	158	146	14	23	7	0	43
	18	253	109	92	7	18	6	0	21
	19	467	202	168	17	19	7	0	54
	20	408	187	122	18	27	12	0	42
	21	372	143	135	14	25	5	0	50
	22	311	105	124	11	22	11	0	38
	23	465	201	156	16	31	7	0	54
	24	482	213	140	26	27	13	0	63
	25	331	157	91	7	21	7	0	48
	26	212	96	61	11	13	3	0	28
	27	431	198	147	11	25	5	0	45
	28	266	114	97	11	15	3	0	26
	29	429	166	141	22	19	15	0	66
	30	530	244	145	21	41	14	0	65
	31	212	91	82	12	13	2	0	12
	32	264	132	73	6	10	8	1	34
	33	339	150	112	15	21	8	0	33
	34	225	104	69	9	14	1	0	28
	35	389	172	135	14	26	4	0	38
	36	303	137	102	12	14	15	0	23
	37	462	222	129	23	19	17	0	52
	38	231	111	68	7	16	7	0	22
	39	213	106	59	9	15	0	0	24
	40	307	147	95	9	23	6	0	27
Penfield		13,663	6,005	4,342	547	840	329	1	1,599
Perinton	1	438	224	129	17	29	10	0	29
	2	406	208	120	12	15	7	0	44
	3	328	164	119	10	11	3	0	21
	4	276	108	103	14	15	5	0	31
	5	164	70	56	4	12	1	0	21
	6	302	116	123	9	19	11	0	24
	7	373	160	127	15	18	7	0	46
	8	342	164	101	17	23	7	0	30
	9	485	254	134	21	26	9	0	41

FAMILY COURT JUDGE  
DETAIL

LEGISLATIVE DISTRICT OR TOWN	ELECTION DISTRICT	TOTAL VOTERS	DANDREA	JULIE	DANDREA	DANDREA	JULIE	SCATTER	BLANK AND VOID
			L. RUHLMANN	ANNE GORDON	L. RUHLMANN	L. RUHLMANN	ANNE GORDON		
			REP	DEM	IND	CON	WOR		
Perinton	10	379	175	125	16	21	9	0	33
	11	258	111	94	10	8	8	0	27
	12	335	132	125	15	18	4	0	41
	13	307	173	77	7	21	2	0	27
	14	348	164	108	13	23	5	0	35
	15	282	122	94	15	16	6	0	29
	16	292	139	97	5	14	3	0	34
	17	372	166	148	8	18	5	0	27
	18	301	136	92	13	19	9	0	32
	19	309	148	98	10	21	5	0	27
	20	341	174	103	8	19	2	0	35
	21	330	146	104	11	19	10	1	39
	22	243	117	85	5	7	2	0	27
	23	359	182	99	13	23	5	0	37
	24	530	240	170	15	29	9	0	67
	25	256	102	88	11	12	9	0	34
	26	385	201	124	12	19	5	0	24
	27	289	154	71	10	16	10	0	28
	28	299	138	104	6	16	5	0	30
	29	227	101	70	12	15	4	0	25
	30	313	163	84	7	26	4	0	29
	31	419	195	148	8	19	10	0	39
	32	277	112	97	14	12	11	0	31
	33	381	205	112	12	10	5	0	37
	34	365	198	102	12	19	5	0	29
	35	276	130	96	7	14	5	0	24
	36	180	76	74	3	10	6	0	11
	37	334	157	102	13	21	9	0	32
	38	420	182	130	22	18	9	0	59
	39	350	181	92	19	21	9	0	28
	40	267	129	86	14	14	5	0	19
	41	228	110	68	13	16	5	0	16
	42	264	121	93	11	10	7	0	22
	43	466	213	148	19	25	11	0	50
	44	259	137	83	6	9	3	0	21
	45	556	290	149	19	31	13	0	54
	46	196	78	69	6	18	4	0	21
	47	370	181	102	14	19	10	0	44
	48	267	136	85	10	6	2	0	28
	49	290	160	76	12	11	4	0	27
	50	114	27	65	1	3	5	0	13
	51	318	191	74	12	17	3	0	21
	52	282	143	86	9	13	5	0	26
	53	293	148	91	10	24	1	0	19

FAMILY COURT JUDGE  
DETAIL

LEGISLATIVE DISTRICT OR TOWN	ELECTION DISTRICT	TOTAL VOTERS	DANDREA L. RUHLMANN	JULIE ANNE GORDON	DANDREA L. RUHLMANN	DANDREA L. RUHLMANN	JULIE ANNE GORDON	SCATTER	BLANK AND VOID
			REP	DEM	IND	CON	WOR		
Perinton									
	54	515	276	140	19	28	7	0	45
	55	335	186	98	8	13	5	0	25
	56	313	172	81	7	21	1	0	31
		18,204	8,786	5,719	641	970	341	1	1,746
Perinton									
Pittsford									
	1	292	129	104	14	12	3	0	30
	2	307	139	99	14	13	7	1	34
	3	451	231	130	15	9	9	0	57
	4	368	175	115	10	16	7	0	45
	5	272	91	118	10	11	7	0	35
	6	371	150	153	8	15	3	0	42
	7	186	82	66	4	7	4	0	23
	8	372	205	113	5	22	1	0	26
	9	393	186	136	13	14	5	0	39
	10	471	242	137	16	19	12	0	45
	11	334	169	82	10	20	8	0	45
	12	298	142	109	11	9	4	0	23
	13	249	107	97	4	12	4	0	25
	14	276	157	71	9	8	3	0	28
	15	216	101	68	4	14	2	0	27
	16	270	125	83	13	19	2	0	28
	17	448	185	177	18	19	4	0	45
	18	322	135	134	9	7	8	0	29
	19	251	115	82	11	17	2	1	23
	20	332	144	134	13	12	5	0	24
	21	368	152	140	16	14	5	0	41
	22	424	179	162	17	18	8	0	40
	23	318	149	103	14	23	5	0	24
	24	391	222	113	9	13	9	0	25
	25	330	150	138	10	6	2	0	24
	26	368	181	122	14	19	9	0	23
	27	297	159	84	10	18	2	0	24
	28	278	115	117	6	5	5	0	30
	29	325	164	102	12	10	6	0	31
	30	282	116	119	6	4	6	0	31
	31	395	197	126	9	15	7	0	41
	32	333	157	115	15	9	2	0	35
	33	389	197	107	12	22	3	0	48
		10,977	5,148	3,756	361	451	169	2	1,090
Pittsford									
Riga									
	1	409	220	83	27	28	7	0	44
	2	366	215	69	15	30	4	0	33
	3	313	162	71	10	21	8	0	41
	4	351	175	82	14	29	13	1	37

FAMILY COURT JUDGE  
DETAIL

LEGISLATIVE DISTRICT OR TOWN	ELECTION DISTRICT	TOTAL VOTERS	DANDREA	JULIE	DANDREA	DANDREA	JULIE	SCATTER	BLANK AND VOID
			L. RUHLMANN	ANNE GORDON	L. RUHLMANN	L. RUHLMANN	ANNE GORDON		
			REP	DEM	IND	CON	WOR		
Riga	5	309	174	55	13	19	10	0	38
	6	317	177	61	8	33	7	0	31
Riga		2,065	1,123	421	87	160	49	1	224
Rush	1	391	187	118	11	21	14	0	40
	2	293	155	80	14	16	5	0	23
	3	415	203	134	13	15	12	0	38
	4	396	197	105	13	28	10	0	43
Rush		1,495	742	437	51	80	41	0	144
Sweden	1	326	148	89	16	22	8	0	43
	2	185	69	72	6	11	7	1	19
	3	413	178	149	8	18	14	0	46
	4	447	186	145	11	38	9	0	58
	5	132	46	51	3	10	4	0	18
	6	331	142	113	14	20	3	0	39
	7	402	167	158	17	24	4	0	32
	8	291	139	55	13	20	10	0	54
	9	211	98	56	7	12	6	0	32
	10	424	188	118	11	31	6	0	70
	11	115	31	50	2	9	4	0	19
	12	274	148	56	5	19	0	0	46
Sweden		3,551	1,540	1,112	113	234	75	1	476
Webster	1	390	161	136	11	27	8	0	47
	2	324	143	120	9	12	8	0	32
	3	318	148	104	16	19	3	0	28
	4	194	69	66	14	10	8	0	27
	5	362	150	122	14	29	8	0	39
	6	361	154	115	12	19	11	0	50
	7	408	171	135	18	18	13	0	53
	8	368	159	121	10	19	10	0	49
	9	450	226	126	17	21	15	0	45
	10	434	211	135	19	27	6	0	36
	11	321	148	99	12	23	8	0	31
	12	432	190	134	20	29	7	0	52
	13	334	155	100	14	18	5	0	42
	14	333	143	123	9	23	5	0	30
	15	250	115	79	8	17	4	0	27
	16	355	150	113	9	22	10	0	51
	17	275	147	59	5	26	7	0	31
	18	285	117	96	10	16	7	0	39
	19	438	194	131	22	26	8	0	57
	20	380	173	100	16	30	6	0	55

FAMILY COURT JUDGE  
DETAIL

LEGISLATIVE DISTRICT OR TOWN	ELECTION DISTRICT	TOTAL VOTERS	DANDREA L. RUHLMANN	JULIE ANNE GORDON	DANDREA L. RUHLMANN	DANDREA L. RUHLMANN	JULIE ANNE GORDON	SCATTER	BLANK AND VOID
			REP	DEM	IND	CON	WOR		
Webster									
	21	455	205	161	21	19	6	0	43
	22	398	175	128	15	17	9	0	54
	23	334	151	105	11	23	9	0	35
	24	522	244	150	21	41	21	0	45
	25	295	124	102	13	14	3	0	39
	26	321	141	101	12	18	8	0	41
	27	277	133	74	11	22	4	0	33
	28	310	143	73	21	16	12	0	45
	29	300	123	108	9	17	8	0	35
	30	230	82	71	7	15	14	0	41
	31	324	144	99	10	18	7	0	46
	32	354	147	108	12	31	6	0	50
	33	378	165	126	15	23	6	0	43
	34	198	102	58	5	13	2	0	18
	35	242	115	74	15	8	4	0	26
	36	308	161	79	12	20	9	0	27
	37	428	201	142	14	15	10	0	46
	38	470	186	190	11	20	8	0	55
	39	321	162	114	3	11	2	0	29
	40	432	194	151	12	19	8	0	48
	41	294	142	89	13	16	5	0	29
	42	325	148	99	12	24	3	0	39
	43	226	111	65	14	7	2	0	27
Webster		14,754	6,623	4,681	554	858	323	0	1,715
Wheatland									
	1	394	167	135	12	21	9	0	50
	2	346	164	97	12	24	10	0	39
	3	411	181	133	13	21	9	0	54
	4	311	146	88	17	23	11	0	26
	5	353	189	77	15	36	5	0	31
Wheatland		1,815	847	530	69	125	44	0	200
TOWNS		182,955	80,679	58,672	6,950	10,313	4,208	9	22,124
GRAND TOTAL:		226,044	89,267	82,591	8,537	11,529	5,758	15	28,347



DISTRICT ATTORNEY  
SUMMARY

LEGISLATIVE DISTRICT OR TOWN	TOTAL VOTERS	ANN MARIE TADDEO	MICHAEL C. GREEN	ANN MARIE TADDEO	MICHAEL C. GREEN	SCATTER	BLANK AND VOID
		REP	DEM	CON	CPP		
Leg. Dist. 06	1,638	707	697	109	49	2	74
Leg. Dist. 07	851	324	398	46	30	1	52
Leg. Dist. 21	5,746	1,389	3,649	212	164	9	323
Leg. Dist. 22	2,985	334	2,193	63	64	1	330
Leg. Dist. 23	6,444	1,592	4,215	211	162	11	253
Leg. Dist. 24	3,925	988	2,492	140	96	7	202
Leg. Dist. 25	4,225	492	3,111	88	128	2	404
Leg. Dist. 26	3,412	1,160	1,818	187	80	3	164
Leg. Dist. 27	6,267	865	4,614	153	160	3	472
Leg. Dist. 28	3,466	1,111	1,798	182	101	5	269
Leg. Dist. 29	4,130	917	2,557	143	140	3	370
CITY	43,089	9,879	27,542	1,534	1,174	47	2,913
Brighton	13,404	4,121	8,276	387	238	7	375
Chili	10,227	4,391	4,378	676	246	0	536
Clarkson	1,883	948	658	158	49	0	70
East Rochester	2,029	878	855	111	52	0	133
Gates	9,201	4,224	3,669	569	272	0	467
Greece	30,980	14,178	12,529	2,102	793	14	1,364
Hamlin	2,889	1,467	946	236	74	1	165
Henrietta	10,693	4,281	4,949	666	253	2	542
Irondequoit	19,933	8,042	9,533	1,033	467	6	852
Mendon	3,560	1,483	1,697	195	75	0	110
Ogden	6,503	3,182	2,343	560	148	0	270
Parma	5,129	2,516	1,858	384	132	0	239
Penfield	13,663	5,855	6,037	909	331	6	525
Perinton	18,204	8,274	8,123	1,001	344	7	455
Pittsford	10,977	4,285	5,721	446	225	3	297
Riga	2,065	1,040	713	177	61	1	73
Rush	1,495	672	661	90	29	1	42
Sweden	3,551	1,551	1,462	243	75	2	218
Webster	14,754	6,811	6,202	900	282	0	559
Wheatland	1,815	802	762	130	53	0	68
TOWNS	182,955	79,001	81,372	10,973	4,199	50	7,360
GRAND TOTAL:	226,044	88,880	108,914	12,507	5,373	97	10,273

DISTRICT ATTORNEY  
DETAIL

LEGISLATIVE DISTRICT OR TOWN	ELECTION DISTRICT	TOTAL VOTERS	ANN MARIE TADDEO	MICHAEL C. GREEN	ANN MARIE TADDEO	MICHAEL C. GREEN	SCATTER	BLANK AND VOID
			REP	DEM	CON	CPP		
Leg. Dist. 06								
	1	421	168	189	36	8	1	19
	2	180	83	70	17	2	0	8
	3	249	124	96	10	9	0	10
	4	283	131	113	17	12	0	10
	5	258	99	128	13	7	1	10
	6	247	102	101	16	11	0	17
		<u>1,638</u>	<u>707</u>	<u>697</u>	<u>109</u>	<u>49</u>	<u>2</u>	<u>74</u>
Leg. Dist. 06								
Leg. Dist. 07								
	1	361	133	172	21	9	1	25
	2	281	100	132	15	13	0	21
	3	209	91	94	10	8	0	6
		<u>851</u>	<u>324</u>	<u>398</u>	<u>46</u>	<u>30</u>	<u>1</u>	<u>52</u>
Leg. Dist. 07								
Leg. Dist. 21								
	1	277	75	163	16	7	2	14
	2	237	44	172	6	6	0	9
	3	135	35	75	9	7	0	9
	4	165	43	100	8	5	0	9
	5/16	316	97	175	19	9	0	16
	6	176	38	118	3	6	0	11
	7	366	113	220	12	4	1	16
	8/28	97	28	52	6	2	0	9
	9	217	52	141	9	3	1	11
	10	316	84	207	2	7	0	16
	11	134	21	89	5	5	0	14
	12	288	96	157	12	9	0	14
	13	110	13	84	2	3	2	6
	14	322	88	189	15	12	0	18
	15	296	86	176	12	7	0	15
	17	235	67	135	13	9	0	11
	18	199	45	121	3	6	1	23
	19	82	12	56	0	3	0	11
	20	128	33	83	7	1	0	4
	21	208	46	128	13	8	1	12
	22	204	33	149	6	5	0	11
	23/32	164	38	109	9	2	0	6
	24	262	70	158	14	8	1	11
	25	197	29	139	5	10	0	14
	26	187	17	146	2	6	0	16
	27	135	17	104	1	7	0	6
	29	95	21	71	0	1	0	2
	30	15	2	11	0	1	0	1
	31/34	91	13	74	0	2	0	2
	33	92	33	47	3	3	0	6
		<u>5,746</u>	<u>1,389</u>	<u>3,649</u>	<u>212</u>	<u>164</u>	<u>9</u>	<u>323</u>
Leg. Dist. 21								
Leg. Dist. 22								
	1/29-17	222	46	153	9	3	0	11

DISTRICT ATTORNEY  
DETAIL

LEGISLATIVE DISTRICT OR TOWN	ELECTION DISTRICT	TOTAL VOTERS	ANN MARIE TADDEO	MICHAEL C. GREEN	ANN MARIE TADDEO	MICHAEL C. GREEN	SCATTER	BLANK AND VOID
			REP	DEM	CON	CPP		
Leg. Dist. 22								
	2	68	7	49	1	3	0	8
	3	153	18	106	6	3	0	20
	4	77	10	53	2	1	0	11
	5	158	14	119	2	4	0	19
	6	159	8	119	1	4	0	27
	7	90	3	76	1	2	0	8
	8	153	24	106	1	5	1	16
	9	122	15	88	1	4	0	14
	10	141	14	108	6	3	0	10
	11	141	16	107	1	4	0	13
	12	101	8	79	3	2	0	9
	13	68	2	58	0	0	0	8
	14	165	22	118	2	1	0	22
	15	167	8	135	2	4	0	18
	16	72	6	51	1	0	0	14
	17	64	6	45	6	0	0	7
	18	87	5	72	0	1	0	9
	19	128	15	96	2	4	0	11
	20	151	19	118	1	0	0	13
	21	130	17	84	5	2	0	22
	22	181	28	123	6	5	0	19
	23	121	12	92	4	3	0	10
	24	66	11	38	0	6	0	11
Leg. Dist. 22		2,985	334	2,193	63	64	1	330
Leg. Dist. 23								
	1	120	31	75	4	5	1	4
	2	230	57	149	8	7	0	9
	3	162	35	105	9	4	1	8
	4	350	68	253	11	5	0	13
	5	212	56	136	3	6	0	11
	6	139	44	84	3	3	2	3
	7	244	57	158	6	7	0	16
	8	206	42	149	3	7	0	5
	9	156	36	110	2	3	0	5
	10	200	39	149	3	3	0	6
	11	245	44	185	9	5	0	2
	12	338	85	229	5	6	0	13
	13	206	59	124	6	4	0	13
	14	182	43	122	8	5	0	4
	15	110	18	74	4	5	1	8
	16	225	55	140	13	7	1	9
	17	323	99	189	14	14	0	7
	18	296	87	172	14	12	2	9
	19	295	109	161	12	5	0	8
	20	304	72	205	4	10	0	13
	21	259	55	182	6	4	1	11
	22	215	46	147	6	5	0	11

DISTRICT ATTORNEY  
DETAIL

LEGISLATIVE DISTRICT OR TOWN	ELECTION DISTRICT	TOTAL VOTERS	ANN MARIE TADDEO	MICHAEL C. GREEN	ANN MARIE TADDEO	MICHAEL C. GREEN	SCATTER	BLANK AND VOID
			REP	DEM	CON	CPP		
Leg. Dist. 23								
	23	116	13	90	1	5	0	7
	24	257	70	152	12	6	0	17
	25	422	99	278	23	9	2	11
	26	433	103	291	13	5	0	21
	27	199	70	106	9	5	0	9
Leg. Dist. 23		6,444	1,592	4,215	211	162	11	253
Leg. Dist. 24								
	1	335	54	253	9	11	0	8
	2	257	46	192	5	5	0	9
	3	277	66	188	7	6	3	7
	4	261	76	154	12	6	0	13
	5	266	65	168	10	4	2	17
	6	176	50	102	10	8	0	6
	7	172	45	102	5	8	0	12
	8	245	64	159	7	8	2	5
	9	171	59	92	10	5	0	5
	10	290	61	203	7	2	0	17
	11	199	57	108	12	6	0	16
	12	141	44	71	3	3	0	20
	13	223	55	144	6	4	0	14
	14	254	57	172	10	4	0	11
	15	319	94	169	14	12	0	30
	16	237	50	167	8	4	0	8
	17	102	45	48	5	0	0	4
Leg. Dist. 24		3,925	988	2,492	140	96	7	202
Leg. Dist. 25								
	1	264	34	195	6	11	0	18
	2	205	9	151	6	7	0	32
	3	305	22	236	6	8	0	33
	4	60	6	40	1	1	0	12
	5	185	9	151	2	1	0	22
	6	229	51	142	6	7	0	23
	7	224	11	179	1	1	0	32
	8	259	16	205	3	6	0	29
	9	144	5	123	0	4	0	12
	10	239	21	179	5	7	0	27
	11	191	13	150	0	9	0	19
	12	288	49	200	8	12	0	19
	13	208	10	170	3	4	0	21
	14/24	299	79	197	3	10	0	10
	15	191	10	157	1	6	0	17
	16	34	12	16	2	2	0	2
	17	118	4	96	3	0	0	15
	18	260	41	179	12	8	0	20
	19	10	1	8	1	0	0	0
	20	30	6	21	1	1	0	1

DISTRICT ATTORNEY  
DETAIL

LEGISLATIVE DISTRICT OR TOWN	ELECTION DISTRICT	TOTAL VOTERS	ANN MARIE TADDEO	MICHAEL C. GREEN	ANN MARIE TADDEO	MICHAEL C. GREEN	SCATTER	BLANK AND VOID
			REP	DEM	CON	CPP		
Leg. Dist. 25								
	21	103	25	66	3	2	0	7
	22	145	19	104	4	6	0	12
	23	23	2	15	1	3	0	2
	25	211	37	131	10	12	2	19
Leg. Dist. 25		4,225	492	3,111	88	128	2	404
Leg. Dist. 26								
	1	202	57	122	10	7	0	6
	2	96	34	40	8	3	0	11
	3	181	76	81	9	3	0	12
	4	201	84	93	17	4	0	3
	5	223	75	119	14	5	1	9
	7	226	80	113	11	8	1	13
	8	233	68	134	13	3	0	15
	9	252	76	147	16	8	0	5
	10	262	81	140	17	7	0	17
	11	250	111	113	14	3	0	9
	12/13	337	96	205	12	4	0	20
	14	240	77	132	10	9	0	12
	15	241	77	130	8	10	0	16
	16	259	100	126	21	3	0	9
	17/29-18	209	68	123	7	3	1	7
Leg. Dist. 26		3,412	1,160	1,818	187	80	3	164
Leg. Dist. 27								
	1	297	48	207	15	8	0	19
	2	270	43	204	11	4	0	8
	3	281	51	206	7	8	1	8
	4	340	52	262	9	6	0	11
	5	319	44	240	3	3	0	29
	6	295	50	207	6	8	0	24
	7	292	48	200	8	13	0	23
	8	262	34	201	3	5	0	19
	9	304	28	236	3	9	0	28
	10	271	50	186	9	6	0	20
	11	318	57	221	10	6	0	24
	12	246	30	188	3	8	0	17
	13	277	21	224	5	7	0	20
	14	201	25	155	5	5	2	9
	15	238	22	185	4	4	0	23
	16	300	21	236	8	8	0	27
	17	136	26	88	5	4	0	13
	18	164	22	119	5	6	0	12
	19	282	30	212	3	13	0	24
	20	164	9	128	6	4	0	17
	21	142	14	109	2	4	0	13
	22	247	23	193	3	4	0	24
	23	183	15	144	1	5	0	18

DISTRICT ATTORNEY  
DETAIL

LEGISLATIVE DISTRICT OR TOWN	ELECTION DISTRICT	TOTAL VOTERS	ANN MARIE TADDEO	MICHAEL C. GREEN	ANN MARIE TADDEO	MICHAEL C. GREEN	SCATTER	BLANK AND VOID
			REP	DEM	CON	CPP		
Leg. Dist. 27								
	27	225	70	117	10	8	0	20
	28	213	32	146	9	4	0	22
Leg. Dist. 27		6,267	865	4,614	153	160	3	472
Leg. Dist. 28								
	1	156	47	81	7	3	0	18
	2	196	69	94	12	4	0	17
	3	115	34	57	6	3	0	15
	4	267	84	137	13	11	0	22
	5	162	60	79	10	3	0	10
	6	176	68	82	8	8	0	10
	7	280	99	142	8	9	1	21
	8	186	44	102	2	5	0	33
	9	130	61	53	6	0	0	10
	10	119	40	58	11	4	0	6
	11/25	195	74	99	6	5	0	11
	12	103	26	59	3	5	0	10
	13	163	54	81	13	4	0	11
	14	165	48	88	15	4	0	10
	15	76	26	33	8	1	0	8
	16	160	60	75	7	3	0	15
	17	67	15	37	3	5	0	7
	18	238	65	140	11	5	4	13
	19/21	167	42	93	14	6	0	12
	22	92	19	61	5	5	0	2
	23	234	71	138	11	7	0	7
	24	19	5	9	3	1	0	1
Leg. Dist. 28		3,466	1,111	1,798	182	101	5	269
Leg. Dist. 29								
	1	29	12	14	1	1	0	1
	2	57	3	40	2	1	0	11
	3	131	17	94	3	5	0	12
	4	227	72	119	7	7	0	22
	5	231	60	126	14	7	0	24
	6	159	55	84	4	12	0	4
	7	34	9	18	1	2	0	4
	8	220	61	147	3	2	0	7
	9	193	59	112	9	4	1	8
	10	213	34	145	11	2	0	21
	11	177	65	90	7	8	0	7
	12	165	29	112	7	6	0	11
	13	154	19	107	4	4	0	20
	14	192	58	112	6	5	0	11
	15	166	31	108	8	7	0	12
	16	65	12	46	0	1	0	6
	19	169	38	107	5	7	0	12
	20	287	36	202	7	13	0	29

DISTRICT ATTORNEY  
DETAIL

LEGISLATIVE DISTRICT OR TOWN	ELECTION DISTRICT	TOTAL VOTERS	ANN MARIE TADDEO	MICHAEL C. GREEN	ANN MARIE TADDEO	MICHAEL C. GREEN	SCATTER	BLANK AND VOID
			REP	DEM	CON	CPP		
Leg. Dist. 29								
	21	234	57	139	9	7	1	21
	22	123	15	84	1	7	0	16
	23	216	24	138	6	6	1	41
	24	262	62	160	13	9	0	18
	25	235	65	121	11	7	0	31
	26	137	17	96	1	8	0	15
	27	54	7	36	3	2	0	6
Leg. Dist. 29		4,130	917	2,557	143	140	3	370
CITY		43,089	9,879	27,542	1,534	1,174	47	2,913
Brighton								
	1	357	99	231	9	15	0	3
	2	223	102	100	9	7	0	5
	3	289	125	130	10	9	0	15
	4	299	75	199	10	2	0	13
	5	319	75	227	6	7	1	3
	6	447	143	271	15	7	0	11
	7	257	95	149	8	3	0	2
	8	326	116	182	10	7	1	10
	9	284	81	186	10	1	0	6
	10	343	92	234	10	2	0	5
	11	374	133	211	16	3	0	11
	12	402	99	279	15	6	0	3
	13	264	78	166	7	6	0	7
	14	164	43	107	6	1	0	7
	15	273	97	142	13	2	1	18
	16	256	114	135	5	0	0	2
	17	192	28	147	1	3	0	13
	18	313	90	205	6	4	0	8
	19	227	50	156	12	5	0	4
	20	217	49	147	9	4	1	7
	21	281	68	193	7	6	0	7
	22	349	102	232	2	7	0	6
	23	314	74	222	6	3	1	8
	24	251	105	123	8	8	0	7
	25	271	60	186	13	6	0	6
	26	266	96	144	12	7	0	7
	27	276	85	172	4	4	0	11
	28	415	126	250	7	8	0	24
	29	228	77	138	6	4	0	3
	30	491	152	296	6	12	0	25
	31	293	81	194	6	6	0	6
	32	370	118	228	6	4	0	14
	33	346	117	205	12	2	0	10
	34	294	115	142	23	6	0	8
	35	297	73	206	9	3	0	6
	36	191	68	104	4	7	0	8

DISTRICT ATTORNEY  
DETAIL

LEGISLATIVE DISTRICT OR TOWN	ELECTION DISTRICT	TOTAL VOTERS	ANN MARIE TADDEO	MICHAEL C. GREEN	ANN MARIE TADDEO	MICHAEL C. GREEN	SCATTER	BLANK AND VOID
			REP	DEM	CON	CPP		
Brighton								
	37	310	88	199	3	8	0	12
	38	389	125	240	10	8	1	5
	39	253	93	136	9	6	0	9
	40	498	139	333	6	9	0	11
	41	330	104	209	7	6	0	4
	42	109	31	71	4	0	0	3
	43	313	110	177	12	3	1	10
	44	127	40	77	3	3	0	4
	45	172	59	94	10	5	0	4
	46	144	31	101	5	3	0	4
		<u>13,404</u>	<u>4,121</u>	<u>8,276</u>	<u>387</u>	<u>238</u>	<u>7</u>	<u>375</u>
Brighton								
Chili								
	1	296	117	139	14	8	0	18
	2	378	155	171	21	9	0	22
	3/31	384	164	158	20	17	0	25
	4	247	120	90	23	4	0	10
	5	331	129	154	18	10	0	20
	6	354	150	153	20	7	0	24
	7	188	83	80	10	4	0	11
	8	313	149	108	21	13	0	22
	9	302	132	126	21	7	0	16
	10	244	126	76	25	6	0	11
	11	395	160	183	20	9	0	23
	12	463	203	194	29	12	0	25
	13	454	197	203	34	6	0	14
	14	361	159	144	38	8	0	12
	15	325	140	139	20	9	0	17
	16	410	181	176	20	9	0	24
	17	685	325	278	35	13	0	34
	18	459	202	190	30	17	0	20
	19	287	132	122	14	6	0	13
	20	448	185	197	33	9	0	24
	21	262	105	116	21	5	0	15
	22	366	147	177	14	12	0	16
	23	244	110	95	23	5	0	11
	24	395	171	155	36	11	0	22
	25	253	87	134	15	4	0	13
	26	394	181	158	28	7	0	20
	27	304	124	127	33	4	0	16
	28	268	87	138	14	8	0	21
	29	235	93	115	11	4	0	12
	30	182	77	82	15	3	0	5
		<u>10,227</u>	<u>4,391</u>	<u>4,378</u>	<u>676</u>	<u>246</u>	<u>0</u>	<u>536</u>
Chili								
Clarkson								
	1	328	176	104	29	9	0	10
	2	270	133	99	22	8	0	8



DISTRICT ATTORNEY  
DETAIL

LEGISLATIVE DISTRICT OR TOWN	ELECTION DISTRICT	TOTAL VOTERS	ANN MARIE TADDEO	MICHAEL C. GREEN	ANN MARIE TADDEO	MICHAEL C. GREEN	SCATTER	BLANK AND VOID
			REP	DEM	CON	CPP		
Clarkson								
	3	321	153	130	17	6	0	15
	4	412	210	150	32	6	0	14
	5	310	163	86	29	14	0	18
	6	242	113	89	29	6	0	5
		<u>1,883</u>	<u>948</u>	<u>658</u>	<u>158</u>	<u>49</u>	<u>0</u>	<u>70</u>
Clarkson								
East Rochester								
	1	340	145	133	24	9	0	29
	2	309	145	124	16	4	0	20
	3	309	136	136	13	9	0	15
	4	287	127	124	11	8	0	17
	5	243	100	102	17	6	0	18
	6	252	100	105	20	8	0	19
	7	289	125	131	10	8	0	15
		<u>2,029</u>	<u>878</u>	<u>855</u>	<u>111</u>	<u>52</u>	<u>0</u>	<u>133</u>
East Rochester								
Gates								
	1	193	80	80	14	9	0	10
	2	281	138	97	17	7	0	22
	3	181	74	80	17	5	0	5
	4	298	149	108	17	8	0	16
	5	383	172	156	19	11	0	25
	6	315	150	127	15	6	0	17
	7	401	193	156	32	4	0	16
	8	235	121	83	11	10	0	10
	9	335	146	133	21	11	0	24
	10	170	73	66	5	7	0	19
	11	205	80	96	14	8	0	7
	12	182	76	80	12	7	0	7
	13	307	141	123	18	5	0	20
	14	224	118	71	10	8	0	17
	15	345	163	140	25	7	0	10
	16	223	90	107	10	6	0	10
	17	240	124	85	15	6	0	10
	18	312	166	103	20	6	0	17
	19	284	123	115	19	9	0	18
	20	279	124	115	14	15	0	11
	21	275	141	101	10	8	0	15
	22	232	94	95	30	5	0	8
	23	282	109	117	22	15	0	19
	24	321	155	128	13	8	0	17
	25	292	131	128	11	10	0	12
	26	338	150	132	33	10	0	13
	27	336	143	151	21	8	0	13
	28	236	96	114	12	8	0	6
	29	266	126	105	14	8	0	13
	30	182	84	71	8	4	0	15
	31	207	97	85	13	6	0	6

DISTRICT ATTORNEY  
DETAIL

LEGISLATIVE DISTRICT OR TOWN	ELECTION DISTRICT	TOTAL VOTERS	ANN MARIE TADDEO	MICHAEL C. GREEN	ANN MARIE TADDEO	MICHAEL C. GREEN	SCATTER	BLANK AND VOID
			REP	DEM	CON	CPP		
Gates								
	32	317	136	132	23	13	0	13
	33	140	69	45	11	6	0	9
	34	207	94	84	15	6	0	8
	35	177	98	60	8	2	0	9
Gates		9,201	4,224	3,669	569	272	0	467
Greece								
	1	271	118	97	29	10	0	17
	2	299	128	131	20	3	0	17
	3	295	129	136	15	6	0	9
	4	243	99	105	23	5	0	11
	5	215	91	96	14	5	0	9
	6	206	92	80	17	4	0	13
	7	306	149	101	34	6	0	16
	8	251	125	85	19	10	0	12
	9	243	101	99	15	12	0	16
	10	233	103	93	19	8	0	10
	11	145	66	59	9	3	0	8
	12	200	95	83	8	6	3	5
	13	273	112	118	24	6	0	13
	14	214	82	105	15	5	0	7
	15	241	111	86	23	7	0	14
	16	190	73	85	16	7	0	9
	17	333	164	121	24	10	0	14
	18	323	129	157	21	11	0	5
	19	231	107	89	9	8	0	18
	20	240	97	106	21	2	0	14
	21	251	125	92	11	6	0	17
	22	213	84	96	16	6	0	11
	23	402	182	158	15	14	0	33
	24	469	213	202	30	11	0	13
	25	263	97	121	16	12	0	17
	26	250	104	108	13	10	0	15
	27	413	177	174	29	13	0	20
	28	312	138	132	25	8	0	9
	29	311	123	151	24	6	0	7
	30	209	97	84	13	3	0	12
	31	280	124	129	10	6	0	11
	32	289	128	112	25	9	0	15
	33	411	198	158	30	4	0	21
	34	320	154	126	19	8	0	13
	35	239	111	97	21	3	0	7
	36	334	142	140	21	14	0	17
	37	231	92	92	27	10	0	10
	38	345	164	143	20	6	0	12
	39	196	99	70	13	6	0	8
	40	248	131	95	11	3	0	8
	41	339	146	138	29	6	0	20

DISTRICT ATTORNEY  
DETAIL

LEGISLATIVE DISTRICT OR TOWN	ELECTION DISTRICT	TOTAL VOTERS	ANN MARIE TADDEO	MICHAEL C. GREEN	ANN MARIE TADDEO	MICHAEL C. GREEN	SCATTER	BLANK AND VOID
			REP	DEM	CON	CPP		
Greece								
	42	263	112	121	17	1	0	12
	43	391	181	147	30	17	0	16
	44	352	184	133	20	3	0	12
	45	391	196	143	33	9	0	10
	46	207	102	66	16	5	0	18
	47	312	143	129	22	6	0	12
	48	236	124	87	10	5	0	10
	49	248	108	112	13	7	0	8
	50	292	132	124	16	9	0	11
	51	206	95	85	11	7	0	8
	52	376	173	153	28	10	0	12
	53	207	89	94	14	4	0	6
	54	283	133	116	17	9	0	8
	55	270	128	92	29	5	0	16
	56	397	173	166	29	9	1	19
	57	325	157	125	17	7	0	19
	58	349	141	160	26	8	0	14
	59	214	85	94	15	9	1	10
	60	263	107	117	22	7	0	10
	61	292	143	108	20	11	0	10
	62	352	170	134	24	4	1	19
	63	334	142	140	26	10	1	15
	64	252	112	103	14	7	0	16
	65	327	175	123	9	7	0	13
	66	201	95	82	17	3	0	4
	67	255	115	109	19	4	0	8
	68	393	179	158	31	13	0	12
	69	225	91	114	10	4	0	6
	70	310	143	121	18	8	0	20
	71	369	166	150	26	11	2	14
	72	342	154	146	25	9	0	8
	73	194	93	77	10	2	3	9
	74	206	83	102	10	4	0	7
	75	252	128	93	11	5	0	15
	76	235	123	75	19	9	0	9
	77	359	171	149	19	9	0	11
	78	247	114	97	18	2	0	16
	79	347	167	127	24	11	0	18
	80	352	168	129	30	7	0	18
	81	243	129	90	16	2	0	6
	82	215	84	105	12	2	0	12
	83	223	117	81	15	3	0	7
	84	343	155	147	23	6	0	12
	85	356	155	142	25	12	0	22
	86	413	203	166	20	9	1	14
	87	271	135	102	21	7	0	6
	88	291	137	116	20	10	0	8

DISTRICT ATTORNEY  
DETAIL

LEGISLATIVE DISTRICT OR TOWN	ELECTION DISTRICT	TOTAL VOTERS	ANN MARIE TADDEO	MICHAEL C. GREEN	ANN MARIE TADDEO	MICHAEL C. GREEN	SCATTER	BLANK AND VOID
			REP	DEM	CON	CPP		
Greece								
	89	260	141	85	20	6	0	8
	90	326	152	123	28	6	0	17
	91	435	225	170	20	5	0	15
	92	474	215	208	19	15	0	17
	93	356	154	159	18	13	1	11
	94	270	108	120	22	12	0	8
	95	200	78	98	8	5	0	11
	96	353	169	130	24	12	0	18
	97	405	201	151	25	6	0	22
	98	382	179	153	22	9	0	19
	99	322	154	114	24	10	0	20
	100	324	165	115	24	6	0	14
	101	221	99	88	15	6	0	13
	102	391	179	132	38	15	0	27
	103	352	167	132	32	10	0	11
	104	371	149	175	23	8	0	16
	105	233	116	91	13	7	0	6
	106	247	117	85	17	16	0	12
		30,980	14,178	12,529	2,102	793	14	1,364
Greece Hamlin								
	1	277	137	94	29	5	0	12
	2	367	202	115	21	6	0	23
	3	238	116	81	26	1	0	14
	4	227	110	81	21	6	0	9
	5	272	135	79	28	12	0	18
	6	200	91	77	13	7	0	12
	7/11	473	245	148	32	19	1	28
	8	251	129	81	16	6	0	19
	9	217	113	71	20	2	0	11
	10	367	189	119	30	10	0	19
		2,889	1,467	946	236	74	1	165
Hamlin Henrietta								
	1	396	176	173	23	12	1	11
	2	250	102	111	19	4	0	14
	3	182	79	86	9	2	0	6
	4	266	94	140	14	6	0	12
	5	318	122	148	19	9	0	20
	6	341	148	140	23	5	0	25
	7	301	110	163	15	6	0	7
	8	322	131	147	16	9	0	19
	9	259	105	106	24	9	0	15
	10	304	113	126	23	14	0	28
	11	271	106	125	19	5	0	16
	12	321	122	159	23	5	0	12
	13	338	114	170	28	7	1	18
	14	237	107	96	15	4	0	15

DISTRICT ATTORNEY  
DETAIL

LEGISLATIVE DISTRICT OR TOWN	ELECTION DISTRICT	TOTAL VOTERS	ANN MARIE TADDEO	MICHAEL C. GREEN	ANN MARIE TADDEO	MICHAEL C. GREEN	SCATTER	BLANK AND VOID
			REP	DEM	CON	CPP		
Henrietta								
	15	303	115	132	21	15	0	20
	16	220	92	96	13	8	0	11
	17	370	125	193	22	11	0	19
	18	357	146	167	19	3	0	22
	19	269	103	121	29	5	0	11
	20	537	221	232	39	20	0	25
	21	255	112	114	17	1	0	11
	22	439	188	211	20	10	0	10
	23	249	113	100	17	6	0	13
	24	269	114	129	13	2	0	11
	25	337	114	180	12	11	0	20
	26	390	150	192	30	2	0	16
	27	413	158	189	28	9	0	29
	28	354	171	144	24	7	0	8
	29	358	155	166	14	6	0	17
	30	475	200	214	26	13	0	22
	31	194	63	97	13	7	0	14
	32	368	131	193	20	6	0	18
	33	242	105	106	8	7	0	16
	34	188	76	83	11	7	0	11
Henrietta		10,693	4,281	4,949	666	253	2	542
Irondequoit								
	1	355	153	158	22	4	0	18
	2	273	103	143	8	8	0	11
	3	353	130	163	25	15	0	20
	4	277	126	124	14	6	0	7
	5	289	128	128	19	6	0	8
	6	442	139	263	13	13	0	14
	7	442	163	232	20	15	0	12
	8	338	148	148	19	10	0	13
	9	337	150	143	17	5	0	22
	10	325	125	160	19	9	0	12
	11	172	71	86	5	4	0	6
	12	255	90	126	21	7	0	11
	13	412	138	238	19	10	0	7
	14	380	151	175	26	8	0	20
	15	389	151	191	28	4	0	15
	16	376	135	207	16	7	0	11
	17	213	67	119	7	7	0	13
	18/72	374	170	167	14	6	0	17
	19	308	115	161	14	6	0	12
	20	296	121	150	6	5	0	14
	21	319	105	183	9	8	0	14
	22	328	117	164	22	7	0	18
	23	279	119	132	11	6	0	11
	24	277	97	142	22	10	0	6
	25	274	108	129	18	9	0	10



DISTRICT ATTORNEY  
DETAIL

LEGISLATIVE DISTRICT OR TOWN	ELECTION DISTRICT	TOTAL VOTERS	ANN MARIE TADDEO	MICHAEL C. GREEN	ANN MARIE TADDEO	MICHAEL C. GREEN	SCATTER	BLANK AND VOID
			REP	DEM	CON	CPP		
Mendon								
	1	485	199	238	24	13	0	11
	2	381	145	188	19	7	0	22
	3	475	226	206	27	6	0	10
	4	361	124	204	15	8	0	10
	5	432	184	203	29	5	0	11
	6	410	163	192	24	15	0	16
	7	451	195	211	25	6	0	14
	8	183	95	69	11	4	0	4
	9	382	152	186	21	11	0	12
Mendon		3,560	1,483	1,697	195	75	0	110
Ogden								
	1	341	147	149	23	4	0	18
	2	361	183	129	32	5	0	12
	3	429	241	140	20	10	0	18
	4	308	166	109	25	3	0	5
	5	352	156	137	32	12	0	15
	6	384	191	134	24	11	0	24
	7	185	96	55	19	3	0	12
	8	308	145	123	27	2	0	11
	9	354	157	139	35	7	0	16
	10	291	131	108	31	10	0	11
	11	308	158	107	31	4	0	8
	12	309	154	111	26	5	0	13
	13	328	147	123	25	16	0	17
	14	290	138	110	25	6	0	11
	15	412	183	160	28	17	0	24
	16	195	113	49	19	5	0	9
	17	260	134	91	21	5	0	9
	18	341	167	120	33	9	0	12
	19	349	175	123	33	8	0	10
	20	398	200	126	51	6	0	15
Ogden		6,503	3,182	2,343	560	148	0	270
Parma								
	1	353	192	118	21	5	0	17
	2	428	204	150	34	17	0	23
	3	280	139	92	25	10	0	14
	4	365	182	125	32	6	0	20
	5	287	137	109	20	6	0	15
	6	176	97	52	15	4	0	8
	7	351	153	136	33	11	0	18
	8	383	172	170	25	9	0	7
	9	371	178	138	27	11	0	17
	10	373	183	141	27	8	0	14
	11	366	171	140	25	15	0	15
	12	357	171	144	20	7	0	15
	13	430	207	166	24	9	0	24





DISTRICT ATTORNEY  
DETAIL

LEGISLATIVE DISTRICT OR TOWN	ELECTION DISTRICT	TOTAL VOTERS	ANN MARIE TADDEO	MICHAEL C. GREEN	ANN MARIE TADDEO	MICHAEL C. GREEN	SCATTER	BLANK AND VOID
			REP	DEM	CON	CPP		
Perinton								
	1	438	201	185	30	9	0	13
	2	406	195	181	18	5	0	7
	3	328	144	157	12	8	0	7
	4	276	118	125	18	5	0	10
	5	164	68	70	12	3	0	11
	6	302	121	150	16	4	0	11
	7	373	140	196	14	13	0	10
	8	342	148	159	22	7	0	6
	9	485	249	194	18	12	0	12
	10	379	167	172	22	8	2	8
	11	258	115	126	8	2	0	7
	12	335	120	177	19	9	0	10
	13	307	151	118	18	9	1	10
	14	348	162	149	26	2	0	9
	15	282	122	131	17	4	0	8
	16	292	118	144	16	4	0	10
	17	372	165	175	14	9	0	9
	18	301	118	156	17	1	0	9
	19	309	159	121	21	4	0	4
	20	341	172	142	20	3	2	2
	21	330	153	132	26	6	0	13
	22	243	117	102	13	7	0	4
	23	359	187	137	23	6	0	6
	24	530	241	228	33	5	1	22
	25	256	91	139	12	6	0	8
	26	385	173	172	22	9	0	9
	27	289	133	132	12	6	0	6
	28	299	125	152	15	6	0	1
	29	227	107	95	17	5	0	3
	30	313	138	140	23	7	0	5
	31	419	204	182	19	7	0	7
	32	277	107	137	21	6	0	6
	33	381	197	161	9	2	0	12
	34	365	182	149	21	4	0	9
	35	276	123	133	12	2	0	6
	36	180	77	85	12	4	0	2
	37	334	151	140	28	9	0	6
	38	420	184	188	17	9	0	22
	39	350	153	148	27	11	0	11
	40	267	102	140	17	2	0	6
	41	228	109	92	17	7	0	3
	42	264	118	121	12	5	0	8
	43	466	212	200	30	12	1	11
	44	259	116	123	11	3	0	6
	45	556	279	220	29	14	0	14
	46	196	61	107	18	7	0	3
	47	370	186	142	23	6	0	13



DISTRICT ATTORNEY  
DETAIL

LEGISLATIVE DISTRICT OR TOWN	ELECTION DISTRICT	TOTAL VOTERS	ANN MARIE TADDEO	MICHAEL C. GREEN	ANN MARIE TADDEO	MICHAEL C. GREEN	SCATTER	BLANK AND VOID
			REP	DEM	CON	CPP		
Riga								
	1	409	197	145	32	17	0	18
	2	366	198	112	38	4	0	14
	3	313	155	117	27	5	0	9
	4	351	161	143	26	9	0	12
	5	309	161	104	20	15	1	8
	6	317	168	92	34	11	0	12
Riga		2,065	1,040	713	177	61	1	73
Rush								
	1	391	176	164	27	7	1	16
	2	293	135	128	16	4	0	10
	3	415	174	209	16	10	0	6
	4	396	187	160	31	8	0	10
Rush		1,495	672	661	90	29	1	42
Sweden								
	1	326	134	135	25	8	0	24
	2	185	67	86	17	5	0	10
	3	413	170	197	14	11	1	20
	4	447	188	189	40	7	0	23
	5	132	52	66	10	1	0	3
	6	331	147	132	19	7	0	26
	7	402	159	190	25	7	0	21
	8	291	150	89	19	10	0	23
	9	211	101	86	9	7	1	7
	10	424	200	151	36	6	0	31
	11	115	39	50	9	4	0	13
	12	274	144	91	20	2	0	17
Sweden		3,551	1,551	1,462	243	75	2	218
Webster								
	1	390	170	166	32	8	0	14
	2	324	169	114	17	7	0	17
	3	318	160	124	17	11	0	6
	4	194	81	92	11	4	0	6
	5	362	143	169	28	8	0	14
	6	361	163	147	24	14	0	13
	7	408	186	173	22	9	0	18
	8	368	160	156	21	10	0	21
	9	450	241	153	35	4	0	17
	10	434	215	177	25	4	0	13
	11	321	147	131	21	10	0	12
	12	432	172	201	30	8	0	21
	13	334	153	143	19	8	0	11
	14	333	160	137	22	2	0	12
	15	250	110	109	17	6	0	8
	16	355	137	161	23	6	0	28
	17	275	135	98	22	6	0	14
	18	285	135	120	14	6	0	10

DISTRICT ATTORNEY  
DETAIL

LEGISLATIVE DISTRICT OR TOWN	ELECTION DISTRICT	TOTAL VOTERS	ANN MARIE TADDEO	MICHAEL C. GREEN	ANN MARIE TADDEO	MICHAEL C. GREEN	SCATTER	BLANK AND VOID
			REP	DEM	CON	CPP		
Webster								
	19	438	213	182	26	6	0	11
	20	380	181	147	27	6	0	19
	21	455	204	206	20	7	0	18
	22	398	189	153	20	7	0	29
	23	334	148	145	23	7	0	11
	24	522	252	209	40	8	0	13
	25	295	130	138	17	2	0	8
	26	321	151	137	18	4	0	11
	27	277	135	105	22	5	0	10
	28	310	135	144	10	9	0	12
	29	300	128	143	18	4	0	7
	30	230	93	92	13	17	0	15
	31	324	160	124	20	7	0	13
	32	354	172	137	27	4	0	14
	33	378	159	175	24	6	0	14
	34	198	88	83	13	6	0	8
	35	242	111	109	12	5	0	5
	36	308	154	115	21	4	0	14
	37	428	199	190	22	8	0	9
	38	470	227	195	28	7	0	13
	39	321	153	145	12	4	0	7
	40	432	213	176	21	3	0	19
	41	294	136	130	16	4	0	8
	42	325	133	158	21	2	0	11
	43	226	110	93	9	9	0	5
Webster		14,754	6,811	6,202	900	282	0	559
Wheatland								
	1	394	162	181	26	11	0	14
	2	346	153	142	24	11	0	16
	3	411	173	187	25	13	0	13
	4	311	130	139	24	5	0	13
	5	353	184	113	31	13	0	12
Wheatland		1,815	802	762	130	53	0	68
TOWNS		182,955	79,001	81,372	10,973	4,199	50	7,360
GRAND TOTAL:		226,044	88,880	108,914	12,507	5,373	97	10,273

COUNTY LEGISLATOR  
19TH DISTRICT  
2 YEAR TERM

LEGISLATIVE DISTRICT OR TOWN	ELECTION DISTRICT	TOTAL VOTERS	JEFFERY	JEFFERY	JEFFERY	SCATTER	BLANK AND VOID
			L. MCCANN REP	L. MCCANN IND	L. MCCANN CON		
Greece	3	295	158	26	20	0	91
	14	214	101	15	15	0	83
	17	333	185	28	25	0	95
	18	323	166	26	29	0	102
	24	469	250	34	37	0	148
	27	413	209	29	33	0	142
	29	311	159	31	30	0	91
	32	289	141	27	21	0	100
	33	411	232	26	36	0	117
	37	231	114	12	34	0	71
	39	196	110	13	18	0	55
	51	206	118	19	14	0	55
	52	376	199	27	33	0	117
	57	325	160	28	18	0	119
	59	214	96	22	16	0	80
	61	292	143	25	21	0	103
	65	327	187	21	10	0	109
	66	201	112	11	12	0	66
	67	255	140	25	20	0	70
	68	393	201	31	40	0	121
	69	225	109	24	16	0	76
	73	194	94	18	12	0	70
	77	359	181	21	25	0	132
	81	243	125	21	18	0	79
	83	223	131	14	13	0	65
	87	271	156	18	19	0	78
	92	474	243	41	28	0	162
	94	270	132	25	20	0	93
	100	324	184	25	26	0	89
GRAND TOTAL:		<u>8,657</u>	<u>4,536</u>	<u>683</u>	<u>659</u>	<u>0</u>	<u>2,779</u>

CITY COURT JUDGE  
(VOTE FOR TWO)  
SUMMARY

LEGISLATIVE DISTRICT OR TOWN	TOTAL VOTERS	MARJORIE L. BYRNES	JOHN R. SCHWARTZ	JACK ELLIOTT	MARJORIE L. BYRNES	MARJORIE L. BYRNES	JOHN R. SCHWARTZ	JACK ELLIOTT	SCATTER	BLANK AND VOID
		REP	DEM	DEM	IND	CON	WOR	WOR		
Leg. Dist. 06	3,276	770	523	498	116	116	49	38	1	1,165
Leg. Dist. 07	1,702	295	371	294	84	38	31	26	0	563
Leg. Dist. 21	11,492	1,309	3,178	3,187	285	170	192	210	0	2,961
Leg. Dist. 22	5,970	265	2,060	2,031	79	46	66	51	0	1,372
Leg. Dist. 23	12,888	1,694	3,600	3,482	366	206	276	300	4	2,960
Leg. Dist. 24	7,850	981	2,098	2,062	213	131	220	219	2	1,924
Leg. Dist. 25	8,450	466	2,785	2,741	176	78	135	142	2	1,925
Leg. Dist. 26	6,824	1,115	1,536	1,461	174	184	139	133	2	2,080
Leg. Dist. 27	12,534	813	4,194	4,100	238	138	238	215	1	2,597
Leg. Dist. 28	6,932	870	1,716	1,588	186	142	110	103	2	2,215
Leg. Dist. 29	8,260	759	2,354	2,308	152	113	121	118	1	2,334
<b>GRAND TOTAL:</b>	<b>86,178</b>	<b>9,337</b>	<b>24,415</b>	<b>23,752</b>	<b>2,069</b>	<b>1,362</b>	<b>1,577</b>	<b>1,555</b>	<b>15</b>	<b>22,096</b>

CITY COURT JUDGE  
(VOTE FOR TWO)  
DETAIL

LEGISLATIVE DISTRICT OR TOWN	ELECTION DISTRICT	TOTAL VOTERS	MARJORIE L. BYRNES	JOHN R. SCHWARTZ	JACK ELLIOTT	MARJORIE L. BYRNES	MARJORIE L. BYRNES	JOHN R. SCHWARTZ	JACK ELLIOTT	SCATTER	BLANK AND VOID
			REP	DEM	DEM	IND	CON	WOR	WOR		
Leg. Dist. 06											
	1	842	185	154	134	27	35	9	7	0	291
	2	360	94	57	59	13	13	5	4	0	115
	3	498	130	53	54	13	17	3	9	1	218
	4	566	133	86	94	23	19	13	9	0	189
	5	516	118	96	86	15	15	6	1	0	179
	6	494	110	77	71	25	17	13	8	0	173
Leg. Dist. 06		3,276	770	523	498	116	116	49	38	1	1,165
Leg. Dist. 07											
	1	722	128	158	116	38	22	15	7	0	238
	2	562	82	131	102	25	9	11	7	0	195
	3	418	85	82	76	21	7	5	12	0	130
Leg. Dist. 07		1,702	295	371	294	84	38	31	26	0	563
Leg. Dist. 21											
	1	554	84	147	136	9	14	12	9	0	143
	2	474	61	145	136	17	4	5	5	0	101
	3	270	29	68	66	7	9	4	7	0	80
	4	330	29	86	95	7	4	3	0	0	106
	5 /16	632	88	155	156	21	12	14	10	0	176
	6	352	37	97	97	13	2	10	9	0	87
	7	732	112	166	178	15	9	12	16	0	224
	8 /28	194	12	47	46	3	7	6	6	0	67
	9	434	55	119	123	14	7	7	8	0	101
	10	632	93	191	177	14	2	7	10	0	138
	11	268	22	84	79	2	3	1	1	0	76
	12	576	78	131	156	21	12	9	17	0	152
	13	220	17	63	65	8	3	11	11	0	42
	14	644	76	162	169	21	10	18	21	0	167
	15	592	82	153	149	15	14	5	5	0	169
	17	470	54	123	123	8	9	10	6	0	137
	18	398	37	118	122	9	3	5	7	0	97
	19	164	15	49	48	1	0	2	3	0	46

CITY COURT JUDGE  
(VOTE FOR TWO)  
DETAIL

LEGISLATIVE DISTRICT OR TOWN	ELECTION DISTRICT	TOTAL VOTERS	MARJORIE L. BYRNES	JOHN R. SCHWARTZ	JACK ELLIOTT	MARJORIE L. BYRNES	MARJORIE L. BYRNES	JOHN R. SCHWARTZ	JACK ELLIOTT	SCATTER	BLANK AND VOID
			REP	DEM	DEM	IND	CON	WOR	WOR		
Leg. Dist. 21											
	20	256	36	68	71	5	6	2	2	0	66
	21	416	41	116	112	7	6	8	10	0	116
	22	408	26	132	127	9	6	2	8	0	98
	23 /32	328	34	96	92	9	6	3	3	0	85
	24	524	72	141	132	18	5	12	14	0	130
	25	394	27	120	118	7	8	9	8	0	97
	26	374	14	132	133	7	5	6	5	0	72
	27	270	12	99	99	2	0	2	0	0	56
	29	190	19	63	65	2	2	1	0	0	38
	30	30	6	8	8	0	0	1	0	0	7
	31 /34	182	11	61	65	6	0	2	3	0	34
	33	184	30	38	44	8	2	3	6	0	53
Leg. Dist. 21		11,492	1,309	3,178	3,187	285	170	192	210	0	2,961
Leg. Dist. 22											
	1 /29-17	444	39	149	149	5	6	1	2	0	93
	2	136	5	40	44	4	1	1	0	0	41
	3	306	11	100	98	9	5	3	1	0	79
	4	154	8	54	54	2	0	1	2	0	33
	5	316	13	107	104	5	2	4	2	0	79
	6	318	9	112	107	4	0	3	3	0	80
	7	180	1	69	70	1	0	3	1	0	35
	8	306	23	91	100	6	1	5	4	0	76
	9	244	6	81	80	3	2	2	2	0	68
	10	282	8	107	104	2	3	7	1	0	50
	11	282	11	102	93	2	2	6	5	0	61
	12	202	5	75	73	1	1	3	3	0	41
	13	136	2	53	53	1	0	1	0	0	26
	14	330	19	109	105	5	2	4	4	0	82
	15	334	5	130	131	2	1	4	4	0	57
	16	144	7	46	45	3	1	2	1	0	39
	17	128	3	46	44	4	7	0	0	0	24
	18	174	3	65	63	0	1	1	0	0	41



CITY COURT JUDGE  
(VOTE FOR TWO)  
DETAIL

LEGISLATIVE DISTRICT OR TOWN	ELECTION DISTRICT	TOTAL VOTERS	MARJORIE	JOHN	JACK	MARJORIE	MARJORIE	JOHN	JACK	SCATTER	BLANK AND VOID
			L. BYRNES	R. SCHWARTZ	ELLIOTT	L. BYRNES	L. BYRNES	R. SCHWARTZ	ELLIOTT		
			REP	DEM	DEM	IND	CON	WOR	WOR		
Leg. Dist. 22	19	256	14	90	92	5	0	2	1	0	52
	20	302	16	102	105	6	3	3	4	0	63
	21	260	12	92	84	1	1	4	5	0	61
	22	362	20	117	110	5	4	2	4	0	100
	23	242	6	84	87	2	2	3	1	0	57
	24	132	19	39	36	1	1	1	1	0	34
Leg. Dist. 22		5,970	265	2,060	2,031	79	46	66	51	0	1,372
Leg. Dist. 23	1	240	32	74	65	4	5	3	2	0	55
	2	460	46	127	125	12	3	14	14	0	119
	3	324	43	79	87	5	3	9	10	0	88
	4	700	90	209	204	20	7	16	18	1	135
	5	424	55	121	115	14	2	16	14	0	87
	6	278	39	72	83	4	2	4	5	0	69
	7	488	49	141	131	22	5	21	20	0	99
	8	412	51	124	110	18	7	13	15	0	74
	9	312	48	86	90	11	2	4	5	0	66
	10	400	45	126	117	11	4	8	9	0	80
	11	490	55	147	138	16	10	10	14	0	100
	12	676	88	196	191	18	2	10	11	0	160
	13	412	62	99	117	8	5	9	12	0	100
	14	364	49	100	93	11	7	7	7	0	90
	15	220	19	71	62	7	3	5	8	1	44
	16	450	52	123	126	12	14	7	8	0	108
	17	646	96	151	162	23	17	13	17	0	167
	18	592	87	138	136	17	12	17	20	0	165
	19	590	107	130	133	12	13	11	9	0	175
	20	608	70	177	182	18	7	17	14	0	123
	21	518	64	164	135	14	6	9	12	0	114
	22	430	46	139	125	11	11	10	10	0	78
	23	232	13	80	79	8	4	6	4	0	38
	24	514	61	135	145	8	9	4	7	0	145

CITY COURT JUDGE  
(VOTE FOR TWO)  
DETAIL

LEGISLATIVE DISTRICT OR TOWN	ELECTION DISTRICT	TOTAL VOTERS	MARJORIE L. BYRNES	JOHN R. SCHWARTZ	JACK ELLIOTT	MARJORIE L. BYRNES	MARJORIE L. BYRNES	JOHN R. SCHWARTZ	JACK ELLIOTT	SCATTER	BLANK AND VOID
			REP	DEM	DEM	IND	CON	WOR	WOR		
Leg. Dist. 23											
	25	844	115	247	221	28	20	13	13	2	185
	26	866	140	253	229	25	15	8	9	0	187
	27	398	72	91	81	9	11	12	13	0	109
Leg. Dist. 23		12,888	1,694	3,600	3,482	366	206	276	300	4	2,960
Leg. Dist. 24											
	1	670	54	212	213	23	9	28	24	0	107
	2	514	51	161	164	10	8	10	11	0	99
	3	554	72	159	147	19	7	7	14	0	129
	4	522	76	121	126	16	9	16	16	0	142
	5	532	68	150	135	13	11	12	12	1	130
	6	352	60	90	80	11	9	8	9	0	85
	7	344	48	76	82	9	9	10	10	0	100
	8	490	74	131	127	15	6	13	12	0	112
	9	342	52	77	68	11	11	12	10	0	101
	10	580	60	152	145	23	4	26	29	0	141
	11	398	49	102	97	7	9	8	6	0	120
	12	282	41	62	56	3	2	2	1	0	115
	13	446	53	114	126	13	7	16	14	0	103
	14	508	52	141	149	12	7	22	20	1	104
	15	638	76	157	157	17	10	20	19	0	182
	16	474	58	144	145	9	10	10	11	0	87
	17	204	37	49	45	2	3	0	1	0	67
Leg. Dist. 24		7,850	981	2,098	2,062	213	131	220	219	2	1,924
Leg. Dist. 25											
	1	528	50	154	135	22	8	12	9	0	138
	2	410	7	139	137	8	1	6	6	0	106
	3	610	17	213	210	13	7	8	5	0	137
	4	120	5	35	32	2	1	2	3	0	40
	5	370	9	143	140	2	3	3	2	0	68
	6	458	44	122	127	9	7	11	11	0	127
	7	448	6	158	158	4	0	4	4	0	114

CITY COURT JUDGE  
(VOTE FOR TWO)  
DETAIL

LEGISLATIVE DISTRICT OR TOWN	ELECTION DISTRICT	TOTAL VOTERS	MARJORIE L. BYRNES	JOHN R. SCHWARTZ	JACK ELLIOTT	MARJORIE L. BYRNES	MARJORIE L. BYRNES	JOHN R. SCHWARTZ	JACK ELLIOTT	SCATTER	BLANK AND VOID
			REP	DEM	DEM	IND	CON	WOR	WOR		
Leg. Dist. 25											
	8	518	17	190	191	5	2	3	5	0	105
	9	288	6	116	117	2	0	4	2	0	41
	10	478	26	172	165	13	4	7	6	0	85
	11	382	6	140	143	6	3	1	3	0	80
	12	576	53	173	165	15	8	20	26	0	116
	13	416	3	159	158	13	3	6	6	0	68
	14 /24	598	77	177	168	15	5	12	15	0	129
	15	382	7	140	144	2	1	1	3	0	84
	16	68	10	16	16	1	1	0	0	0	24
	17	236	3	83	84	4	0	1	1	0	60
	18	520	37	150	145	13	14	16	16	0	129
	19	20	3	5	6	1	1	0	0	0	4
	20	60	7	16	16	3	1	2	2	0	13
	21	206	20	65	64	3	1	3	4	0	46
	22	290	18	90	93	9	2	6	5	0	67
	23	46	4	12	11	1	0	3	3	0	12
	25	422	31	117	116	10	5	4	5	2	132
Leg. Dist. 25		8,450	466	2,785	2,741	176	78	135	142	2	1,925
Leg. Dist. 26											
	1	404	54	108	103	11	6	8	7	0	107
	2	192	23	45	38	3	6	5	5	0	67
	3	362	66	68	66	17	8	5	5	0	127
	4	402	93	64	62	14	18	6	8	0	137
	5	446	94	89	91	10	15	8	4	2	133
	7	452	80	87	85	16	10	12	9	0	153
	8	466	57	119	110	13	9	7	6	0	145
	9	504	75	129	121	13	21	7	15	0	123
	10	524	87	102	105	16	20	8	10	0	176
	11	500	108	91	84	5	9	9	8	0	186
	12 /13	674	91	196	175	14	10	20	21	0	147
	14	480	73	89	109	11	13	15	11	0	159
	15	482	65	126	113	12	11	12	11	0	132



CITY COURT JUDGE  
(VOTE FOR TWO)  
DETAIL

LEGISLATIVE DISTRICT OR TOWN	ELECTION DISTRICT	TOTAL VOTERS	MARJORIE	JOHN	JACK	MARJORIE	MARJORIE	JOHN	JACK	SCATTER	BLANK AND VOID
			L. BYRNES REP	R. SCHWARTZ DEM	ELLIOTT DEM	L. BYRNES IND	L. BYRNES CON	R. SCHWARTZ WOR	ELLIOTT WOR		
Leg. Dist. 28	1	312	31	85	75	4	5	6	6	0	100
	2	392	49	105	103	7	8	4	3	0	113
	3	230	19	55	51	11	4	4	2	0	84
	4	534	69	116	115	18	12	8	11	0	185
	5	324	54	66	61	12	10	4	5	0	112
	6	352	44	91	77	7	4	4	1	0	124
	7	560	83	133	122	8	6	8	6	0	194
	8	372	45	80	82	15	1	7	6	0	136
	9	260	39	54	44	5	8	7	4	0	99
	10	238	29	56	52	6	8	5	5	0	77
	11 /25	390	53	99	85	10	6	4	7	0	126
	12	206	26	52	61	5	2	3	3	0	54
	13	326	39	78	82	6	12	4	2	0	103
	14	330	39	91	91	9	10	4	5	0	81
	15	152	22	30	24	6	7	3	3	0	57
	16	320	40	84	64	11	9	1	4	0	107
	17	134	13	32	32	4	1	4	3	0	45
	18	476	66	121	103	16	9	12	12	2	135
	19 /21	334	44	87	69	8	10	5	3	0	108
	22	184	11	57	63	4	4	4	4	0	37
	23	468	50	135	126	9	5	7	7	0	129
	24	38	5	9	6	5	1	2	1	0	9
Leg. Dist. 28		6,932	870	1,716	1,588	186	142	110	103	2	2,215
Leg. Dist. 29	1	58	6	15	15	0	1	1	1	0	19
	2	114	4	38	37	2	1	1	2	0	29
	3	262	19	75	82	3	4	3	2	0	74
	4	454	53	113	112	9	7	12	6	0	142
	5	462	52	124	129	10	8	6	8	0	125
	6	318	42	80	77	5	2	6	2	0	104
	7	68	4	20	17	2	1	2	1	0	21
	8	440	61	124	123	8	4	5	5	0	110

CITY COURT JUDGE  
(VOTE FOR TWO)  
DETAIL

LEGISLATIVE DISTRICT OR TOWN	ELECTION DISTRICT	TOTAL VOTERS	MARJORIE L. BYRNES	JOHN R. SCHWARTZ	JACK ELLIOTT	MARJORIE L. BYRNES	MARJORIE L. BYRNES	JOHN R. SCHWARTZ	JACK ELLIOTT	SCATTER	BLANK AND VOID
			REP	DEM	DEM	IND	CON	WOR	WOR		
Leg. Dist. 29	9	386	39	102	98	3	6	6	6	0	126
	10	426	24	134	130	8	7	4	3	0	116
	11	354	45	90	91	8	7	5	3	0	105
	12	330	22	101	97	9	3	6	5	0	87
	13	308	12	96	97	3	5	5	4	0	86
	14	384	55	104	101	7	8	7	6	0	96
	15	332	30	98	88	8	6	4	8	0	90
	16	130	8	44	42	2	1	0	3	0	30
	19	338	36	98	96	5	4	2	4	0	93
	20	574	29	194	192	7	4	7	5	0	136
	21	468	49	126	124	6	12	12	9	0	130
	22	246	14	74	76	7	0	2	8	0	65
	23	432	17	123	119	12	2	3	4	1	151
	24	524	55	145	143	10	8	8	11	0	144
	25	470	62	108	97	6	8	6	5	0	178
	26	274	16	93	91	6	2	4	4	0	58
	27	108	5	35	34	6	2	4	3	0	19
Leg. Dist. 29		<u>8,260</u>	<u>759</u>	<u>2,354</u>	<u>2,308</u>	<u>152</u>	<u>113</u>	<u>121</u>	<u>118</u>	<u>1</u>	<u>2,334</u>
GRAND TOTAL:		<u>86,178</u>	<u>9,337</u>	<u>24,415</u>	<u>23,752</u>	<u>2,069</u>	<u>1,362</u>	<u>1,577</u>	<u>1,555</u>	<u>15</u>	<u>22,096</u>

ROCHESTER CITY COUNCIL - AT LARGE  
(2 YEAR TERM)  
SUMMARY

LEGISLATIVE DISTRICT OR TOWN	TOTAL VOTERS	WILLIAM F. PRITCHARD		BLANK AND VOID
		DEM	SCATTER	
Leg. Dist. 06	1,638	590	0	1,048
Leg. Dist. 07	851	323	0	528
Leg. Dist. 21	5,746	3,273	2	2,471
Leg. Dist. 22	2,985	1,999	0	986
Leg. Dist. 23	6,444	3,674	5	2,765
Leg. Dist. 24	3,925	2,212	1	1,712
Leg. Dist. 25	4,225	2,784	1	1,440
Leg. Dist. 26	3,412	1,538	1	1,873
Leg. Dist. 27	6,267	4,141	1	2,125
Leg. Dist. 28	3,466	1,626	1	1,839
Leg. Dist. 29	4,130	2,308	0	1,822
GRAND TOTAL:	43,089	24,468	12	18,609

ROCHESTER CITY COUNCIL - AT LARGE  
(2 YEAR TERM)  
DETAIL

LEGISLATIVE DISTRICT OR TOWN	ELECTION DISTRICT	TOTAL VOTERS	WILLIAM F. PRITCHARD		BLANK AND VOID
			DEM	SCATTER	
Leg. Dist. 06					
	1	421	155	0	266
	2	180	65	0	115
	3	249	69	0	180
	4	283	112	0	171
	5	258	108	0	150
	6	247	81	0	166
Leg. Dist. 06		1,638	590	0	1,048
Leg. Dist. 07					
	1	361	134	0	227
	2	281	106	0	175
	3	209	83	0	126
Leg. Dist. 07		851	323	0	528
Leg. Dist. 21					
	1	277	143	0	134
	2	237	137	1	99
	3	135	70	0	65
	4	165	85	0	80
	5 /16	316	168	0	148
	6	176	109	0	67
	7	366	191	0	175
	8 /28	97	46	0	51
	9	217	131	0	86
	10	316	175	0	141
	11	134	84	0	50
	12	288	152	0	136
	13	110	74	0	36
	14	322	163	0	159
	15	296	158	0	138
	17	235	126	0	109
	18	199	117	0	82
	19	82	49	0	33
	20	128	72	0	56
	21	208	115	0	93
	22	204	130	0	74
	23 /32	164	93	0	71
	24	262	140	1	121
	25	197	123	0	74
	26	187	134	0	53
	27	135	103	0	32
	29	95	62	0	33
	30	15	7	0	8
	31 /34	91	67	0	24
	33	92	49	0	43
Leg. Dist. 21		5,746	3,273	2	2,471



ROCHESTER CITY COUNCIL - AT LARGE  
(2 YEAR TERM)  
DETAIL

LEGISLATIVE DISTRICT OR TOWN	ELECTION DISTRICT	TOTAL VOTERS	WILLIAM F. PRITCHARD		BLANK AND VOID
			DEM	SCATTER	
Leg. Dist. 22	1 /29-17	222	149	0	73
	2	68	42	0	26
	3	153	97	0	56
	4	77	49	0	28
	5	158	98	0	60
	6	159	108	0	51
	7	90	66	0	24
	8	153	93	0	60
	9	122	78	0	44
	10	141	104	0	37
	11	141	94	0	47
	12	101	72	0	29
	13	68	51	0	17
	14	165	108	0	57
	15	167	131	0	36
	16	72	46	0	26
	17	64	48	0	16
	18	87	62	0	25
	19	128	83	0	45
	20	151	106	0	45
	21	130	89	0	41
	22	181	110	0	71
	23	121	82	0	39
	24	66	33	0	33
Leg. Dist. 22		2,985	1,999	0	986
Leg. Dist. 23	1	120	64	0	56
	2	230	141	0	89
	3	162	92	0	70
	4	350	212	1	137
	5	212	126	1	85
	6	139	78	1	60
	7	244	162	0	82
	8	206	132	0	74
	9	156	95	0	61
	10	200	124	0	76
	11	245	153	0	92
	12	338	191	0	147
	13	206	116	0	90
	14	182	100	0	82
	15	110	68	0	42
	16	225	129	0	96
	17	323	144	0	179
	18	296	137	0	159
	19	295	140	0	155

ROCHESTER CITY COUNCIL - AT LARGE  
(2 YEAR TERM)  
DETAIL

LEGISLATIVE DISTRICT OR TOWN	ELECTION DISTRICT	TOTAL VOTERS	WILLIAM F. PRITCHARD		BLANK AND VOID
			DEM	SCATTER	
Leg. Dist. 23					
	20	304	177	0	127
	21	259	161	0	98
	22	215	131	1	83
	23	116	80	0	36
	24	257	140	0	117
	25	422	253	1	168
	26	433	231	0	202
	27	199	97	0	102
Leg. Dist. 23		6,444	3,674	5	2,765
Leg. Dist. 24					
	1	335	221	0	114
	2	257	169	0	88
	3	277	156	0	121
	4	261	140	0	121
	5	266	148	1	117
	6	176	97	0	79
	7	172	86	0	86
	8	245	141	0	104
	9	171	78	0	93
	10	290	169	0	121
	11	199	95	0	104
	12	141	54	0	87
	13	223	136	0	87
	14	254	151	0	103
	15	319	169	0	150
	16	237	151	0	86
	17	102	51	0	51
Leg. Dist. 24		3,925	2,212	1	1,712
Leg. Dist. 25					
	1	264	166	0	98
	2	205	132	0	73
	3	305	204	0	101
	4	60	32	0	28
	5	185	131	0	54
	6	229	130	1	98
	7	224	158	0	66
	8	259	192	0	67
	9	144	110	0	34
	10	239	171	0	68
	11	191	133	0	58
	12	288	182	0	106
	13	208	155	0	53
	14 /24	299	184	0	115
	15	191	137	0	54
	16	34	18	0	16

ROCHESTER CITY COUNCIL - AT LARGE  
(2 YEAR TERM)  
DETAIL

LEGISLATIVE DISTRICT OR TOWN	ELECTION DISTRICT	TOTAL VOTERS	WILLIAM F. PRITCHARD		BLANK AND VOID
			DEM	SCATTER	
Leg. Dist. 25					
	17	118	83	0	35
	18	260	156	0	104
	19	10	6	0	4
	20	30	16	0	14
	21	103	62	0	41
	22	145	96	0	49
	23	23	14	0	9
	25	211	116	0	95
Leg. Dist. 25		4,225	2,784	1	1,440
Leg. Dist. 26					
	1	202	108	0	94
	2	96	36	0	60
	3	181	72	0	109
	4	201	72	0	129
	5	223	97	1	125
	7	226	87	0	139
	8	233	114	0	119
	9	252	122	0	130
	10	262	113	0	149
	11	250	86	0	164
	12 /13	337	179	0	158
	14	240	108	0	132
	15	241	119	0	122
	16	259	113	0	146
	17 /29-18	209	112	0	97
Leg. Dist. 26		3,412	1,538	1	1,873
Leg. Dist. 27					
	1	297	189	0	108
	2	270	178	1	91
	3	281	185	0	96
	4	340	227	0	113
	5	319	214	0	105
	6	295	187	0	108
	7	292	182	0	110
	8	262	169	0	93
	9	304	209	0	95
	10	271	172	0	99
	11	318	212	0	106
	12	246	166	0	80
	13	277	189	0	88
	14	201	139	0	62
	15	238	163	0	75
	16	300	199	0	101
	17	136	80	0	56
	18	164	103	0	61

ROCHESTER CITY COUNCIL - AT LARGE  
(2 YEAR TERM)  
DETAIL

LEGISLATIVE DISTRICT OR TOWN	ELECTION DISTRICT	TOTAL VOTERS	WILLIAM F. PRITCHARD		BLANK AND VOID
			DEM	SCATTER	
Leg. Dist. 27					
	19	282	211	0	71
	20	164	114	0	50
	21	142	95	0	47
	22	247	181	0	66
	23	183	130	0	53
	27	225	115	0	110
	28	213	132	0	81
Leg. Dist. 27		6,267	4,141	1	2,125
Leg. Dist. 28					
	1	156	79	0	77
	2	196	96	0	100
	3	115	60	0	55
	4	267	100	0	167
	5	162	60	0	102
	6	176	87	0	89
	7	280	126	0	154
	8	186	88	0	98
	9	130	44	0	86
	10	119	49	0	70
	11 /25	195	95	0	100
	12	103	59	0	44
	13	163	76	0	87
	14	165	91	1	73
	15	76	28	0	48
	16	160	66	0	94
	17	67	30	0	37
	18	238	122	0	116
	19 /21	167	82	0	85
	22	92	63	0	29
	23	234	118	0	116
	24	19	7	0	12
Leg. Dist. 28		3,466	1,626	1	1,839
Leg. Dist. 29					
	1	29	13	0	16
	2	57	38	0	19
	3	131	82	0	49
	4	227	117	0	110
	5	231	125	0	106
	6	159	79	0	80
	7	34	21	0	13
	8	220	132	0	88
	9	193	101	0	92
	10	213	128	0	85
	11	177	93	0	84
	12	165	93	0	72

ROCHESTER CITY COUNCIL - AT LARGE  
(2 YEAR TERM)  
DETAIL

LEGISLATIVE DISTRICT OR TOWN	ELECTION DISTRICT	TOTAL VOTERS	WILLIAM F. PRITCHARD		BLANK AND VOID
			DEM	SCATTER	
Leg. Dist. 29					
	13	154	85	0	69
	14	192	107	0	85
	15	166	89	0	77
	16	65	43	0	22
	19	169	97	0	72
	20	287	191	0	96
	21	234	124	0	110
	22	123	74	0	49
	23	216	107	0	109
	24	262	145	0	117
	25	235	96	0	139
	26	137	92	0	45
	27	54	36	0	18
Leg. Dist. 29		4,130	2,308	0	1,822
GRAND TOTAL:		43,089	24,468	12	18,609

MEMBER OF CITY COUNCIL  
EAST DISTRICT  
SUMMARY

LEGISLATIVE DISTRICT OR TOWN	TOTAL VOTERS	LOIS J. GIESS DEM	ANTHONY GIORDANO CFC	JASON CRANE GRE	SCATTER	BLANK AND VOID
Leg. Dist. 21	5,030	2,703	207	435	1	1,684
Leg. Dist. 23	6,444	3,433	243	778	4	1,986
Leg. Dist. 24	1,922	967	53	371	0	531
Leg. Dist. 25	584	312	27	51	0	194
GRAND TOTAL:	13,980	7,415	530	1,635	5	4,395

MEMBER OF CITY COUNCIL  
EAST DISTRICT  
DETAIL

LEGISLATIVE DISTRICT OR TOWN	ELECTION DISTRICT	TOTAL VOTERS	LOIS J. GIESS	ANTHONY GIORDANO	JASON CRANE	SCATTER	BLANK AND VOID
			DEM	CFC	GRE		
Leg. Dist. 21	1	277	132	17	28	0	100
	2	237	159	4	11	1	62
	5 /16	316	153	15	39	0	109
	6	176	87	10	32	0	47
	7	366	186	18	33	0	129
	8 /28	97	48	2	8	0	39
	9	217	113	5	23	0	76
	10	316	185	15	13	0	103
	12	288	138	10	34	0	106
	13	110	51	1	32	0	26
	14	322	164	10	27	0	121
	15	296	146	16	24	0	110
	17	235	116	7	28	0	84
	18	199	120	16	3	0	60
	19	82	47	5	0	0	30
	20	128	56	2	26	0	44
	21	208	121	10	7	0	70
	22	204	117	15	10	0	62
	23 /32	164	90	4	8	0	62
	24	262	143	9	18	0	92
	25	197	123	4	11	0	59
	27	135	93	5	9	0	28
	30	15	6	1	0	0	8
	31 /34	91	64	1	5	0	21
	33	92	45	5	6	0	36
Leg. Dist. 21		5,030	2,703	207	435	1	1,684
Leg. Dist. 23	1	120	61	8	9	0	42
	2	230	124	6	35	0	65
	3	162	78	6	29	0	49
	4	350	210	9	44	1	86
	5	212	109	13	31	0	59
	6	139	71	3	21	0	44
	7	244	124	13	49	0	58
	8	206	123	6	31	0	46
	9	156	90	8	13	0	45
	10	200	116	8	23	0	53
	11	245	149	10	32	1	53
	12	338	190	8	23	0	117
	13	206	100	8	20	0	78
	14	182	80	9	33	0	60
	15	110	58	5	14	0	33
	16	225	115	3	38	0	69
	17	323	136	15	35	0	137
	18	296	132	10	47	0	107
	19	295	141	20	14	0	120
	20	304	160	9	44	0	91

MEMBER OF CITY COUNCIL  
EAST DISTRICT  
DETAIL

LEGISLATIVE DISTRICT OR TOWN	ELECTION DISTRICT	TOTAL VOTERS	LOIS J. GIESS	ANTHONY GIORDANO	JASON CRANE	SCATTER	BLANK AND VOID
			DEM	CFC	GRE		
Leg. Dist. 23							
	21	259	157	5	18	0	79
	22	215	127	4	30	1	53
	23	116	68	5	23	0	20
	24	257	147	10	9	0	91
	25	422	251	13	38	1	119
	26	433	224	18	54	0	137
	27	199	92	11	21	0	75
Leg. Dist. 23		6,444	3,433	243	778	4	1,986
Leg. Dist. 24							
	1	335	170	3	92	0	70
	2	257	130	6	63	0	58
	4	261	125	12	43	0	81
	10	290	148	7	64	0	71
	13	223	98	11	51	0	63
	15	319	157	8	26	0	128
	16	237	139	6	32	0	60
Leg. Dist. 24		1,922	967	53	371	0	531
Leg. Dist. 25							
	18	260	142	14	21	0	83
	19	10	6	0	0	0	4
	21	103	62	2	18	0	21
	25	211	102	11	12	0	86
Leg. Dist. 25		584	312	27	51	0	194
GRAND TOTAL:		13,980	7,415	530	1,635	5	4,395



MEMBER OF CITY COUNCIL  
 NORTHEAST DISTRICT  
 SUMMARY

LEGISLATIVE DISTRICT OR TOWN	TOTAL VOTERS	BENJAMIN L. DOUGLAS		SCATTER	BLANK AND VOID
		DEM			
Leg. Dist. 21	716	437		0	279
Leg. Dist. 22	2,919	2,056		1	862
Leg. Dist. 26	209	109		0	100
Leg. Dist. 29	4,130	2,410		1	1,719
GRAND TOTAL:	<u>7,974</u>	<u>5,012</u>		<u>2</u>	<u>2,960</u>

MEMBER OF CITY COUNCIL  
NORTHEAST DISTRICT  
DETAIL

LEGISLATIVE DISTRICT OR TOWN	ELECTION DISTRICT	TOTAL VOTERS	BENJAMIN L. DOUGLAS DEM	SCATTER	BLANK AND VOID
Leg. Dist. 21					
	3	135	66	0	69
	4	165	87	0	78
	11	134	82	0	52
	26	187	140	0	47
	29	95	62	0	33
Leg. Dist. 21		716	437	0	279
Leg. Dist. 22					
	1 /29-17	222	152	0	70
	2	68	46	0	22
	3	153	98	0	55
	4	77	49	0	28
	5	158	106	0	52
	6	159	113	1	45
	7	90	72	0	18
	8	153	96	0	57
	9	122	84	0	38
	10	141	109	0	32
	11	141	102	0	39
	12	101	75	0	26
	13	68	57	0	11
	14	165	118	0	47
	15	167	134	0	33
	16	72	44	0	28
	17	64	45	0	19
	18	87	64	0	23
	19	128	89	0	39
	20	151	106	0	45
	21	130	93	0	37
	22	181	114	0	67
	23	121	90	0	31
Leg. Dist. 22		2,919	2,056	1	862
Leg. Dist. 26					
	17 /29-18	209	109	0	100
Leg. Dist. 26		209	109	0	100
Leg. Dist. 29					
	1	29	16	0	13
	2	57	38	0	19
	3	131	81	0	50
	4	227	120	0	107
	5	231	131	0	100
	6	159	82	0	77
	7	34	20	0	14
	8	220	129	0	91
	9	193	109	0	84
	10	213	135	0	78
	11	177	93	0	84

MEMBER OF CITY COUNCIL  
NORTHEAST DISTRICT  
DETAIL

LEGISLATIVE DISTRICT OR TOWN	ELECTION DISTRICT	TOTAL VOTERS	BENJAMIN L. DOUGLAS DEM	SCATTER	BLANK AND VOID
Leg. Dist. 29					
	12	165	101	0	64
	13	154	95	0	59
	14	192	111	0	81
	15	166	94	0	72
	16	65	42	0	23
	19	169	105	0	64
	20	287	200	0	87
	21	234	135	0	99
	22	123	76	0	47
	23	216	114	1	101
	24	262	152	0	110
	25	235	101	0	134
	26	137	93	0	44
	27	54	37	0	17
Leg. Dist. 29		4,130	2,410	1	1,719
GRAND TOTAL:		7,974	5,012	2	2,960

MEMBER OF CITY COUNCIL  
NORTHWEST DISTRICT  
SUMMARY

LEGISLATIVE DISTRICT OR TOWN	TOTAL VOTERS	LUIS A. PEREZ	ROBERT J. STEVENSON	ROBERT J. STEVENSON	LUIS A. PEREZ	ROBERT J. STEVENSON	SCATTER	BLANK AND VOID
		REP	DEM	IND	CON	WOR		
Leg. Dist. 06	1,638	576	656	91	106	42	1	166
Leg. Dist. 07	851	250	388	45	45	18	0	105
Leg. Dist. 22	66	8	30	1	1	0	0	26
Leg. Dist. 26	3,203	852	1,609	158	167	103	1	313
Leg. Dist. 27	438	91	240	15	12	10	0	70
Leg. Dist. 28	3,466	876	1,740	147	166	76	2	459
GRAND TOTAL:	9,662	2,653	4,663	457	497	249	4	1,139

MEMBER OF CITY COUNCIL  
NORTHWEST DISTRICT  
DETAIL

LEGISLATIVE DISTRICT OR TOWN	ELECTION DISTRICT	TOTAL VOTERS	LUIS A. PEREZ	ROBERT J. STEVENSON	ROBERT J. STEVENSON	LUIS A. PEREZ	ROBERT J. STEVENSON	SCATTER	BLANK AND VOID
			REP	DEM	IND	CON	WOR		
Leg. Dist. 06									
	1	421	145	176	25	31	10	0	34
	2	180	67	63	11	11	7	0	21
	3	249	100	86	11	12	6	1	33
	4	283	97	117	19	26	6	0	18
	5	258	85	117	12	12	7	0	25
	6	247	82	97	13	14	6	0	35
Leg. Dist. 06		1,638	576	656	91	106	42	1	166
Leg. Dist. 07									
	1	361	100	171	21	18	5	0	46
	2	281	75	127	14	14	7	0	44
	3	209	75	90	10	13	6	0	15
Leg. Dist. 07		851	250	388	45	45	18	0	105
Leg. Dist. 22									
	24	66	8	30	1	1	0	0	26
Leg. Dist. 22		66	8	30	1	1	0	0	26
Leg. Dist. 26									
	1	202	42	128	8	10	6	0	8
	2	96	27	40	4	4	8	0	13
	3	181	66	72	10	7	7	0	19
	4	201	71	79	13	14	8	0	16
	5	223	63	108	9	13	5	1	24
	7	226	75	93	15	12	5	0	26
	8	233	55	115	11	12	11	0	29
	9	252	54	147	13	21	4	0	13
	10	262	57	140	15	18	6	0	26
	11	250	79	100	10	10	5	0	46
	12 /13	337	73	208	13	10	14	0	19
	14	240	67	124	11	9	8	0	21
	15	241	52	136	16	4	9	0	24
	16	259	71	119	10	23	7	0	29
Leg. Dist. 26		3,203	852	1,609	158	167	103	1	313
Leg. Dist. 27									
	27	225	54	109	10	7	5	0	40
	28	213	37	131	5	5	5	0	30
Leg. Dist. 27		438	91	240	15	12	10	0	70
Leg. Dist. 28									
	1	156	58	62	1	9	5	0	21
	2	196	52	102	10	10	3	0	19
	3	115	28	59	3	9	2	0	14
	4	267	73	120	20	13	4	0	37
	5	162	52	64	10	10	4	0	22
	6	176	46	87	9	6	3	0	25
	7	280	76	152	6	6	8	0	32
	8	186	48	92	4	6	5	0	31

MEMBER OF CITY COUNCIL  
NORTHWEST DISTRICT  
DETAIL

LEGISLATIVE DISTRICT OR TOWN	ELECTION DISTRICT	TOTAL VOTERS	LUIS A. PEREZ	ROBERT J. STEVENSON	ROBERT J. STEVENSON	LUIS A. PEREZ	ROBERT J. STEVENSON	SCATTER	BLANK AND VOID
			REP	DEM	IND	CON	WOR		
Leg. Dist. 28									
	9	130	27	66	8	3	4	0	22
	10	119	38	50	7	9	2	0	13
	11 /25	195	49	96	5	10	6	0	29
	12	103	26	56	2	2	1	0	16
	13	163	37	77	9	10	5	0	25
	14	165	43	89	6	11	2	0	14
	15	76	21	32	1	6	2	0	14
	16	160	42	76	4	8	3	0	27
	17	67	15	33	3	1	1	0	14
	18	238	56	129	14	7	6	1	25
	19 /21	167	39	83	7	11	5	0	22
	22	92	15	56	5	7	1	0	8
	23	234	31	151	12	9	4	1	26
	24	19	4	8	1	3	0	0	3
Leg. Dist. 28		<u>3,466</u>	<u>876</u>	<u>1,740</u>	<u>147</u>	<u>166</u>	<u>76</u>	<u>2</u>	<u>459</u>
GRAND TOTAL:		<u><u>9,662</u></u>	<u><u>2,653</u></u>	<u><u>4,663</u></u>	<u><u>457</u></u>	<u><u>497</u></u>	<u><u>249</u></u>	<u><u>4</u></u>	<u><u>1,139</u></u>

MEMBER OF CITY COUNCIL  
SOUTH DISTRICT  
SUMMARY

LEGISLATIVE DISTRICT OR TOWN	TOTAL VOTERS	JOHN W. SMITH	ADAM C. MCFADDEN	ADAM C. MCFADDEN	JOHN W. SMITH	SCATTER	BLANK AND VOID
		REP	DEM	WOR	CFC		
Leg. Dist. 24	2,003	506	971	78	39	5	404
Leg. Dist. 25	3,641	275	2,503	98	49	6	710
Leg. Dist. 27	5,829	609	3,967	207	59	8	979
GRAND TOTAL:	11,473	1,390	7,441	383	147	19	2,093

MEMBER OF CITY COUNCIL  
SOUTH DISTRICT  
DETAIL

LEGISLATIVE DISTRICT OR TOWN	ELECTION DISTRICT	TOTAL VOTERS	JOHN W. SMITH	ADAM C. MCFADDEN	ADAM C. MCFADDEN	JOHN W. SMITH	SCATTER	BLANK AND VOID
			REP	DEM	WOR	CFC		
Leg. Dist. 24								
	3	277	59	154	13	6	0	45
	5	266	64	135	8	5	0	54
	6	176	51	83	4	3	0	35
	7	172	46	71	6	2	0	47
	8	245	68	133	8	6	1	29
	9	171	49	68	13	1	1	39
	11	199	47	97	7	5	0	43
	12	141	38	53	2	0	0	48
	14	254	41	138	16	10	3	46
	17	102	43	39	1	1	0	18
		2,003	506	971	78	39	5	404
Leg. Dist. 24								
Leg. Dist. 25								
	1	264	34	161	11	4	0	54
	2	205	8	142	1	3	0	51
	3	305	11	215	7	3	0	69
	4	60	2	38	2	0	0	18
	5	185	9	141	3	2	0	30
	6	229	33	123	9	7	2	55
	7	224	4	169	5	1	0	45
	8	259	10	202	4	2	0	41
	9	144	3	116	2	1	0	22
	10	239	13	181	3	4	0	38
	11	191	2	139	3	6	0	41
	12	288	41	178	15	7	4	43
	13	208	3	158	5	0	0	42
	14 /24	299	64	164	13	6	0	52
	15	191	3	150	2	1	0	35
	16	34	10	19	0	1	0	4
	17	118	4	87	2	0	0	25
	20	30	8	13	0	0	0	9
	22	145	11	96	7	1	0	30
	23	23	2	11	4	0	0	6
		3,641	275	2,503	98	49	6	710
Leg. Dist. 25								
Leg. Dist. 27								
	1	297	49	192	7	7	0	42
	2	270	29	188	9	3	1	40
	3	281	46	175	17	1	2	40
	4	340	42	232	12	5	0	49
	5	319	36	218	15	3	0	47
	6	295	50	187	6	1	0	51
	7	292	33	189	20	2	0	48
	8	262	28	174	7	3	0	50
	9	304	17	222	13	1	1	50



MEMBER OF CITY COUNCIL  
SOUTH DISTRICT  
DETAIL

LEGISLATIVE DISTRICT OR TOWN	ELECTION DISTRICT	TOTAL VOTERS	JOHN W. SMITH	ADAM C. MCFADDEN	ADAM C. MCFADDEN	JOHN W. SMITH	SCATTER	BLANK AND VOID
			REP	DEM	WOR	CFC		
Leg. Dist. 27	10	271	41	166	10	3	1	50
	11	318	42	209	13	5	0	49
	12	246	20	166	10	2	0	48
	13	277	20	188	4	1	0	64
	14	201	11	150	6	3	0	31
	15	238	15	169	7	0	0	47
	16	300	21	203	14	4	3	55
	17	136	26	79	4	1	0	26
	18	164	15	108	6	5	0	30
	19	282	21	211	6	1	0	43
	20	164	6	118	2	4	0	34
	21	142	15	105	4	1	0	17
	22	247	14	182	13	0	0	38
	23	183	12	136	2	3	0	30
Leg. Dist. 27		<u>5,829</u>	<u>609</u>	<u>3,967</u>	<u>207</u>	<u>59</u>	<u>8</u>	<u>979</u>
GRAND TOTAL:		<u>11,473</u>	<u>1,390</u>	<u>7,441</u>	<u>383</u>	<u>147</u>	<u>19</u>	<u>2,093</u>

COMMISSIONER OF SCHOOLS  
CITY OF ROCHESTER  
(VOTE FOR 4)  
SUMMARY  
PART 1 OF 2

LEGISLATIVE DISTRICT OR TOWN	TOTAL VOTERS	CRAIG LEFEBER	IVAN RAMOS	MICHAEL P. MCMANUS	IVONNE MARTINEZ	SHIRLEY J. THOMPSON	DAVID PEREZ	WILLA POWELL	MALIK D. EVANS	CRAIG LEFEBER	IVAN RAMOS
		REP	REP	REP	REP	DEM	DEM	DEM	DEM	IND/CFC	IND
Leg. Dist. 06	6,552	580	501	648	535	494	567	466	487	74	53
Leg. Dist. 07	3,404	268	239	286	250	291	319	278	302	49	35
Leg. Dist. 21	22,984	1,110	1,106	1,217	1,124	2,888	2,933	2,805	2,881	215	247
Leg. Dist. 22	11,940	200	232	226	283	2,084	2,039	1,977	1,954	63	83
Leg. Dist. 23	25,776	1,443	1,434	1,517	1,405	2,717	3,142	2,794	3,079	304	359
Leg. Dist. 24	15,700	804	782	910	780	1,713	1,904	1,775	1,938	165	173
Leg. Dist. 25	16,900	352	355	410	381	2,751	2,691	2,634	2,734	122	135
Leg. Dist. 26	13,648	913	843	1,069	921	1,406	1,477	1,282	1,328	142	141
Leg. Dist. 27	25,068	659	647	753	701	4,042	3,960	3,867	3,970	176	201
Leg. Dist. 28	13,864	733	712	884	810	1,555	1,625	1,429	1,524	164	137
Leg. Dist. 29	16,520	657	688	771	720	2,314	2,273	2,154	2,180	125	134
GRAND TOTAL:	<u>172,356</u>	<u>7,719</u>	<u>7,539</u>	<u>8,691</u>	<u>7,910</u>	<u>22,255</u>	<u>22,930</u>	<u>21,461</u>	<u>22,377</u>	<u>1,599</u>	<u>1,698</u>

COMMISSIONER OF SCHOOLS  
CITY OF ROCHESTER  
(VOTE FOR 4)  
SUMMARY  
PART 2 OF 2

LEGISLATIVE DISTRICT OR TOWN	TOTAL VOTERS	JOHN BLISS	WOODROW HAMMOND	IVAN RAMOS	DAVID R. ATIAS	GLENNY A. WILLIAMS	MICHAEL P. MCMANUS	IVONNE MARTINEZ	DAVID R. ATIAS	SCATTER	BLANK AND VOID
		IND	IND	CON	WOR	WOR	CFC	CFC	GRE		
Leg. Dist. 06	6,552	114	117	83	40	55	25	20	32	0	1,661
Leg. Dist. 07	3,404	58	51	26	17	33	17	13	11	0	861
Leg. Dist. 21	22,984	419	427	148	193	269	92	110	281	0	4,519
Leg. Dist. 22	11,940	72	156	33	46	104	23	36	40	0	2,289
Leg. Dist. 23	25,776	736	710	165	302	373	145	131	474	6	4,540
Leg. Dist. 24	15,700	400	343	103	206	237	93	78	391	1	2,904
Leg. Dist. 25	16,900	177	335	44	111	197	59	60	197	2	3,153
Leg. Dist. 26	13,648	262	271	146	128	163	59	50	78	8	2,961
Leg. Dist. 27	25,068	266	587	104	198	407	74	52	142	1	4,261
Leg. Dist. 28	13,864	195	222	124	94	143	56	63	59	0	3,335
Leg. Dist. 29	16,520	168	217	108	109	148	53	74	80	4	3,543
GRAND TOTAL:	<u>172,356</u>	<u>2,867</u>	<u>3,436</u>	<u>1,084</u>	<u>1,444</u>	<u>2,129</u>	<u>696</u>	<u>687</u>	<u>1,785</u>	<u>22</u>	<u>34,027</u>

COMMISSIONER OF SCHOOLS  
CITY OF ROCHESTER  
(VOTE FOR 4)  
DETAIL  
PART 1 OF 2

LEGISLATIVE DISTRICT OR TOWN	ELECTION DISTRICT	TOTAL VOTERS	CRAIG LEFEBER	IVAN RAMOS	MICHAEL P. MCMANUS	IVONNE MARTINEZ	SHIRLEY J. THOMPSON	DAVID PEREZ	WILLA POWELL	MALIK D. EVANS	CRAIG LEFEBER	IVAN RAMOS
			REP	REP	REP	REP	DEM	DEM	DEM	DEM	IND/CFC	IND
Leg. Dist. 06												
	1	1,684	145	116	163	136	137	151	125	134	13	8
	2	720	69	63	78	73	48	68	51	50	13	3
	3	996	93	93	110	92	62	57	59	52	14	8
	4	1,132	102	80	109	85	86	104	72	78	12	10
	5	1,032	86	82	99	82	87	102	83	91	6	9
	6	988	85	67	89	67	74	85	76	82	16	15
Leg. Dist. 06		6,552	580	501	648	535	494	567	466	487	74	53
Leg. Dist. 07												
	1	1,444	131	105	131	114	108	133	107	119	22	18
	2	1,124	69	67	79	69	100	103	93	103	12	10
	3	836	68	67	76	67	83	83	78	80	15	7
Leg. Dist. 07		3,404	268	239	286	250	291	319	278	302	49	35
Leg. Dist. 21												
	1	1,108	57	60	63	63	127	130	124	120	7	9
	2	948	53	59	58	50	96	117	107	126	13	20
	3	540	26	25	31	32	64	67	68	60	1	4
	4	660	31	27	30	27	90	89	84	89	2	2
	5 /16	1,264	85	69	91	85	129	141	129	126	12	19
	6	704	25	24	31	27	86	97	83	93	9	13
	7	1,464	94	95	108	96	165	152	149	156	14	14
	8 /28	388	16	12	16	15	41	43	41	43	6	5
	9	868	47	44	46	47	96	107	104	96	12	9
	10	1,264	88	93	87	85	143	166	142	151	10	15
	11	536	14	13	19	14	81	79	77	76	4	2
	12	1,152	64	57	75	63	116	132	116	128	14	14
	13	440	15	15	12	11	63	57	62	67	1	3
	14	1,288	69	65	68	68	149	142	145	149	13	15
	15	1,184	59	67	77	64	133	135	129	127	15	10

COMMISSIONER OF SCHOOLS  
CITY OF ROCHESTER  
(VOTE FOR 4)  
DETAIL  
PART 1 OF 2

LEGISLATIVE DISTRICT OR TOWN	ELECTION DISTRICT	TOTAL VOTERS	CRAIG LEFEBER	IVAN RAMOS	MICHAEL P. MCMANUS	IVONNE MARTINEZ	SHIRLEY J. THOMPSON	DAVID PEREZ	WILLA POWELL	MALIK D. EVANS	CRAIG LEFEBER	IVAN RAMOS
			REP	REP	REP	REP	DEM	DEM	DEM	DEM	IND/CFC	IND
Leg. Dist. 21												
	17	940	48	45	51	44	121	114	119	120	8	12
	18	796	32	35	36	35	119	112	116	110	5	6
	19	328	6	10	10	3	51	52	42	46	1	1
	20	512	43	41	41	32	57	58	50	54	2	3
	21	832	29	29	36	36	119	120	109	111	9	8
	22	816	29	30	26	38	127	110	114	120	8	9
	23 /32	656	19	31	27	31	92	95	91	86	4	4
	24	1,048	56	59	72	56	105	113	101	125	17	19
	25	788	23	23	23	21	110	110	110	109	9	7
	26	748	10	12	11	15	138	133	133	132	7	7
	27	540	13	8	11	10	103	96	94	95	2	3
	29	380	14	14	12	14	61	60	62	55	2	3
	30	60	6	4	5	5	8	8	7	8	0	0
	31 /34	364	11	11	11	8	59	61	59	65	3	3
	33	368	28	29	33	29	39	37	38	38	5	8
Leg. Dist. 21		22,984	1,110	1,106	1,217	1,124	2,888	2,933	2,805	2,881	215	247
Leg. Dist. 22												
	1 /29-17	888	32	31	36	40	146	147	138	136	6	9
	2	272	5	5	4	5	46	45	46	41	4	5
	3	612	8	14	10	19	92	106	92	86	3	5
	4	308	2	4	4	6	53	49	48	47	5	3
	5	632	6	10	9	11	108	101	99	100	5	6
	6	636	3	2	2	5	121	110	110	111	2	2
	7	360	1	3	0	1	75	67	73	71	1	1
	8	612	17	16	19	22	93	95	84	88	4	7
	9	488	6	5	4	10	84	84	79	82	2	3
	10	564	8	10	8	9	107	104	102	101	1	1
	11	564	12	14	12	14	97	92	99	93	2	1

COMMISSIONER OF SCHOOLS  
CITY OF ROCHESTER  
(VOTE FOR 4)  
DETAIL  
PART 1 OF 2

LEGISLATIVE DISTRICT OR TOWN	ELECTION DISTRICT	TOTAL VOTERS	CRAIG LEFEBER	IVAN RAMOS	MICHAEL P. MCMANUS	IVONNE MARTINEZ	SHIRLEY J. THOMPSON	DAVID PEREZ	WILLA POWELL	MALIK D. EVANS	CRAIG LEFEBER	IVAN RAMOS
			REP	REP	REP	REP	DEM	DEM	DEM	DEM	IND/CFC	IND
Leg. Dist. 22												
	12	404	5	4	5	7	76	76	71	74	2	4
	13	272	0	0	1	1	53	51	57	55	1	1
	14	660	14	18	17	15	115	104	105	113	3	1
	15	668	5	5	6	10	127	131	124	123	4	3
	16	288	4	10	5	10	49	45	46	43	3	3
	17	256	7	5	10	5	44	42	41	39	2	2
	18	348	1	3	1	4	70	67	65	63	1	4
	19	512	8	8	8	11	95	86	86	78	2	5
	20	604	13	16	15	16	111	108	101	100	3	3
	21	520	10	13	8	15	82	87	88	83	0	5
	22	724	12	17	17	19	120	117	110	112	2	3
	23	484	6	10	11	14	87	88	81	84	2	4
	24	264	15	9	14	14	33	37	32	31	3	2
Leg. Dist. 22		11,940	200	232	226	283	2,084	2,039	1,977	1,954	63	83
Leg. Dist. 23												
	1	480	28	28	35	24	53	65	59	66	9	5
	2	920	42	40	46	46	102	120	106	114	9	8
	3	648	30	37	27	32	75	73	74	73	5	5
	4	1,400	75	74	69	74	168	195	175	190	17	12
	5	848	46	45	46	43	97	101	93	101	12	9
	6	556	34	37	37	37	51	66	59	63	9	8
	7	976	47	49	53	51	108	116	110	122	11	13
	8	824	47	46	47	41	99	119	101	111	9	12
	9	624	40	43	43	37	76	85	68	80	7	9
	10	800	35	37	40	31	102	108	96	107	10	20
	11	980	52	49	50	53	110	139	110	140	9	15
	12	1,352	79	71	81	71	136	167	149	151	12	18
	13	824	55	53	59	55	87	98	85	95	7	10

COMMISSIONER OF SCHOOLS  
CITY OF ROCHESTER  
(VOTE FOR 4)  
DETAIL  
PART 1 OF 2

LEGISLATIVE DISTRICT OR TOWN	ELECTION DISTRICT	TOTAL VOTERS	CRAIG LEFEBER	IVAN RAMOS	MICHAEL P. MCMANUS	IVONNE MARTINEZ	SHIRLEY J. THOMPSON	DAVID PEREZ	WILLA POWELL	MALIK D. EVANS	CRAIG LEFEBER	IVAN RAMOS
			REP	REP	REP	REP	DEM	DEM	DEM	DEM	IND/CFC	IND
Leg. Dist. 23												
	14	728	37	42	36	39	77	86	84	81	9	10
	15	440	22	19	20	20	58	59	57	60	6	3
	16	900	31	39	44	43	102	114	104	106	10	17
	17	1,292	80	78	99	81	124	126	126	124	18	14
	18	1,184	87	74	84	71	100	131	118	131	17	19
	19	1,180	85	75	96	74	104	116	103	109	10	11
	20	1,216	66	67	65	63	138	163	151	163	20	24
	21	1,036	65	58	64	57	92	123	95	122	13	19
	22	860	42	47	41	39	74	108	97	111	11	16
	23	464	16	16	18	15	58	72	69	69	5	7
	24	1,028	49	47	52	54	124	127	113	124	9	14
	25	1,688	83	88	87	89	167	203	167	201	19	25
	26	1,732	113	124	117	110	165	182	154	186	23	26
	27	796	57	51	61	55	70	80	71	79	8	10
Leg. Dist. 23		25,776	1,443	1,434	1,517	1,405	2,717	3,142	2,794	3,079	304	359
Leg. Dist. 24												
	1	1,340	47	43	55	47	149	177	172	186	15	18
	2	1,028	38	43	49	36	105	140	129	145	18	10
	3	1,108	59	57	66	45	113	144	122	152	15	25
	4	1,044	51	56	61	54	110	123	116	118	10	11
	5	1,064	59	61	67	54	111	127	116	136	20	13
	6	704	53	51	57	50	67	76	66	71	5	4
	7	688	42	40	47	40	65	74	66	75	4	5
	8	980	67	65	71	66	107	107	114	122	12	12
	9	684	49	41	55	42	66	76	69	79	4	3
	10	1,160	50	44	50	47	121	139	126	150	10	23
	11	796	42	37	50	44	97	95	92	94	5	3
	12	564	37	32	34	33	53	52	56	52	6	2

COMMISSIONER OF SCHOOLS  
CITY OF ROCHESTER  
(VOTE FOR 4)  
DETAIL  
PART 1 OF 2

LEGISLATIVE DISTRICT OR TOWN	ELECTION DISTRICT	TOTAL VOTERS	CRAIG LEFEBER	IVAN RAMOS	MICHAEL P. MCMANUS	IVONNE MARTINEZ	SHIRLEY J. THOMPSON	DAVID PEREZ	WILLA POWELL	MALIK D. EVANS	CRAIG LEFEBER	IVAN RAMOS
			REP	REP	REP	REP	DEM	DEM	DEM	DEM	IND/CFC	IND
Leg. Dist. 24												
	13	892	38	40	43	38	106	115	107	106	8	9
	14	1,016	37	35	51	32	128	130	126	139	13	9
	15	1,276	52	55	61	63	153	158	140	150	12	11
	16	948	48	47	52	51	118	130	121	126	8	14
	17	408	35	35	41	38	44	41	37	37	0	1
Leg. Dist. 24		15,700	804	782	910	780	1,713	1,904	1,775	1,938	165	173
Leg. Dist. 25												
	1	1,056	35	34	37	39	132	155	139	142	8	11
	2	820	4	6	4	9	145	135	138	136	8	4
	3	1,220	11	9	13	12	219	207	207	211	7	8
	4	240	2	3	3	5	40	34	31	40	1	1
	5	740	5	6	8	8	150	138	140	137	2	5
	6	916	26	34	32	30	124	126	116	128	12	9
	7	896	4	4	4	3	172	158	162	169	2	2
	8	1,036	10	11	14	12	199	186	186	194	5	5
	9	576	2	3	5	6	119	104	107	112	1	2
	10	956	23	14	22	12	167	171	168	168	10	7
	11	764	3	2	6	2	145	134	130	136	5	3
	12	1,152	42	41	53	46	152	159	153	165	6	11
	13	832	1	2	1	2	170	154	158	159	4	5
	14 /24	1,196	63	61	70	65	147	164	149	159	9	14
	15	764	3	2	3	4	148	140	149	147	3	2
	16	136	10	9	9	8	18	16	18	19	1	3
	17	472	2	2	2	2	87	83	80	85	4	5
	18	1,040	34	38	43	39	139	142	137	147	10	12
	19	40	2	1	2	1	5	7	5	7	1	1
	20	120	7	4	8	7	13	17	15	15	1	1
	21	412	19	24	20	18	47	51	54	58	5	4



COMMISSIONER OF SCHOOLS  
CITY OF ROCHESTER  
(VOTE FOR 4)  
DETAIL  
PART 1 OF 2

LEGISLATIVE DISTRICT OR TOWN	ELECTION DISTRICT	TOTAL VOTERS	CRAIG LEFEBER	IVAN RAMOS	MICHAEL P. MCMANUS	IVONNE MARTINEZ	SHIRLEY J. THOMPSON	DAVID PEREZ	WILLA POWELL	MALIK D. EVANS	CRAIG LEFEBER	IVAN RAMOS
			REP	REP	REP	REP	DEM	DEM	DEM	DEM	IND/CFC	IND
Leg. Dist. 25												
	22	580	12	13	12	18	84	86	82	85	8	9
	23	92	2	3	4	3	15	11	11	14	0	0
	25	844	30	29	35	30	114	113	99	101	9	11
Leg. Dist. 25		16,900	352	355	410	381	2,751	2,691	2,634	2,734	122	135
Leg. Dist. 26												
	1	808	43	37	48	48	104	117	98	97	7	3
	2	384	19	20	27	18	45	45	34	36	1	1
	3	724	54	53	64	52	71	74	58	64	8	9
	4	804	78	64	83	76	66	71	53	56	8	6
	5	892	64	55	62	62	82	88	80	77	12	7
	7	904	55	54	78	68	90	95	72	79	14	15
	8	932	55	43	60	50	107	106	94	105	8	15
	9	1,008	62	62	77	65	99	106	84	104	12	16
	10	1,048	75	67	84	71	102	106	90	86	13	15
	11	1,000	77	56	100	71	96	92	75	78	10	10
	12 /13	1,348	78	76	93	79	155	176	171	178	13	13
	14	960	57	63	76	65	106	104	97	91	11	9
	15	964	60	66	72	62	100	111	106	104	9	8
	16	1,036	72	69	85	74	101	95	87	91	12	7
	17 /29-18	836	64	58	60	60	82	91	83	82	4	7
Leg. Dist. 26		13,648	913	843	1,069	921	1,406	1,477	1,282	1,328	142	141
Leg. Dist. 27												
	1	1,188	44	36	53	44	189	186	170	175	12	6
	2	1,080	24	24	37	35	184	177	171	172	6	5
	3	1,124	52	49	55	50	167	166	154	170	7	9
	4	1,360	41	47	46	47	210	225	213	224	9	11
	5	1,276	34	35	42	32	202	202	195	213	10	17
	6	1,180	45	44	48	45	170	186	181	182	8	10

COMMISSIONER OF SCHOOLS  
CITY OF ROCHESTER  
(VOTE FOR 4)  
DETAIL  
PART 1 OF 2

LEGISLATIVE DISTRICT OR TOWN	ELECTION DISTRICT	TOTAL VOTERS	CRAIG LEFEBER	IVAN RAMOS	MICHAEL P. MCMANUS	IVONNE MARTINEZ	SHIRLEY J. THOMPSON	DAVID PEREZ	WILLA POWELL	MALIK D. EVANS	CRAIG LEFEBER	IVAN RAMOS
			REP	REP	REP	REP	DEM	DEM	DEM	DEM	IND/CFC	IND
Leg. Dist. 27												
	7	1,168	36	29	38	41	175	171	170	169	6	6
	8	1,048	25	26	37	31	172	162	158	158	4	4
	9	1,216	16	20	22	18	198	200	191	206	9	8
	10	1,084	40	39	41	40	153	155	154	161	9	11
	11	1,272	47	44	49	45	195	196	191	185	10	15
	12	984	19	17	21	17	171	153	158	160	6	6
	13	1,108	19	23	23	25	185	184	180	187	7	10
	14	804	17	15	19	17	135	133	128	138	3	9
	15	952	12	19	13	15	171	154	161	154	6	6
	16	1,200	18	15	19	18	203	203	196	195	14	15
	17	544	20	19	24	23	78	74	74	77	3	2
	18	656	17	13	14	18	108	105	104	103	5	6
	19	1,128	17	17	20	18	208	199	202	202	4	7
	20	656	6	6	6	7	124	114	115	121	5	5
	21	568	8	11	12	11	92	94	91	97	11	8
	22	988	11	14	14	15	187	169	168	173	1	5
	23	732	15	12	16	12	131	126	126	133	5	5
	27	900	50	45	54	50	106	102	93	93	13	11
	28	852	26	28	30	27	128	124	123	122	3	4
Leg. Dist. 27		25,068	659	647	753	701	4,042	3,960	3,867	3,970	176	201
Leg. Dist. 28												
	1	624	39	36	41	35	79	79	68	70	5	5
	2	784	44	39	57	56	90	99	85	89	6	5
	3	460	14	20	21	24	52	53	51	46	4	5
	4	1,068	58	51	69	55	105	119	98	115	21	17
	5	648	50	50	56	50	62	57	59	53	13	8
	6	704	37	38	42	42	83	85	85	79	4	5
	7	1,120	68	71	76	76	124	134	113	126	6	6

COMMISSIONER OF SCHOOLS  
CITY OF ROCHESTER  
(VOTE FOR 4)  
DETAIL  
PART 1 OF 2

LEGISLATIVE DISTRICT OR TOWN	ELECTION DISTRICT	TOTAL VOTERS	CRAIG LEFEBER	IVAN RAMOS	MICHAEL P. MCMANUS	IVONNE MARTINEZ	SHIRLEY J. THOMPSON	DAVID PEREZ	WILLA POWELL	MALIK D. EVANS	CRAIG LEFEBER	IVAN RAMOS
			REP	REP	REP	REP	DEM	DEM	DEM	DEM	IND/CFC	IND
Leg. Dist. 28												
	8	744	34	28	38	58	87	86	76	78	8	10
	9	520	35	34	41	28	50	48	45	48	5	4
	10	476	31	22	31	28	46	46	37	47	8	5
	11 /25	780	40	42	60	47	85	90	85	87	10	4
	12	412	15	17	14	18	50	62	53	51	3	1
	13	652	31	31	49	42	79	71	59	62	7	14
	14	660	36	33	44	43	88	88	79	85	4	4
	15	304	18	17	21	22	31	30	25	28	3	0
	16	640	33	29	38	33	70	66	62	63	7	6
	17	268	14	7	11	17	27	35	28	29	2	4
	18	952	49	49	68	52	109	120	96	115	16	12
	19 /21	668	37	37	38	34	60	69	60	67	13	11
	22	368	8	13	14	10	57	58	58	62	6	3
	23	936	40	43	52	38	111	120	99	112	12	8
	24	76	2	5	3	2	10	10	8	12	1	0
Leg. Dist. 28		13,864	733	712	884	810	1,555	1,625	1,429	1,524	164	137
Leg. Dist. 29												
	1	116	4	5	6	7	18	14	15	14	0	0
	2	228	1	1	0	0	42	38	36	38	2	3
	3	524	12	19	18	15	75	79	73	77	3	6
	4	908	43	54	55	57	115	102	100	101	10	6
	5	924	46	47	54	47	120	122	113	112	7	11
	6	636	30	32	30	34	77	76	76	69	7	7
	7	136	5	6	5	8	21	16	20	18	2	1
	8	880	48	47	57	55	121	120	114	116	5	3
	9	772	39	45	50	36	94	99	91	100	4	6
	10	852	24	31	28	29	122	122	117	118	6	5
	11	708	48	41	53	43	90	87	82	82	4	5

COMMISSIONER OF SCHOOLS  
CITY OF ROCHESTER  
(VOTE FOR 4)  
DETAIL  
PART 1 OF 2

LEGISLATIVE DISTRICT OR TOWN	ELECTION DISTRICT	TOTAL VOTERS	CRAIG LEFEBER	IVAN RAMOS	MICHAEL P. MCMANUS	IVONNE MARTINEZ	SHIRLEY J. THOMPSON	DAVID PEREZ	WILLA POWELL	MALIK D. EVANS	CRAIG LEFEBER	IVAN RAMOS
			REP	REP	REP	REP	DEM	DEM	DEM	DEM	IND/CFC	IND
Leg. Dist. 29	12	660	24	23	31	28	95	98	97	96	12	6
	13	616	11	16	15	15	102	97	84	92	2	7
	14	768	44	45	52	48	97	96	95	95	5	5
	15	664	28	22	22	30	96	93	86	89	7	8
	16	260	9	12	10	12	42	44	39	42	2	4
	19	676	32	37	36	36	98	88	92	90	6	2
	20	1,148	21	31	25	25	205	188	191	189	7	9
	21	936	42	38	57	46	117	117	108	118	9	9
	22	492	10	11	10	8	76	78	71	74	6	6
	23	864	16	15	21	21	113	132	110	103	2	5
	24	1,048	53	50	63	50	145	135	127	129	5	7
	25	940	58	52	61	55	99	105	90	93	4	6
	26	548	5	7	10	13	98	89	92	88	5	4
	27	216	4	1	2	2	36	38	35	37	3	3
Leg. Dist. 29		16,520	657	688	771	720	2,314	2,273	2,154	2,180	125	134
GRAND TOTAL:		172,356	7,719	7,539	8,691	7,910	22,255	22,930	21,461	22,377	1,599	1,698

COMMISSIONER OF SCHOOLS  
CITY OF ROCHESTER  
(VOTE FOR 4)  
DETAIL  
PART 2 OF 2

LEGISLATIVE DISTRICT OR TOWN	ELECTION DISTRICT	TOTAL VOTERS	JOHN BLISS	WOODROW HAMMOND	IVAN RAMOS	DAVID R. ATIAS	GLENNY A. WILLIAMS	MICHAEL P. MCMANUS	IVONNE MARTINEZ	DAVID R. ATIAS	SCATTER	BLANK AND VOID
			IND	IND	CON	WOR	WOR	CFC	CFC	GRE		
Leg. Dist. 06	1	1,684	28	28	23	14	12	6	4	11	0	430
	2	720	16	11	13	3	5	2	1	2	0	151
	3	996	18	13	9	8	6	5	4	4	0	289
	4	1,132	21	29	20	8	11	9	6	5	0	285
	5	1,032	12	17	8	2	6	2	3	3	0	252
	6	988	19	19	10	5	15	1	2	7	0	254
Leg. Dist. 06		6,552	114	117	83	40	55	25	20	32	0	1,661
Leg. Dist. 07	1	1,444	25	26	9	8	9	3	4	4	0	368
	2	1,124	20	18	13	6	12	8	4	4	0	334
	3	836	13	7	4	3	12	6	5	3	0	159
Leg. Dist. 07		3,404	58	51	26	17	33	17	13	11	0	861
Leg. Dist. 21	1	1,108	30	14	14	12	17	6	4	21	0	230
	2	948	13	28	4	6	6	1	1	6	0	184
	3	540	4	10	10	6	4	7	4	8	0	109
	4	660	4	7	6	3	4	3	3	3	0	156
	5 /16	1,264	38	34	8	12	14	7	6	25	0	234
	6	704	23	9	2	5	10	2	4	21	0	140
	7	1,464	26	21	10	10	19	9	11	17	0	298
	8 /28	388	11	8	4	3	6	1	3	7	0	107
	9	868	22	14	9	4	11	4	7	16	0	173
	10	1,264	19	30	7	10	9	3	4	9	0	193
	11	536	10	6	3	5	3	4	5	0	0	121
	12	1,152	21	16	9	12	14	6	8	15	0	272
	13	440	4	7	3	6	10	0	1	25	0	78
	14	1,288	26	27	10	16	22	8	6	25	0	265
	15	1,184	22	29	9	11	12	3	3	12	0	267

COMMISSIONER OF SCHOOLS  
CITY OF ROCHESTER  
(VOTE FOR 4)  
DETAIL  
PART 2 OF 2

LEGISLATIVE DISTRICT OR TOWN	ELECTION DISTRICT	TOTAL VOTERS	JOHN BLISS	WOODROW HAMMOND	IVAN RAMOS	DAVID R. ATIAS	GLENNY A. WILLIAMS	MICHAEL P. MCMANUS	IVONNE MARTINEZ	DAVID R. ATIAS	SCATTER	BLANK AND VOID
			IND	IND	CON	WOR	WOR	CFC	CFC	GRE		
Leg. Dist. 21	17	940	15	24	5	8	14	2	2	9	0	179
	18	796	3	11	1	4	9	1	4	4	0	153
	19	328	3	3	1	4	4	0	3	0	0	88
	20	512	9	6	5	4	6	5	7	11	0	78
	21	832	10	13	2	4	9	2	2	4	0	180
	22	816	12	14	3	5	17	4	5	5	0	140
	23 /32	656	8	11	6	2	3	2	3	7	0	134
	24	1,048	44	33	6	17	15	3	3	12	0	192
	25	788	20	21	6	6	9	1	3	6	0	171
	26	748	5	12	1	7	8	3	2	5	0	107
	27	540	3	4	2	2	6	1	0	1	0	86
	29	380	3	3	0	1	1	0	1	0	0	74
	30	60	1	0	0	0	1	0	1	0	0	6
	31 /34	364	4	4	0	4	4	2	2	4	0	49
	33	368	6	8	2	4	2	2	2	3	0	55
Leg. Dist. 21		22,984	419	427	148	193	269	92	110	281	0	4,519
Leg. Dist. 22	1 /29-17	888	10	16	4	3	6	0	3	2	0	123
	2	272	2	7	0	2	0	1	1	1	0	52
	3	612	5	5	3	4	5	1	4	1	0	149
	4	308	5	5	0	3	3	0	0	0	0	71
	5	632	5	5	1	3	4	1	1	3	0	154
	6	636	3	4	0	1	3	0	2	0	0	155
	7	360	1	2	0	1	9	1	1	1	0	51
	8	612	6	10	2	1	6	0	3	6	0	133
	9	488	2	7	2	0	4	2	1	3	0	108
	10	564	0	3	1	2	4	1	1	2	0	99
	11	564	3	12	2	4	8	2	3	6	0	88

COMMISSIONER OF SCHOOLS  
CITY OF ROCHESTER  
(VOTE FOR 4)  
DETAIL  
PART 2 OF 2

LEGISLATIVE DISTRICT OR TOWN	ELECTION DISTRICT	TOTAL VOTERS	JOHN BLISS	WOODROW HAMMOND	IVAN RAMOS	DAVID R. ATIAS	GLENNY A. WILLIAMS	MICHAEL P. MCMANUS	IVONNE MARTINEZ	DAVID R. ATIAS	SCATTER	BLANK AND VOID
			IND	IND	CON	WOR	WOR	CFC	CFC	GRE		
Leg. Dist. 22	12	404	1	4	3	2	2	1	0	0	0	67
	13	272	1	0	0	0	2	0	1	0	0	48
	14	660	4	17	1	1	6	2	0	3	0	121
	15	668	2	10	0	4	7	3	2	3	0	99
	16	288	3	4	0	1	3	0	0	0	0	59
	17	256	4	4	4	0	1	1	1	1	0	43
	18	348	0	2	0	1	1	0	1	0	0	64
	19	512	2	7	0	0	4	1	1	3	0	107
	20	604	2	9	0	2	6	1	0	0	0	98
	21	520	3	9	1	4	10	2	1	3	0	96
	22	724	5	8	3	3	5	1	2	1	0	167
	23	484	2	6	2	0	3	0	1	0	0	83
	24	264	1	0	4	4	2	2	6	1	0	54
Leg. Dist. 22		11,940	72	156	33	46	104	23	36	40	0	2,289
Leg. Dist. 23	1	480	11	13	4	6	1	0	1	5	0	67
	2	920	16	18	5	11	20	7	7	28	0	175
	3	648	14	9	4	7	10	7	8	15	0	143
	4	1,400	30	35	9	24	20	7	7	28	0	191
	5	848	17	12	3	13	15	13	11	26	0	145
	6	556	9	19	0	2	3	4	2	15	0	101
	7	976	22	21	1	9	20	7	5	39	0	172
	8	824	12	17	6	9	10	3	3	21	0	111
	9	624	13	17	2	9	12	4	1	4	0	74
	10	800	12	23	1	6	9	5	6	17	0	135
	11	980	19	30	6	15	19	8	3	22	0	131
	12	1,352	38	58	7	9	17	2	2	8	0	276
	13	824	13	19	7	14	14	4	4	12	0	133

COMMISSIONER OF SCHOOLS  
CITY OF ROCHESTER  
(VOTE FOR 4)  
DETAIL  
PART 2 OF 2

LEGISLATIVE DISTRICT OR TOWN	ELECTION DISTRICT	TOTAL VOTERS	JOHN BLISS	WOODROW HAMMOND	IVAN RAMOS	DAVID R. ATIAS	GLENNY A. WILLIAMS	MICHAEL P. MCMANUS	IVONNE MARTINEZ	DAVID R. ATIAS	SCATTER	BLANK AND VOID
			IND	IND	CON	WOR	WOR	CFC	CFC	GRE		
Leg. Dist. 23	14	728	18	16	5	7	9	4	8	21	0	139
	15	440	7	11	1	7	7	5	3	3	1	71
	16	900	26	19	8	12	17	4	3	21	1	179
	17	1,292	39	33	13	15	17	12	12	19	0	262
	18	1,184	32	29	10	21	18	2	4	21	0	215
	19	1,180	32	17	7	14	7	5	2	12	0	301
	20	1,216	28	36	6	9	14	4	3	25	0	171
	21	1,036	34	40	6	12	19	7	5	16	0	189
	22	860	23	25	6	9	13	6	7	19	0	166
	23	464	11	15	2	4	4	3	4	14	0	62
	24	1,028	30	21	4	7	8	5	3	5	0	232
	25	1,688	106	74	15	24	24	6	5	24	4	277
	26	1,732	98	65	18	18	33	6	8	22	0	264
	27	796	26	18	9	9	13	5	4	12	0	158
Leg. Dist. 23		25,776	736	710	165	302	373	145	131	474	6	4,540
Leg. Dist. 24	1	1,340	56	37	9	21	21	10	9	55	0	213
	2	1,028	40	28	6	15	10	9	7	51	0	149
	3	1,108	28	37	7	16	17	6	3	32	0	164
	4	1,044	28	26	7	15	23	6	4	33	0	192
	5	1,064	32	26	8	14	13	3	3	7	0	194
	6	704	9	14	9	5	9	2	4	17	0	135
	7	688	11	11	5	8	13	4	1	10	0	167
	8	980	17	25	7	6	14	9	13	22	0	124
	9	684	10	11	7	9	14	2	1	12	0	134
	10	1,160	46	32	4	19	21	12	9	51	1	205
	11	796	6	6	9	5	5	3	3	6	0	194
	12	564	5	4	1	2	5	0	0	0	0	190



COMMISSIONER OF SCHOOLS  
CITY OF ROCHESTER  
(VOTE FOR 4)  
DETAIL  
PART 2 OF 2

LEGISLATIVE DISTRICT OR TOWN	ELECTION DISTRICT	TOTAL VOTERS	JOHN BLISS	WOODROW HAMMOND	IVAN RAMOS	DAVID R. ATIAS	GLENNY A. WILLIAMS	MICHAEL P. MCMANUS	IVONNE MARTINEZ	DAVID R. ATIAS	SCATTER	BLANK AND VOID
			IND	IND	CON	WOR	WOR	CFC	CFC	GRE		
Leg. Dist. 24												
	13	892	29	26	6	16	15	9	4	32	0	145
	14	1,016	31	19	5	18	18	6	4	21	0	194
	15	1,276	28	19	6	19	23	6	7	26	0	287
	16	948	22	18	3	15	13	5	4	14	0	139
	17	408	2	4	4	3	3	1	2	2	0	78
Leg. Dist. 24		15,700	400	343	103	206	237	93	78	391	1	2,904
Leg. Dist. 25												
	1	1,056	13	21	7	13	18	5	6	19	0	222
	2	820	11	29	3	1	6	3	5	5	0	168
	3	1,220	5	24	3	5	21	3	3	3	0	249
	4	240	1	2	2	1	1	0	1	0	0	72
	5	740	3	12	0	2	5	0	1	0	0	118
	6	916	17	16	3	4	13	6	5	25	1	189
	7	896	5	10	0	5	6	0	1	3	0	186
	8	1,036	3	13	1	2	6	1	1	2	0	185
	9	576	2	11	1	1	7	0	0	0	0	93
	10	956	7	31	4	8	6	1	4	6	0	127
	11	764	4	11	0	1	14	2	2	4	0	160
	12	1,152	20	24	2	22	24	9	8	44	1	170
	13	832	8	17	0	2	4	1	0	2	0	142
	14 /24	1,196	20	24	3	14	9	7	6	24	0	188
	15	764	2	8	2	1	4	3	1	0	0	142
	16	136	3	2	1	0	1	0	0	4	0	14
	17	472	3	7	0	2	5	2	0	0	0	101
	18	1,040	19	21	7	9	13	6	6	19	0	199
	19	40	1	1	0	0	0	0	0	0	0	6
	20	120	1	1	0	1	1	0	0	2	0	26
	21	412	7	11	0	4	8	4	2	16	0	60

COMMISSIONER OF SCHOOLS  
CITY OF ROCHESTER  
(VOTE FOR 4)  
DETAIL  
PART 2 OF 2

LEGISLATIVE DISTRICT OR TOWN	ELECTION DISTRICT	TOTAL VOTERS	JOHN BLISS	WOODROW HAMMOND	IVAN RAMOS	DAVID R. ATIAS	GLENNY A. WILLIAMS	MICHAEL P. MCMANUS	IVONNE MARTINEZ	DAVID R. ATIAS	SCATTER	BLANK AND VOID
			IND	IND	CON	WOR	WOR	CFC	CFC	GRE		
Leg. Dist. 25	22	580	11	29	1	10	13	2	3	5	0	97
	23	92	2	0	0	0	4	1	1	4	0	17
	25	844	9	10	4	3	8	3	4	10	0	222
Leg. Dist. 25		16,900	177	335	44	111	197	59	60	197	2	3,153
Leg. Dist. 26	1	808	10	15	4	10	13	3	3	4	0	144
	2	384	5	1	3	3	3	1	3	4	0	115
	3	724	16	17	6	5	10	1	0	3	0	159
	4	804	20	17	15	6	9	3	3	3	0	167
	5	892	14	13	12	7	7	3	3	3	4	237
	7	904	14	24	5	10	13	3	6	7	0	202
	8	932	19	18	9	7	13	7	6	8	0	202
	9	1,008	28	27	21	12	15	7	3	8	0	200
	10	1,048	20	23	12	9	16	5	4	3	0	247
	11	1,000	23	15	11	6	4	3	0	1	0	272
	12 /13	1,348	22	28	9	11	20	7	4	15	2	198
	14	960	17	16	11	11	12	4	3	6	0	201
	15	964	19	21	7	11	13	7	7	7	2	172
	16	1,036	20	18	15	6	11	4	3	3	0	263
	17 /29-18	836	15	18	6	14	4	1	2	3	0	182
Leg. Dist. 26		13,648	262	271	146	128	163	59	50	78	8	2,961
Leg. Dist. 27	1	1,188	18	25	10	9	19	9	3	3	0	177
	2	1,080	10	25	7	10	25	4	2	7	1	154
	3	1,124	11	23	7	17	25	2	1	11	0	148
	4	1,360	18	33	6	7	16	7	5	12	0	183
	5	1,276	14	36	3	14	22	2	1	4	0	198
	6	1,180	11	22	4	7	11	1	1	5	0	199

COMMISSIONER OF SCHOOLS  
CITY OF ROCHESTER  
(VOTE FOR 4)  
DETAIL  
PART 2 OF 2

LEGISLATIVE DISTRICT OR TOWN	ELECTION DISTRICT	TOTAL VOTERS	JOHN BLISS	WOODROW HAMMOND	IVAN RAMOS	DAVID R. ATIAS	GLENNY A. WILLIAMS	MICHAEL P. MCMANUS	IVONNE MARTINEZ	DAVID R. ATIAS	SCATTER	BLANK AND VOID
			IND	IND	CON	WOR	WOR	CFC	CFC	GRE		
Leg. Dist. 27	7	1,168	16	32	5	19	43	4	2	9	0	197
	8	1,048	4	20	3	7	12	3	2	3	0	217
	9	1,216	15	47	3	14	16	2	0	8	0	223
	10	1,084	18	24	3	11	33	4	3	9	0	176
	11	1,272	14	26	6	10	16	5	4	10	0	204
	12	984	8	24	3	6	14	1	1	8	0	191
	13	1,108	13	20	1	8	15	2	2	4	0	200
	14	804	6	17	6	6	9	4	5	3	0	134
	15	952	8	23	0	7	17	2	2	0	0	182
	16	1,200	16	55	6	7	29	1	2	9	0	179
	17	544	6	11	5	6	7	5	1	2	0	107
	18	656	6	13	3	4	9	3	3	3	0	119
	19	1,128	9	18	7	3	16	2	2	8	0	169
	20	656	3	9	2	0	8	1	2	5	0	117
	21	568	9	25	3	4	3	2	1	2	0	84
	22	988	9	16	2	11	15	1	0	1	0	176
	23	732	4	19	1	1	8	3	0	6	0	109
	27	900	13	11	4	6	9	1	4	5	0	230
	28	852	7	13	4	4	10	3	3	5	0	188
Leg. Dist. 27		25,068	266	587	104	198	407	74	52	142	1	4,261
Leg. Dist. 28	1	624	5	10	6	2	5	3	5	3	0	128
	2	784	7	10	6	3	7	3	4	4	0	170
	3	460	8	6	5	4	7	3	3	4	0	130
	4	1,068	21	17	8	10	13	4	4	8	0	275
	5	648	9	8	7	4	4	2	0	2	0	154
	6	704	8	7	3	3	1	2	3	2	0	175
	7	1,120	7	10	8	4	6	2	2	1	0	280

COMMISSIONER OF SCHOOLS  
 CITY OF ROCHESTER  
 (VOTE FOR 4)  
 DETAIL  
 PART 2 OF 2

LEGISLATIVE DISTRICT OR TOWN	ELECTION DISTRICT	TOTAL VOTERS	JOHN BLISS	WOODROW HAMMOND	IVAN RAMOS	DAVID R. ATIAS	GLENNY A. WILLIAMS	MICHAEL P. MCMANUS	IVONNE MARTINEZ	DAVID R. ATIAS	SCATTER	BLANK AND VOID
			IND	IND	CON	WOR	WOR	CFC	CFC	GRE		
Leg. Dist. 28	8	744	9	9	4	8	9	5	10	2	0	185
	9	520	9	8	3	5	4	1	0	0	0	152
	10	476	15	12	9	7	7	3	3	4	0	115
	11 /25	780	10	13	6	6	14	1	5	0	0	175
	12	412	6	3	3	4	5	1	2	2	0	102
	13	652	11	14	5	5	4	2	0	4	0	162
	14	660	8	6	11	7	12	3	5	3	0	101
	15	304	2	2	7	2	2	2	2	1	0	89
	16	640	8	14	9	3	5	1	2	2	0	189
	17	268	3	2	1	0	3	2	0	2	0	81
	18	952	17	21	5	3	11	7	3	5	0	194
	19 /21	668	16	21	8	5	4	4	4	4	0	176
	22	368	4	6	2	1	5	2	4	2	0	53
	23	936	12	20	6	8	12	2	2	2	0	237
	24	76	0	3	2	0	3	1	0	2	0	12
Leg. Dist. 28		13,864	195	222	124	94	143	56	63	59	0	3,335
Leg. Dist. 29	1	116	0	1	0	0	1	1	0	0	0	30
	2	228	2	3	1	1	1	1	1	1	0	56
	3	524	5	8	3	5	6	3	4	1	0	112
	4	908	10	18	8	8	12	4	4	4	0	197
	5	924	17	10	7	6	9	2	2	3	0	189
	6	636	8	8	1	5	2	5	4	5	2	158
	7	136	2	2	1	2	2	2	0	1	0	22
	8	880	7	7	1	2	6	5	2	0	0	164
	9	772	7	11	6	7	7	2	2	7	0	159
	10	852	7	16	6	5	3	3	4	5	0	201
	11	708	4	6	6	4	8	3	4	2	0	136

COMMISSIONER OF SCHOOLS  
CITY OF ROCHESTER  
(VOTE FOR 4)  
DETAIL  
PART 2 OF 2

LEGISLATIVE DISTRICT OR TOWN	ELECTION DISTRICT	TOTAL VOTERS	JOHN BLISS	WOODROW HAMMOND	IVAN RAMOS	DAVID R. ATIAS	GLENNY A. WILLIAMS	MICHAEL P. MCMANUS	IVONNE MARTINEZ	DAVID R. ATIAS	SCATTER	BLANK AND VOID
			IND	IND	CON	WOR	WOR	CFC	CFC	GRE		
Leg. Dist. 29	12	660	9	8	8	5	5	2	1	5	0	107
	13	616	4	12	4	5	6	0	6	3	0	135
	14	768	8	9	9	4	7	1	1	3	0	144
	15	664	6	8	5	4	6	3	5	4	0	142
	16	260	3	4	1	3	2	0	0	1	0	30
	19	676	3	13	6	5	9	1	2	3	0	117
	20	1,148	9	13	3	9	10	2	6	5	0	200
	21	936	12	5	10	7	12	2	5	5	0	217
	22	492	2	5	0	1	3	2	2	3	0	124
	23	864	5	6	4	3	5	2	8	4	2	287
	24	1,048	18	21	8	7	13	0	5	7	0	205
	25	940	11	9	6	5	5	7	4	4	0	266
	26	548	5	8	2	3	4	0	2	3	0	110
	27	216	4	6	2	3	4	0	0	1	0	35
Leg. Dist. 29		16,520	168	217	108	109	148	53	74	80	4	3,543
GRAND TOTAL:		172,356	2,867	3,436	1,084	1,444	2,129	696	687	1,785	22	34,027

TOWN OF BRIGHTON  
SUPERVISOR

LEGISLATIVE DISTRICT OR TOWN	ELECTION DISTRICT	TOTAL VOTERS	WES McALLISTER	SANDRA L. FRANKEL	WES McALLISTER	WES McALLISTER	SANDRA L. FRANKEL	SCATTER	BLANK AND VOID
			REP	DEM	IND	CON	WOR		
Brighton									
	1	357	94	233	4	12	7	0	7
	2	223	63	128	6	7	11	0	8
	3	289	89	157	5	3	6	0	29
	4	299	55	213	8	6	7	0	10
	5	319	42	252	4	6	7	0	8
	6	447	133	266	7	16	10	0	15
	7	257	76	148	6	6	12	0	9
	8	326	130	161	8	8	3	0	16
	9	284	70	188	8	6	8	0	4
	10	343	104	213	4	7	3	0	12
	11	374	104	223	5	9	17	0	16
	12	402	96	282	3	7	10	0	4
	13	264	56	186	4	6	9	0	3
	14	164	43	99	5	4	4	0	9
	15	273	81	154	7	9	3	0	19
	16	256	126	115	6	4	0	0	5
	17	192	19	147	3	0	7	0	16
	18	313	62	220	5	6	8	0	12
	19	227	40	166	0	12	5	0	4
	20	217	31	158	5	5	5	0	13
	21	281	57	190	6	6	11	0	11
	22	349	92	231	9	3	8	0	6
	23	314	60	226	8	2	6	0	12
	24	251	75	143	8	7	8	0	10
	25	271	57	187	4	9	7	0	7
	26	266	78	145	8	6	13	0	16
	27	276	68	184	7	4	7	0	6
	28	415	118	262	11	7	5	0	12
	29	228	73	132	3	7	3	0	10
	30	491	114	314	10	6	11	0	36
	31	293	67	199	6	4	7	0	10

TOWN OF BRIGHTON  
SUPERVISOR

<u>LEGISLATIVE DISTRICT OR TOWN</u>	<u>ELECTION DISTRICT</u>	<u>TOTAL VOTERS</u>	<u>WES McALLISTER REP</u>	<u>SANDRA L. FRANKEL DEM</u>	<u>WES McALLISTER IND</u>	<u>WES McALLISTER CON</u>	<u>SANDRA L. FRANKEL WOR</u>	<u>SCATTER</u>	<u>BLANK AND VOID</u>
Brighton									
	32	370	105	231	12	5	3	0	14
	33	346	109	214	4	8	4	0	7
	34	294	90	166	2	14	7	0	15
	35	297	49	221	8	3	4	0	12
	36	191	44	115	7	2	5	0	18
	37	310	69	211	6	2	12	0	10
	38	389	105	239	6	8	16	0	15
	39	253	69	153	6	8	9	0	8
	40	498	124	334	9	4	11	0	16
	41	330	64	235	7	5	3	0	16
	42	109	22	83	0	3	1	0	0
	43	313	70	210	4	7	4	0	18
	44	127	33	81	1	3	2	0	7
	45	172	46	100	0	9	5	0	12
	46	144	25	104	2	4	2	0	7
GRAND TOTAL:		<u>13,404</u>	<u>3,397</u>	<u>8,619</u>	<u>257</u>	<u>285</u>	<u>316</u>	<u>0</u>	<u>530</u>

TOWN OF BRIGHTON  
TOWN CLERK

LEGISLATIVE DISTRICT OR TOWN	ELECTION DISTRICT	TOTAL VOTERS	ANDREW W. DIMOCK	SUSAN KRAMARSKY	ANDREW W. DIMOCK	SCATTER	BLANK AND VOID
			REP	DEM	CON		
Brighton							
	1	357	88	234	10	0	25
	2	223	61	132	7	0	23
	3	289	98	143	5	0	43
	4	299	52	220	5	0	22
	5	319	47	245	7	0	20
	6	447	121	282	16	0	28
	7	257	77	144	10	0	26
	8	326	126	165	8	0	27
	9	284	76	189	7	0	12
	10	343	90	215	9	0	29
	11	374	108	222	9	0	35
	12	402	84	286	11	0	21
	13	264	60	184	5	0	15
	14	164	43	100	5	0	16
	15	273	84	146	12	0	31
	16	256	130	111	4	0	11
	17	192	22	144	1	0	25
	18	313	62	214	8	0	29
	19	227	39	161	11	0	16
	20	217	36	149	7	0	25
	21	281	63	189	5	0	24
	22	349	90	238	5	0	16
	23	314	60	232	4	0	18
	24	251	81	129	9	0	32
	25	271	57	186	8	0	20
	26	266	75	153	4	0	34
	27	276	63	187	6	0	20
	28	415	109	262	9	0	35
	29	228	79	118	11	0	20
	30	491	136	284	13	0	58
	31	293	70	196	5	0	22
	32	370	89	237	9	0	35
	33	346	102	217	10	0	17
	34	294	93	161	15	0	25
	35	297	55	211	3	0	28
	36	191	55	109	4	0	23
	37	310	65	205	5	0	35
	38	389	99	250	10	0	30
	39	253	70	155	10	0	18
	40	498	111	343	4	0	40
	41	330	66	223	7	0	34
	42	109	24	75	4	0	6
	43	313	80	186	8	0	39
	44	127	37	73	4	0	13
	45	172	45	99	7	0	21
	46	144	23	101	5	0	15
GRAND TOTAL:		<u>13,404</u>	<u>3,401</u>	<u>8,505</u>	<u>341</u>	<u>0</u>	<u>1,157</u>



TOWN OF BRIGHTON  
TOWN JUSTICE

LEGISLATIVE DISTRICT OR TOWN	ELECTION DISTRICT	TOTAL VOTERS	KAREN L. MORRIS		BLANK AND VOID
			DEM	SCATTER	
Brighton	1	357	243	0	114
	2	223	129	0	94
	3	289	150	0	139
	4	299	220	0	79
	5	319	255	1	63
	6	447	292	0	155
	7	257	154	0	103
	8	326	181	0	145
	9	284	207	0	77
	10	343	232	0	111
	11	374	233	0	141
	12	402	297	0	105
	13	264	191	0	73
	14	164	110	0	54
	15	273	155	0	118
	16	256	125	0	131
	17	192	138	0	54
	18	313	217	0	96
	19	227	168	0	59
	20	217	159	0	58
	21	281	207	0	74
	22	349	259	0	90
	23	314	236	0	78
	24	251	135	0	116
	25	271	203	0	68
	26	266	155	0	111
	27	276	198	0	78
	28	415	283	0	132
	29	228	137	0	91
	30	491	319	0	172
	31	293	210	0	83
	32	370	249	0	121
	33	346	224	0	122
	34	294	164	0	130
	35	297	226	0	71
	36	191	121	0	70
	37	310	215	0	95
	38	389	260	0	129
	39	253	154	0	99
	40	498	365	0	133
	41	330	233	0	97
	42	109	85	0	24
	43	313	201	0	112
	44	127	81	0	46
	45	172	104	0	68
	46	144	102	0	42
GRAND TOTAL:		<u>13,404</u>	<u>8,982</u>	<u>1</u>	<u>4,421</u>

TOWN OF BRIGHTON  
MEMBER OF COUNCIL  
(VOTE FOR TWO)  
PART 1 OF 2

LEGISLATIVE DISTRICT OR TOWN	ELECTION DISTRICT	TOTAL VOTERS	ALLEN S. BERNSTEIN	STEVE SCHOCKOW	RAYMOND J. TIERNEY, 3RD	SHERRY S. KRAUS	ALLEN S. BERNSTEIN
			REP	REP	DEM	DEM	IND
Brighton	1	714	108	104	215	208	9
	2	446	70	74	120	113	11
	3	578	107	98	135	136	5
	4	598	83	71	188	192	10
	5	638	69	63	227	219	7
	6	894	141	148	251	233	13
	7	514	72	78	157	133	7
	8	652	156	143	137	128	6
	9	568	86	82	175	169	10
	10	686	107	108	197	191	7
	11	748	118	125	202	202	7
	12	804	121	106	259	233	13
	13	528	74	75	167	161	5
	14	328	45	43	99	96	8
	15	546	78	89	148	130	6
	16	512	133	137	102	95	4
	17	384	41	29	129	134	3
	18	626	80	76	194	211	4
	19	454	57	48	146	147	6
	20	434	50	44	130	133	7
	21	562	68	71	179	173	6
	22	698	111	98	216	215	7
	23	628	82	77	211	198	8
	24	502	83	89	128	102	8
	25	542	61	70	178	160	10
	26	532	87	89	133	133	7
	27	552	82	74	178	173	6
	28	830	138	136	233	228	10
	29	456	89	85	105	105	6
	30	982	146	140	282	260	14
	31	586	95	90	161	163	9
	32	740	122	158	190	162	19
	33	692	123	128	184	180	8
	34	588	98	99	158	137	7
	35	594	75	72	191	191	7
	36	382	56	55	100	99	11
	37	620	92	73	183	189	10
	38	778	129	120	215	216	10
	39	506	85	82	127	134	8
	40	996	167	149	299	285	12
	41	660	97	80	197	202	11
	42	218	43	30	63	61	0
	43	626	107	89	159	168	9
	44	254	34	32	72	71	5
	45	344	54	47	82	88	5
	46	288	31	28	95	90	3
GRAND TOTAL:		<u>26,808</u>	<u>4,151</u>	<u>4,002</u>	<u>7,697</u>	<u>7,447</u>	<u>364</u>

TOWN OF BRIGHTON  
MEMBER OF COUNCIL  
(VOTE FOR TWO)  
PART 2 OF 2

LEGISLATIVE DISTRICT OR TOWN	ELECTION DISTRICT	TOTAL VOTERS	STEVE SCHOCKOW	ALLEN S. BERNSTEIN	STEVE SCHOCKOW	SCATTER	BLANK AND VOID
			IND	CON	CON		
Brighton	1	714	8	9	9	0	44
	2	446	7	6	8	0	37
	3	578	4	2	2	0	89
	4	598	9	8	8	0	29
	5	638	4	5	5	0	39
	6	894	13	20	19	0	56
	7	514	7	8	8	0	44
	8	652	8	9	7	0	58
	9	568	7	7	9	0	23
	10	686	7	11	13	0	45
	11	748	8	8	10	0	68
	12	804	7	7	8	0	50
	13	528	5	5	4	0	32
	14	328	4	4	3	0	26
	15	546	6	12	15	0	62
	16	512	6	6	5	0	24
	17	384	2	2	0	0	44
	18	626	3	7	8	0	43
	19	454	4	10	12	0	24
	20	434	5	6	7	0	52
	21	562	7	6	7	0	45
	22	698	10	3	3	0	35
	23	628	9	7	4	0	32
	24	502	8	6	9	0	69
	25	542	8	8	9	0	38
	26	532	10	6	6	0	61
	27	552	5	5	6	0	23
	28	830	12	11	10	0	52
	29	456	6	8	7	0	45
	30	982	13	9	9	0	109
	31	586	8	3	7	0	50
	32	740	21	9	8	0	51
	33	692	10	10	9	0	40
	34	588	7	17	19	0	46
	35	594	3	5	3	0	47
	36	382	10	4	6	0	41
	37	620	5	7	6	0	55
	38	778	10	9	10	0	59
	39	506	8	11	10	0	41
	40	996	10	7	6	0	61
	41	660	11	5	6	0	51
	42	218	2	2	3	0	14
	43	626	7	10	7	0	70
	44	254	4	2	2	0	32
	45	344	2	9	7	0	50
	46	288	4	4	4	0	29
GRAND TOTAL:		<u>26,808</u>	<u>334</u>	<u>335</u>	<u>343</u>	<u>0</u>	<u>2,135</u>

TOWN OF CHILI  
SUPERVISOR

<u>LEGISLATIVE DISTRICT OR TOWN</u>	<u>ELECTION DISTRICT</u>	<u>TOTAL VOTERS</u>	<u>TRACY L. LOGEL  REP</u>	<u>JASON R. ELLIOTTO  DEM</u>	<u>STEPHEN W. HENDERSHOTT  IND</u>	<u>STEPHEN W. HENDERSHOTT  CON</u>	<u>JASON R. ELLIOTTO  WOR</u>	<u>SCATTER</u>	<u>BLANK AND VOID</u>
Chili									
	1	296	136	94	33	11	12	0	10
	2	378	139	160	40	9	16	0	14
	3 /31	384	177	118	21	19	21	0	28
	4	247	123	84	10	10	9	0	11
	5	331	177	103	22	10	7	0	12
	6	354	186	110	19	14	9	0	16
	7	188	94	55	18	5	6	0	10
	8	313	164	87	19	17	14	0	12
	9	302	146	106	19	11	14	0	6
	10	244	134	61	14	16	11	0	8
	11	395	186	134	19	15	17	0	24
	12	463	258	134	23	11	15	0	22
	13	454	222	152	26	18	19	0	17
	14	361	173	114	26	18	17	0	13
	15	325	179	81	18	19	11	0	17
	16	410	174	147	40	16	22	0	11
	17	685	344	211	47	20	28	0	35
	18	459	193	157	40	23	20	0	26
	19	287	141	99	17	10	8	0	12
	20	448	229	135	27	22	18	0	17
	21	262	117	98	15	12	13	0	7
	22	366	145	164	16	15	17	0	9
	23	244	125	73	13	10	11	0	12
	24	395	160	134	26	31	29	0	15
	25	253	96	117	16	7	9	0	8
	26	394	201	121	23	12	14	1	22
	27	304	132	107	22	15	13	0	15

TOWN OF CHILI  
SUPERVISOR

LEGISLATIVE DISTRICT OR TOWN	ELECTION DISTRICT	TOTAL VOTERS	TRACY L. LOGEL  REP	JASON R. ELLIOTTO  DEM	STEPHEN W. HENDERSHOTT  IND	STEPHEN W. HENDERSHOTT  CON	JASON R. ELLIOTTO  WOR	SCATTER	BLANK AND VOID
Chili									
	28	268	96	123	15	7	13	0	14
	29	235	106	82	17	11	11	0	8
	30	182	73	75	8	12	3	0	11
GRAND TOTAL:		<u>10,227</u>	<u>4,826</u>	<u>3,436</u>	<u>669</u>	<u>426</u>	<u>427</u>	<u>1</u>	<u>442</u>

TOWN OF CHILI  
TOWN CLERK

LEGISLATIVE DISTRICT OR TOWN	ELECTION DISTRICT	TOTAL VOTERS	RICHARD J. BRONGO REP	DENNIS F. COZAN DEM	RICHARD J. BRONGO IND	RICHARD J. BRONGO CON	SCATTER	BLANK AND VOID
Chili								
	1	296	173	59	10	17	0	37
	2	378	196	99	20	24	0	39
	3 /31	384	184	104	17	25	0	54
	4	247	129	65	10	15	0	28
	5	331	162	84	17	20	0	48
	6	354	203	73	11	26	0	41
	7	188	94	49	7	11	0	27
	8	313	170	79	9	20	0	35
	9	302	162	67	13	22	0	38
	10	244	142	58	8	18	0	18
	11	395	193	110	15	21	0	56
	12	463	254	119	12	29	0	49
	13	454	283	89	14	28	0	40
	14	361	198	82	19	31	0	31
	15	325	195	54	14	23	0	39
	16	410	218	102	25	16	0	49
	17	685	372	181	25	27	0	80
	18	459	231	116	15	28	0	69
	19	287	166	76	7	10	0	28
	20	448	212	116	20	41	0	59
	21	262	139	58	11	19	0	35
	22	366	164	123	17	14	0	48
	23	244	137	49	9	25	0	24
	24	395	177	122	19	37	0	40
	25	253	99	102	14	12	0	26
	26	394	202	98	23	21	0	50
	27	304	144	79	16	31	0	34
	28	268	102	105	11	11	0	39
	29	235	113	63	9	19	0	31
	30	182	84	57	2	15	0	24
GRAND TOTAL:		<u>10,227</u>	<u>5,298</u>	<u>2,638</u>	<u>419</u>	<u>656</u>	<u>0</u>	<u>1,216</u>

TOWN OF CHILI  
TOWN JUSTICE

LEGISLATIVE DISTRICT OR TOWN	ELECTION DISTRICT	TOTAL VOTERS	PATRICK J. PIETROPAOLI	PATRICK J. PIETROPAOLI	PATRICK J. PIETROPAOLI	SCATTER	BLANK AND VOID
			REP	IND	CON		
Chili	1	296	167	18	21	0	90
	2	378	201	32	29	0	116
	3 /31	384	187	21	30	0	146
	4	247	135	19	19	0	74
	5	331	181	22	26	0	102
	6	354	216	18	25	0	95
	7	188	100	12	17	0	59
	8	313	180	16	22	0	95
	9	302	171	26	26	0	79
	10	244	139	12	24	0	69
	11	395	202	25	26	1	141
	12	463	269	32	28	0	134
	13	454	264	26	36	0	128
	14	361	195	39	41	0	86
	15	325	194	24	19	0	88
	16	410	232	35	18	0	125
	17	685	392	33	33	0	227
	18	459	242	22	31	0	164
	19	287	162	27	16	0	82
	20	448	225	36	40	1	146
	21	262	151	19	22	0	70
	22	366	173	28	17	0	148
	23	244	137	17	25	0	65
	24	395	201	29	43	0	122
	25	253	115	22	14	0	102
	26	394	209	32	27	0	126
	27	304	154	28	36	0	86
	28	268	110	11	12	0	135
	29	235	120	19	18	0	78
	30	182	90	14	18	0	60
GRAND TOTAL:		<u>10,227</u>	<u>5,514</u>	<u>714</u>	<u>759</u>	<u>2</u>	<u>3,238</u>

TOWN OF CHILI  
MEMBER OF COUNCIL  
(VOTE FOR 2)  
PART 1 OF 2

LEGISLATIVE DISTRICT OR TOWN	ELECTION DISTRICT	TOTAL VOTERS	VIRGINIA L. IGNATOWSKI	MICHAEL S. SLATTERY	RONALD P. FODGE	JUSTINE A. WINNICKI	VIRGINIA L. IGNATOWSKI	MICHAEL S. SLATTERY
			REP	REP	DEM	DEM	IND	IND
Chili	1	592	142	157	78	72	8	15
	2	756	171	176	122	90	21	18
	3 /31	768	157	170	121	108	11	8
	4	494	105	121	91	71	9	7
	5	662	148	162	103	85	19	18
	6	708	159	180	123	91	10	13
	7	376	75	86	61	52	7	7
	8	626	136	158	103	80	7	8
	9	604	145	144	85	65	16	8
	10	488	117	134	76	56	4	4
	11	790	162	164	148	136	10	21
	12	926	193	214	162	150	13	16
	13	908	204	239	174	113	11	13
	14	722	141	173	132	91	11	17
	15	650	135	170	103	71	15	13
	16	820	162	193	177	127	17	23
	17	1,370	307	353	242	189	17	24
	18	918	183	227	166	123	7	13
	19	574	128	154	108	24	5	8
	20	896	153	184	161	143	18	17
	21	524	103	115	92	76	10	10
	22	732	142	158	144	118	11	18
	23	488	104	115	77	57	5	7
	24	790	150	169	126	106	12	27
	25	506	82	89	120	115	9	8
	26	788	153	192	139	92	18	20
	27	608	100	137	117	84	13	15
	28	536	86	98	125	111	5	7
	29	470	76	101	101	66	4	11
	30	364	76	80	65	47	8	9
GRAND TOTAL:		<u>20,454</u>	<u>4,195</u>	<u>4,813</u>	<u>3,642</u>	<u>2,809</u>	<u>331</u>	<u>403</u>



TOWN OF CHILI  
MEMBER OF COUNCIL  
(VOTE FOR 2)  
PART 2 OF 2

LEGISLATIVE DISTRICT OR TOWN	ELECTION DISTRICT	TOTAL VOTERS	VIRGINIA L. IGNATOWSKI	MICHAEL S. SLATTERY	RONALD P. FODGE	JUSTINE A. WINNICKI	SCATTER	BLANK AND VOID
			CON	CON	WOR	WOR		
Chili	1	592	17	16	8	7	0	72
	2	756	23	20	21	11	0	83
	3 /31	768	28	24	21	19	0	101
	4	494	14	17	7	2	0	50
	5	662	18	22	7	5	0	75
	6	708	22	22	8	10	0	70
	7	376	15	13	7	6	0	47
	8	626	22	23	15	11	0	63
	9	604	24	29	14	7	0	67
	10	488	21	22	9	8	0	37
	11	790	17	22	10	12	0	88
	12	926	26	25	16	16	0	95
	13	908	23	27	16	11	0	77
	14	722	33	34	13	12	0	65
	15	650	19	21	11	9	0	83
	16	820	12	14	21	11	0	63
	17	1,370	26	29	24	19	0	140
	18	918	29	36	20	13	0	101
	19	574	13	11	7	6	0	110
	20	896	40	37	17	14	0	112
	21	524	14	21	16	7	0	60
	22	732	19	15	14	11	0	82
	23	488	19	23	12	10	0	59
	24	790	37	38	21	17	0	87
	25	506	10	13	7	6	0	47
	26	788	21	24	21	10	0	98
	27	608	26	26	14	10	0	66
	28	536	9	8	10	7	0	70
	29	470	13	19	15	10	0	54
	30	364	13	15	2	2	0	47
GRAND TOTAL:		<u>20,454</u>	<u>623</u>	<u>666</u>	<u>404</u>	<u>299</u>	<u>0</u>	<u>2,269</u>

TOWN OF CLARKSON  
SUPERVISOR

<u>LEGISLATIVE DISTRICT OR TOWN</u>	<u>ELECTION DISTRICT</u>	<u>TOTAL VOTERS</u>	PAUL M. KIMBALL <u>REP</u>	<u>SCATTER</u>	<u>BLANK AND VOID</u>
Clarkson					
	1	328	235	0	93
	2	270	193	0	77
	3	321	236	0	85
	4	412	305	0	107
	5	310	222	0	88
	6	242	180	0	62
GRAND TOTAL:		<u>1,883</u>	<u>1,371</u>	<u>0</u>	<u>512</u>

TOWN OF CLARKSON  
TOWN CLERK

<u>LEGISLATIVE DISTRICT OR TOWN</u>	<u>ELECTION DISTRICT</u>	<u>TOTAL VOTERS</u>	FRANCES B. WILCOX <u>REP</u>	<u>SCATTER</u>	<u>BLANK AND VOID</u>
Clarkson					
	1	328	237	0	91
	2	270	189	0	81
	3	321	242	0	79
	4	412	303	0	109
	5	310	232	0	78
	6	242	183	0	59
GRAND TOTAL:		<u>1,883</u>	<u>1,386</u>	<u>0</u>	<u>497</u>

TOWN OF CLARKSON  
TOWN JUSTICE

LEGISLATIVE DISTRICT OR TOWN	ELECTION DISTRICT	TOTAL VOTERS	RICHARD F. ALEXANDER	SCATTER	BLANK AND VOID
			REP		
Clarkson	1	328	224	0	104
	2	270	180	0	90
	3	321	232	0	89
	4	412	291	0	121
	5	310	211	0	99
	6	242	171	0	71
GRAND TOTAL:		<u>1,883</u>	<u>1,309</u>	<u>0</u>	<u>574</u>

TOWN OF CLARKSON  
MEMBER OF COUNCIL  
(VOTE FOR 2)

LEGISLATIVE DISTRICT OR TOWN	ELECTION DISTRICT	TOTAL VOTERS	CHRISTA L. FILIPOWICZ  REP	HARLAN R. PURDY  REP	SCATTER	BLANK AND VOID
Clarkson	1	656	221	209	0	226
	2	540	178	167	0	195
	3	642	216	209	0	217
	4	824	290	274	0	260
	5	620	209	197	0	214
	6	484	175	162	0	147
GRAND TOTAL:		<u>3,766</u>	<u>1,289</u>	<u>1,218</u>	<u>0</u>	<u>1,259</u>

VILLAGE/TOWN OF EAST ROCHESTER  
MAYOR

<u>LEGISLATIVE DISTRICT OR TOWN</u>	<u>ELECTION DISTRICT</u>	<u>TOTAL VOTERS</u>	DAVID P. BONACCHI <u>REP</u>	DAVID P. BONACCHI <u>CON</u>	<u>SCATTER</u>	<u>BLANK AND VOID</u>
East Rochester	1	340	198	30	4	108
	2	309	210	21	0	78
	3	309	190	22	0	97
	4	287	175	18	0	94
	5	243	143	19	0	81
	6	252	142	21	0	89
	7	289	177	24	2	86
GRAND TOTAL:		<u><u>2,029</u></u>	<u><u>1,235</u></u>	<u><u>155</u></u>	<u><u>6</u></u>	<u><u>633</u></u>

VILLAGE/TOWN OF EAST ROCHESTER  
TOWN JUSTICE

LEGISLATIVE DISTRICT OR TOWN	ELECTION DISTRICT	TOTAL VOTERS	VICTORIA M. ARGENTO	TERRENCE C. BROWNSTEINER	VICTORIA M. ARGENTO	SCATTER	BLANK AND VOID
			REP	DEM	CON		
East Rochester	1	340	150	131	21	0	38
	2	309	180	92	16	0	21
	3	309	154	113	17	0	25
	4	287	135	103	16	0	33
	5	243	109	103	15	0	16
	6	252	124	92	17	0	19
	7	289	153	97	15	0	24
GRAND TOTAL:		2,029	1,005	731	117	0	176

VILLAGE/TOWN OF EAST ROCHESTER  
VILLAGE TRUSTEE  
(VOTE FOR 2)

LEGISLATIVE DISTRICT OR TOWN	ELECTION DISTRICT	TOTAL VOTERS	TONY	BARBARA	JUANITA	TONY	BARBARA	SCATTER	BLANK AND VOID
			ARGENTO REP	MARR REP	M. RYAN DEM	ARGENTO CON	MARR CON		
East Rochester	1	680	133	149	178	23	25	1	171
	2	618	169	171	120	17	20	0	121
	3	618	159	156	135	18	19	0	131
	4	574	142	148	135	15	15	0	119
	5	486	117	115	123	13	20	0	98
	6	504	129	114	114	18	22	0	107
	7	578	139	146	133	12	24	1	123
GRAND TOTAL:		<u>4,058</u>	<u>988</u>	<u>999</u>	<u>938</u>	<u>116</u>	<u>145</u>	<u>2</u>	<u>870</u>



TOWN OF GATES  
SUPERVISOR

LEGISLATIVE DISTRICT OR TOWN	ELECTION DISTRICT	TOTAL VOTERS	RALPH J. ESPOSITO REP	RALPH J. ESPOSITO CON	SUSAN I. SWANTON WOR	SCATTER	BLANK AND VOID
Gates	1	193	94	22	45	0	32
	2	281	174	25	42	0	40
	3	181	93	13	43	0	32
	4	298	159	26	66	0	47
	5	383	234	22	87	0	40
	6	315	172	16	72	0	55
	7	401	224	33	99	0	45
	8	235	142	14	58	0	21
	9	335	186	30	35	0	84
	10	170	83	10	51	0	26
	11	205	99	13	68	0	25
	12	182	88	11	53	0	30
	13	307	164	31	59	0	53
	14	224	138	14	39	0	33
	15	345	212	31	53	0	49
	16	223	113	23	47	0	40
	17	240	129	25	47	0	39
	18	312	145	22	56	0	89
	19	284	135	27	78	0	44
	20	279	144	21	86	0	28
	21	275	170	18	37	0	50
	22	232	123	24	44	0	41
	23	282	139	33	71	0	39
	24	321	185	18	66	0	52
	25	292	164	20	52	0	56
	26	338	191	45	46	0	56
	27	336	164	34	58	0	80
	28	236	117	15	58	0	46
	29	266	154	26	42	0	44
	30	182	94	15	33	0	40
	31	207	122	17	36	0	32
	32	317	156	27	86	0	48
	33	140	70	12	30	0	28
	34	207	112	21	32	0	42
	35	177	101	11	40	0	25
GRAND TOTAL:		<u>9,201</u>	<u>4,990</u>	<u>765</u>	<u>1,915</u>	<u>0</u>	<u>1,531</u>

TOWN OF GATES  
TOWN JUSTICE

LEGISLATIVE DISTRICT OR TOWN	ELECTION DISTRICT	TOTAL VOTERS	JOHN J. PISATURO	JOHN J. PISATURO	SCATTER	BLANK AND VOID
			REP	CON		
Gates	1	193	101	24	0	68
	2	281	171	24	0	86
	3	181	95	16	0	70
	4	298	168	25	0	105
	5	383	259	31	0	93
	6	315	185	28	0	102
	7	401	250	47	0	104
	8	235	162	19	0	54
	9	335	166	32	0	137
	10	170	88	18	0	64
	11	205	101	26	0	78
	12	182	104	18	0	60
	13	307	176	33	0	98
	14	224	141	21	0	62
	15	345	214	32	0	99
	16	223	126	27	0	70
	17	240	142	23	0	75
	18	312	187	29	0	96
	19	284	154	34	0	96
	20	279	166	28	0	85
	21	275	181	25	0	69
	22	232	129	34	0	69
	23	282	152	36	0	94
	24	321	193	30	0	98
	25	292	161	27	0	104
	26	338	196	51	0	91
	27	336	164	42	0	130
	28	236	131	23	0	82
	29	266	151	33	0	82
	30	182	106	15	0	61
	31	207	122	23	0	62
	32	317	162	42	0	113
	33	140	82	17	0	41
	34	207	130	18	0	59
	35	177	115	14	0	48
GRAND TOTAL:		<u>9,201</u>	<u>5,331</u>	<u>965</u>	<u>0</u>	<u>2,905</u>

TOWN OF GATES  
MEMBER OF COUNCIL  
(VOTE FOR 2)

LEGISLATIVE DISTRICT OR TOWN	ELECTION DISTRICT	TOTAL VOTERS	MICHAEL	GREGORY	MICHAEL	GREGORY	SCATTER	BLANK AND VOID
			W. ROCHE REP	S. HART REP	W. ROCHE CON	S. HART CON		
Gates	1	386	98	103	24	26	0	135
	2	562	166	166	22	28	0	180
	3	362	91	87	17	17	0	150
	4	596	164	160	27	26	0	219
	5	766	255	254	28	25	0	204
	6	630	182	185	32	28	0	203
	7	802	252	240	50	50	0	210
	8	470	157	157	17	18	0	121
	9	670	160	158	31	30	2	289
	10	340	91	87	11	12	0	139
	11	410	103	103	26	26	0	152
	12	364	103	103	17	20	0	121
	13	614	165	166	31	27	0	225
	14	448	127	129	17	15	0	160
	15	690	203	202	30	29	0	226
	16	446	114	109	21	25	0	177
	17	480	129	129	23	23	0	176
	18	624	192	183	15	31	0	203
	19	568	151	148	31	31	0	207
	20	558	159	158	30	29	0	182
	21	550	173	167	26	26	0	158
	22	464	124	127	32	33	0	148
	23	564	144	147	37	40	0	196
	24	642	193	194	31	29	0	195
	25	584	154	157	26	27	0	220
	26	676	189	182	48	45	0	212
	27	672	151	148	40	41	0	292
	28	472	125	120	21	25	0	181
	29	532	145	146	30	32	0	179
	30	364	96	98	12	15	0	143
	31	414	121	120	24	21	0	128
	32	634	160	164	39	39	0	232
	33	280	75	75	18	16	0	96
	34	414	123	122	21	23	0	125
	35	354	107	112	14	15	0	106
GRAND TOTAL:		<u>18,402</u>	<u>5,142</u>	<u>5,106</u>	<u>919</u>	<u>943</u>	<u>2</u>	<u>6,290</u>

TOWN OF GREECE  
TOWN JUSTICE  
(VOTE FOR 2)

LEGISLATIVE DISTRICT OR TOWN	ELECTION DISTRICT	TOTAL VOTERS	CHARLES A. SCHIANO, JR.	RAYMOND S. DIRADDO	CHARLES A. SCHIANO, JR.	RAYMOND S. DIRADDO	CHARLES A. SCHIANO, JR.	RAYMOND S. DIRADDO	SCATTER	BLANK AND VOID
			REP	REP	IND	IND	CON	CON		
Greece	1	542	138	132	32	32	23	22	0	163
	2	598	173	167	30	31	21	20	0	156
	3	590	170	160	28	28	20	17	0	167
	4	486	124	124	19	19	20	22	0	158
	5	430	121	117	15	13	14	11	0	139
	6	412	108	99	23	18	11	11	0	142
	7	612	171	167	26	26	18	24	0	180
	8	502	126	128	23	21	14	14	0	176
	9	486	127	124	24	31	17	17	0	146
	10	466	123	116	26	31	19	21	0	130
	11	290	74	63	15	18	8	8	0	104
	12	400	107	109	8	9	20	18	0	129
	13	546	141	141	25	26	26	24	0	163
	14	428	105	102	19	15	14	15	0	158
	15	482	140	124	20	22	21	23	0	132
	16	380	103	100	20	18	20	17	0	102
	17	666	194	185	30	29	25	26	2	175
	18	646	175	177	24	22	30	28	0	190
	19	462	130	121	15	17	10	7	0	162
	20	480	119	124	19	15	20	22	0	161
	21	502	153	139	16	16	21	18	0	139
	22	426	112	104	20	17	14	11	0	148
	23	804	201	189	42	36	19	23	0	294
	24	938	268	270	35	37	40	37	0	251
	25	526	131	115	30	28	20	20	0	182
	26	500	142	131	22	19	17	17	0	152
	27	826	224	208	28	29	31	30	0	276
	28	624	186	174	28	24	33	32	0	147
	29	622	162	164	42	40	26	26	0	162
	30	418	101	100	24	20	13	13	1	146
	31	560	160	140	20	18	18	16	0	188

TOWN OF GREECE  
TOWN JUSTICE  
(VOTE FOR 2)

LEGISLATIVE DISTRICT OR TOWN	ELECTION DISTRICT	TOTAL VOTERS	CHARLES A. SCHIANO, JR.	RAYMOND S. DIRADDO	CHARLES A. SCHIANO, JR.	RAYMOND S. DIRADDO	CHARLES A. SCHIANO, JR.	RAYMOND S. DIRADDO	SCATTER	BLANK AND VOID
			REP	REP	IND	IND	CON	CON		
Greece										
	32	578	148	141	25	27	23	22	0	192
	33	822	233	241	30	25	35	38	0	220
	34	640	190	175	27	21	20	19	1	187
	35	478	128	124	24	19	25	21	0	137
	36	668	179	174	23	25	23	23	0	221
	37	462	123	119	13	16	31	30	0	130
	38	690	209	202	32	37	20	20	0	170
	39	392	112	113	20	18	13	14	0	102
	40	496	140	126	20	19	15	10	0	166
	41	678	190	171	32	30	31	32	2	190
	42	526	134	130	22	22	18	22	0	178
	43	782	236	199	35	33	37	33	0	209
	44	704	225	218	23	23	18	19	0	178
	45	782	237	232	34	35	26	20	0	198
	46	414	120	105	17	16	21	17	0	118
	47	624	174	167	21	19	25	22	0	196
	48	472	142	131	16	16	12	8	0	147
	49	496	132	136	17	19	16	18	2	156
	50	584	186	175	17	18	23	20	1	144
	51	412	115	116	20	18	14	13	0	116
	52	752	214	219	25	30	29	27	0	208
	53	414	107	101	17	16	20	21	0	132
	54	566	167	158	30	31	20	18	0	142
	55	540	147	141	21	22	24	25	0	160
	56	794	221	219	36	40	30	27	0	221
	57	650	169	156	32	32	24	20	0	217
	58	698	181	190	44	38	31	32	0	182
	59	428	98	98	23	24	19	18	0	148
	60	526	135	131	23	23	16	20	0	178
	61	584	143	146	30	25	21	22	0	197
	62	704	188	182	34	30	21	22	0	227

TOWN OF GREECE  
TOWN JUSTICE  
(VOTE FOR 2)

LEGISLATIVE DISTRICT OR TOWN	ELECTION DISTRICT	TOTAL VOTERS	CHARLES A. SCHIANO, JR.	RAYMOND S. DIRADDO	CHARLES A. SCHIANO, JR.	RAYMOND S. DIRADDO	CHARLES A. SCHIANO, JR.	RAYMOND S. DIRADDO	SCATTER	BLANK AND VOID
			REP	REP	IND	IND	CON	CON		
Greece	63	668	167	147	38	35	31	24	0	226
	64	504	148	158	20	18	10	13	0	137
	65	654	207	191	22	21	14	16	0	183
	66	402	112	115	16	14	12	14	0	119
	67	510	152	144	27	23	18	20	0	126
	68	786	212	208	33	34	39	42	0	218
	69	450	122	121	23	21	15	18	0	130
	70	620	181	162	25	27	25	23	0	177
	71	738	213	198	30	25	25	23	0	224
	72	684	204	201	24	21	27	28	0	179
	73	388	105	104	13	16	11	10	0	129
	74	412	109	109	27	20	11	9	0	127
	75	504	139	147	21	15	14	14	0	154
	76	470	151	143	16	16	18	15	0	111
	77	718	188	182	30	32	27	24	0	235
	78	494	146	130	21	21	11	11	0	154
	79	694	201	189	26	24	30	29	0	195
	80	704	220	205	17	23	29	30	0	180
	81	486	135	137	19	17	22	18	0	138
	82	430	108	97	22	21	19	21	0	142
	83	446	132	125	15	16	12	14	0	132
	84	686	188	164	44	42	24	21	0	203
	85	712	207	199	15	15	31	33	0	212
	86	826	257	242	28	23	25	27	2	222
	87	542	155	166	20	15	21	20	0	145
	88	582	165	156	25	26	22	25	0	163
	89	520	150	155	15	9	25	26	0	140
	90	652	184	187	16	17	28	30	0	190
	91	870	248	244	39	45	36	30	0	228
	92	948	258	239	45	43	31	29	0	303
	93	712	191	185	33	40	23	19	0	221

TOWN OF GREECE  
TOWN JUSTICE  
(VOTE FOR 2)

LEGISLATIVE DISTRICT OR TOWN	ELECTION DISTRICT	TOTAL VOTERS	CHARLES A. SCHIANO, JR.	RAYMOND S. DIRADDO	CHARLES A. SCHIANO, JR.	RAYMOND S. DIRADDO	CHARLES A. SCHIANO, JR.	RAYMOND S. DIRADDO	SCATTER	BLANK AND VOID
			REP	REP	IND	IND	CON	CON		
Greece										
	94	540	137	126	28	26	19	21	0	183
	95	400	113	106	24	20	9	8	0	120
	96	706	194	194	28	27	25	33	0	205
	97	810	237	255	25	26	28	27	0	212
	98	764	211	198	25	29	21	20	0	260
	99	644	192	185	27	26	24	23	0	167
	100	648	184	187	23	22	29	28	0	175
	101	442	132	134	17	13	18	15	0	113
	102	782	223	213	38	41	37	38	0	192
	103	704	204	195	25	28	25	23	0	204
	104	742	207	204	31	30	22	20	0	228
	105	466	158	157	14	16	13	13	0	95
	106	494	129	131	25	21	26	26	0	136
GRAND TOTAL:		61,960	17,308	16,685	2,626	2,552	2,306	2,254	11	18,218

TOWN OF GREECE  
MEMBER OF TOWN COUNCIL  
WARD 1

LEGISLATIVE DISTRICT OR TOWN	ELECTION DISTRICT	TOTAL VOTERS	JIM SMITH	JIM SMITH	JIM SMITH	SCATTER	BLANK AND VOID
			REP	IND	CON		
Greece							
	1	271	136	29	21	1	84
	2	299	159	35	19	0	86
	6	206	102	24	13	0	67
	11	145	67	15	8	0	55
	12	200	98	5	17	0	80
	16	190	93	21	18	0	58
	21	251	135	17	18	0	81
	22	213	106	16	11	0	80
	26	250	142	20	15	0	73
	30	209	98	19	15	0	77
	31	280	144	20	19	0	97
	34	320	174	23	23	1	99
	35	239	132	16	24	0	67
	38	345	188	34	18	0	105
	41	339	178	28	28	1	104
	46	207	102	12	22	0	71
	47	312	159	22	21	0	110
	48	236	137	13	9	0	77
	71	369	200	26	30	0	113
	74	206	110	24	7	0	65
	76	235	153	14	18	1	49
	78	247	135	17	11	0	84
	79	347	190	28	31	0	98
	82	215	93	21	21	0	80
	84	343	168	42	28	0	105
	89	260	138	11	26	0	85
	98	382	194	26	22	0	140
	99	322	172	23	25	0	102
	106	247	118	23	23	0	83
GRAND TOTAL:		<u>7,685</u>	<u>4,021</u>	<u>624</u>	<u>561</u>	<u>4</u>	<u>2,475</u>



TOWN OF GREECE  
MEMBER OF TOWN COUNCIL  
WARD 2

LEGISLATIVE DISTRICT OR TOWN	ELECTION DISTRICT	TOTAL VOTERS	BOB BILSKY	BOB BILSKY	BOB BILSKY	SCATTER	BLANK AND VOID
			REP	IND	CON		
Greece	3	295	160	25	15	0	95
	4	243	116	20	20	0	87
	13	273	115	26	23	0	109
	15	241	120	18	22	0	81
	18	323	170	24	30	0	99
	29	311	153	35	28	0	95
	36	334	164	18	24	0	128
	39	196	109	17	12	0	58
	42	263	115	27	18	0	103
	49	248	118	14	17	1	98
	50	292	173	15	21	1	82
	52	376	197	26	32	0	121
	53	207	99	17	20	0	71
	55	270	132	19	22	0	97
	56	397	213	26	29	0	129
	58	349	181	31	30	0	107
	60	263	137	17	18	0	91
	62	352	162	26	19	0	145
	64	252	140	17	12	0	83
	66	201	111	13	12	0	65
	69	225	111	23	16	0	75
	72	342	189	17	29	0	107
	73	194	89	13	13	0	79
	75	252	130	20	13	0	89
	80	352	185	15	30	0	122
	88	291	146	21	24	0	100
	95	200	93	23	9	0	75
	96	353	175	22	25	0	131
	101	221	107	14	17	0	83
GRAND TOTAL:		<u>8,116</u>	<u>4,110</u>	<u>599</u>	<u>600</u>	<u>2</u>	<u>2,805</u>

TOWN OF GREECE  
MEMBER OF TOWN COUNCIL  
WARD 3

LEGISLATIVE DISTRICT OR TOWN	ELECTION DISTRICT	TOTAL VOTERS	JERRY HELPER	JERRY HELPER	JERRY HELPER	SCATTER	BLANK AND VOID
			REP	IND	CON		
Greece	5	215	120	16	13	0	66
	7	306	173	24	21	1	87
	8	251	130	18	17	0	86
	9	243	124	25	15	0	79
	10	233	123	29	20	1	60
	14	214	103	16	16	0	79
	17	333	186	28	27	1	91
	19	231	124	16	12	0	79
	20	240	115	23	20	1	81
	23	402	185	29	23	0	165
	25	263	118	28	24	0	93
	32	289	152	31	21	0	85
	37	231	120	13	34	0	64
	40	248	143	19	12	0	74
	51	206	118	18	12	0	58
	59	214	96	23	18	0	77
	61	292	148	25	23	0	96
	63	334	157	31	29	0	117
	65	327	196	22	11	0	98
	67	255	139	24	18	0	74
	68	393	206	34	42	0	111
	77	359	184	24	24	0	127
	81	243	129	17	20	0	77
	83	223	129	17	13	0	64
	87	271	151	17	23	1	79
	93	356	178	37	18	0	123
	94	270	131	29	23	0	87
GRAND TOTAL:		<u>7,442</u>	<u>3,878</u>	<u>633</u>	<u>549</u>	<u>5</u>	<u>2,377</u>

TOWN OF GREECE  
MEMBER OF TOWN COUNCIL  
WARD 4

LEGISLATIVE DISTRICT OR TOWN	ELECTION DISTRICT	TOTAL VOTERS	RICK ANTELLI	RICK ANTELLI	RICK ANTELLI	SCATTER	BLANK AND VOID
			REP	IND	CON		
Greece	24	469	286	42	43	0	98
	27	413	231	33	35	0	114
	28	312	192	23	32	0	65
	33	411	256	27	37	0	91
	43	391	240	32	32	0	87
	44	352	229	29	17	0	77
	45	391	256	41	32	0	62
	54	283	173	31	12	0	67
	57	325	171	35	21	0	98
	70	310	181	32	27	0	70
	85	356	202	13	37	0	104
	86	413	248	27	22	1	115
	90	326	195	16	34	0	81
	91	435	265	39	35	1	95
	92	474	262	42	28	0	142
	97	405	259	26	30	0	90
	100	324	190	26	27	0	81
	102	391	216	42	34	0	99
	103	352	199	31	28	0	94
	104	371	220	31	16	0	104
	105	233	162	15	12	0	44
GRAND TOTAL:		<u>7,737</u>	<u>4,633</u>	<u>633</u>	<u>591</u>	<u>2</u>	<u>1,878</u>

TOWN OF HAMLIN  
SUPERVISOR

LEGISLATIVE DISTRICT OR TOWN	ELECTION DISTRICT	TOTAL VOTERS	AUSTIN F. WARNER III  REP	PETER TONERY  DEM	AUSTIN F. WARNER III  CON	PETER TONERY  AHP	SCATTER	BLANK AND VOID
Hamlin								
	1	277	136	86	27	17	0	11
	2	367	206	106	17	20	0	18
	3	238	131	68	22	6	0	11
	4	227	116	56	15	18	0	22
	5	272	157	53	24	17	1	20
	6	200	111	55	15	10	0	9
	7 /11	473	232	150	20	43	3	25
	8	251	123	72	17	13	0	26
	9	217	123	53	21	7	0	13
	10	367	205	97	26	27	0	12
GRAND TOTAL:		2,889	1,540	796	204	178	4	167

TOWN OF HAMLIN  
TOWN CLERK

<u>LEGISLATIVE DISTRICT OR TOWN</u>	<u>ELECTION DISTRICT</u>	<u>TOTAL VOTERS</u>	<u>KATHI A. RICKMAN REP</u>	<u>KATHI A. RICKMAN CON</u>	<u>SCATTER</u>	<u>BLANK AND VOID</u>
Hamlin						
	1	277	163	36	0	78
	2	367	272	29	0	66
	3	238	155	29	0	54
	4	227	148	29	0	50
	5	272	170	32	0	70
	6	200	131	22	0	47
	7 /11	473	312	36	0	125
	8	251	157	18	0	76
	9	217	139	22	0	56
	10	367	261	37	0	69
GRAND TOTAL:		<u>2,889</u>	<u>1,908</u>	<u>290</u>	<u>0</u>	<u>691</u>

TOWN OF HAMLIN  
TOWN JUSTICE

LEGISLATIVE DISTRICT OR TOWN	ELECTION DISTRICT	TOTAL VOTERS	PAUL W. RATH	MATHEW C. TURCOTTE	PAUL W. RATH	MATHEW C. TURCOTTE	SCATTER	BLANK AND VOID
			REP	DEM	CON	AHP		
Hamlin								
	1	277	140	82	28	12	0	15
	2	367	250	73	21	13	0	10
	3	238	133	49	27	6	0	23
	4	227	147	27	25	12	0	16
	5	272	147	48	34	12	0	31
	6	200	116	42	17	8	0	17
	7 /11	473	267	112	33	24	0	37
	8	251	138	61	15	16	0	21
	9	217	137	42	20	5	0	13
	10	367	244	57	27	20	0	19
GRAND TOTAL:		<u>2,889</u>	<u>1,719</u>	<u>593</u>	<u>247</u>	<u>128</u>	<u>0</u>	<u>202</u>

TOWN OF HAMLIN  
MEMBER OF COUNCIL  
(VOTE FOR 2)  
PART 1 OF 2

LEGISLATIVE DISTRICT OR TOWN	ELECTION DISTRICT	TOTAL VOTERS	DAVID G. ROSE	GEORGE L. TODD	NANCY A. PIERCE	JAMES B. MARTIN	DAVID G. ROSE
			REP	REP	DEM	DEM	CON
Hamlin	1	554	119	112	101	90	25
	2	734	206	182	122	123	16
	3	476	133	110	62	67	25
	4	454	116	115	63	58	18
	5	544	140	129	63	67	31
	6	400	107	98	58	53	13
	7 /11	946	245	207	137	171	28
	8	502	122	113	76	71	15
	9	434	123	105	60	61	16
	10	734	223	188	82	99	28
GRAND TOTAL:		<u>5,778</u>	<u>1,534</u>	<u>1,359</u>	<u>824</u>	<u>860</u>	<u>215</u>

TOWN OF HAMLIN  
MEMBER OF COUNCIL  
(VOTE FOR 2)  
PART 2 OF 2

LEGISLATIVE DISTRICT OR TOWN	ELECTION DISTRICT	TOTAL VOTERS	GEORGE L. TODD <u>CON</u>	NANCY A. PIERCE <u>AHP</u>	JAMES B. MARTIN <u>AHP</u>	<u>SCATTER</u>	BLANK AND VOID
Hamlin	1	554	27	19	19	0	42
	2	734	13	19	16	0	37
	3	476	22	7	9	0	41
	4	454	18	19	16	0	31
	5	544	21	17	16	0	60
	6	400	13	13	12	0	33
	7/11	946	19	33	41	0	65
	8	502	13	18	14	0	60
	9	434	17	6	6	0	40
	10	734	27	23	26	0	38
GRAND TOTAL:		<u>5,778</u>	<u>190</u>	<u>174</u>	<u>175</u>	<u>0</u>	<u>447</u>



TOWN OF HENRIETTA  
SUPERVISOR

LEGISLATIVE DISTRICT OR TOWN	ELECTION DISTRICT	TOTAL VOTERS	JAMES R. BREESE REP	JACK DRISCOLL IND	JACK DRISCOLL CON	SCATTER	BLANK AND VOID
Henrietta	1	396	232	93	36	0	35
	2	250	129	64	31	0	26
	3	182	90	54	11	0	27
	4	266	147	56	15	0	48
	5	318	200	55	24	0	39
	6	341	176	82	38	0	45
	7	301	171	70	16	0	44
	8	322	176	86	22	0	38
	9	259	113	74	19	0	53
	10	304	144	94	34	0	32
	11	271	127	55	21	0	68
	12	321	177	86	27	0	31
	13	338	166	98	31	0	43
	14	237	101	75	27	1	33
	15	303	132	114	29	0	28
	16	220	95	64	25	0	36
	17	370	204	92	30	0	44
	18	357	162	109	37	0	49
	19	269	132	75	32	1	29
	20	537	257	160	63	0	57
	21	255	123	73	23	0	36
	22	439	244	93	35	0	67
	23	249	131	57	27	0	34
	24	269	126	84	18	0	41
	25	337	188	84	31	0	34
	26	390	211	86	52	0	41
	27	413	243	97	34	0	39
	28	354	186	92	35	0	41
	29	358	140	127	44	0	47
	30	475	222	115	54	0	84
	31	194	97	49	18	0	30
	32	368	158	123	38	0	49
	33	242	129	62	14	0	37
	34	188	93	41	19	0	35
GRAND TOTAL:		<u>10,693</u>	<u>5,422</u>	<u>2,839</u>	<u>1,010</u>	<u>2</u>	<u>1,420</u>

TOWN OF HENRIETTA  
TOWN JUSTICE  
(VOTE FOR 3)

LEGISLATIVE DISTRICT OR TOWN	ELECTION DISTRICT	TOTAL VOTERS	JOHN KOPACKI	STEVEN M. DONSKY	JOHN G. PERICAK	STEVEN M. DONSKY	JOHN G. PERICAK	STEVEN M. DONSKY	JOHN G. PERICAK	SCATTER	BLANK AND VOID
			REP	REP	REP	IND	IND	CON	CON		
Henrietta	1	1,188	270	217	220	36	33	23	26	1	362
	2	750	161	146	140	22	26	17	17	0	221
	3	546	109	89	89	22	25	5	6	0	201
	4	798	139	123	114	36	34	12	15	0	325
	5	954	189	166	157	30	28	22	22	0	340
	6	1,023	213	172	175	29	27	28	29	0	350
	7	903	182	153	145	40	39	22	23	0	299
	8	966	193	168	169	35	33	14	18	0	336
	9	777	142	116	118	24	26	20	20	0	311
	10	912	165	145	147	27	26	29	24	0	349
	11	813	135	117	107	22	26	17	19	1	369
	12	963	208	184	182	26	24	18	16	0	305
	13	1,014	202	153	159	49	45	32	30	3	341
	14	711	140	118	119	28	23	17	15	0	251
	15	909	172	122	130	48	46	23	31	0	337
	16	660	136	106	104	29	28	15	12	0	230
	17	1,110	228	192	186	51	46	26	28	0	353
	18	1,071	203	169	169	43	38	20	18	0	411
	19	807	166	128	122	34	32	24	28	0	273
	20	1,611	310	271	256	53	42	34	33	0	612
	21	765	156	133	136	32	32	18	16	0	242
	22	1,317	264	240	233	44	37	24	26	0	449
	23	747	145	139	135	15	15	15	18	0	265
	24	807	140	122	130	27	25	9	12	0	342
	25	1,011	214	191	186	31	26	20	23	0	320
	26	1,170	232	196	201	36	35	32	34	0	404
	27	1,239	267	228	226	45	45	27	27	0	374
	28	1,062	219	204	195	31	27	26	24	0	336
	29	1,074	197	173	175	47	44	17	22	0	399
	30	1,425	269	226	227	58	49	27	26	0	543

TOWN OF HENRIETTA  
TOWN JUSTICE  
(VOTE FOR 3)

LEGISLATIVE DISTRICT OR TOWN	ELECTION DISTRICT	TOTAL VOTERS	JOHN KOPACKI	STEVEN M. DONSKY	JOHN G. PERICAK	STEVEN M. DONSKY	JOHN G. PERICAK	STEVEN M. DONSKY	JOHN G. PERICAK	SCATTER	BLANK AND VOID
			REP	REP	REP	IND	IND	CON	CON		
Henrietta	31	582	95	86	82	22	23	12	16	0	246
	32	1,104	184	165	165	49	47	19	19	0	456
	33	726	155	135	137	19	18	10	8	0	244
	34	564	89	75	70	25	21	10	10	0	264
GRAND TOTAL:		<u>32,079</u>	<u>6,289</u>	<u>5,368</u>	<u>5,306</u>	<u>1,165</u>	<u>1,091</u>	<u>684</u>	<u>711</u>	<u>5</u>	<u>11,460</u>

TOWN OF HENRIETTA  
MEMBER OF COUNCIL  
(VOTE FOR 2)

LEGISLATIVE DISTRICT OR TOWN	ELECTION DISTRICT	TOTAL VOTERS	WILLIAM J. MULLIGAN, JR.	CATHERINE A. MCCABE	WILLIAM J. MULLIGAN, JR.	CATHERINE A. MCCABE	CATHERINE A. MCCABE	SCATTER	BLANK AND VOID
			REP	REP	IND	IND	CON		
Henrietta									
	1	792	231	225	51	39	31	0	215
	2	500	145	144	25	26	18	0	142
	3	364	95	97	28	27	7	0	110
	4	532	119	123	34	38	12	0	206
	5	636	183	180	31	36	17	0	189
	6	682	203	195	36	29	28	0	191
	7	602	158	151	49	48	20	0	176
	8	644	183	174	40	35	17	0	195
	9	518	130	119	28	25	21	0	195
	10	608	160	159	38	28	30	0	193
	11	542	118	120	31	28	17	0	228
	12	642	203	190	32	27	14	0	176
	13	676	176	158	50	54	32	0	206
	14	474	127	129	31	23	13	2	149
	15	606	133	134	57	49	31	0	202
	16	440	104	108	36	32	14	0	146
	17	740	195	198	59	60	26	0	202
	18	714	184	178	46	40	17	0	249
	19	538	142	139	33	29	29	0	166
	20	1,074	280	276	61	60	35	1	361
	21	510	140	133	33	36	22	0	146
	22	878	249	236	44	47	23	0	279
	23	498	141	132	21	21	23	0	160
	24	538	131	126	31	31	12	0	207
	25	674	195	195	43	34	20	1	186
	26	780	209	199	46	40	31	0	255
	27	826	250	238	55	45	24	0	214
	28	708	215	202	36	36	24	0	195
	29	716	177	187	55	47	16	0	234
	30	950	232	233	61	63	30	0	331
	31	388	92	87	24	23	14	0	148
	32	736	175	172	52	46	18	0	273
	33	484	142	141	26	27	10	0	138
	34	376	87	80	31	26	8	0	144
GRAND TOTAL:		<u>21,386</u>	<u>5,704</u>	<u>5,558</u>	<u>1,354</u>	<u>1,255</u>	<u>704</u>	<u>4</u>	<u>6,807</u>

TOWN OF IRONDEQUOIT  
SUPERVISOR

<u>LEGISLATIVE DISTRICT OR TOWN</u>	<u>ELECTION DISTRICT</u>	<u>TOTAL VOTERS</u>	DAVID W. SCHANTZ <u>REP</u>	KATHY A. LACINA <u>DEM</u>	DAVID W. SCHANTZ <u>IND</u>	DAVID W. SCHANTZ <u>CON</u>	<u>SCATTER</u>	<u>BLANK AND VOID</u>
Irondequoit								
	1	355	178	99	17	20	3	38
	2	273	157	72	15	11	0	18
	3	353	162	99	30	25	0	37
	4	277	159	60	21	14	1	22
	5	289	115	108	25	14	0	27
	6	442	246	111	31	20	0	34
	7	442	267	73	45	23	0	34
	8	338	228	53	15	22	0	20
	9	337	167	88	20	16	2	44
	10	325	205	50	20	18	3	29
	11	172	102	44	10	7	0	9
	12	255	120	73	23	11	0	28
	13	412	213	130	25	17	0	27
	14	380	219	84	18	25	0	34
	15	389	219	80	21	35	0	34
	16	376	232	76	19	19	2	28
	17	213	112	58	15	8	0	20
	18/72	374	201	100	22	16	1	34
	19	308	127	115	19	11	2	34
	20	296	190	59	16	12	1	18
	21	319	148	87	40	11	0	33
	22	328	178	81	15	19	2	33
	23	279	135	81	20	9	0	34
	24	277	147	72	15	22	0	21
	25	274	135	70	24	20	0	25
	26	219	110	66	6	7	0	30
	27	199	130	37	9	11	0	12
	28	252	136	55	17	23	0	21
	29	251	127	70	9	8	0	37
	30	261	157	57	14	15	0	18
	31	296	157	91	21	4	0	23
	32	320	163	98	18	12	1	28
	33	227	110	59	17	12	6	23
	34	433	234	109	27	18	2	43
	35	227	113	72	14	9	1	18
	36	188	74	69	8	5	0	32
	37	252	128	85	5	8	0	26
	38	210	87	67	17	9	0	30
	39	164	74	55	7	0	0	28
	40	194	107	44	9	11	0	23
	41	280	134	82	12	14	1	37
	42	312	174	72	22	21	1	22
	43	242	119	66	17	14	0	26
	44	528	285	144	32	22	1	44
	45	247	131	72	12	11	0	21
	46	317	163	77	10	14	0	53
	47	125	81	24	7	5	0	8

TOWN OF IRONDEQUOIT  
SUPERVISOR

<u>LEGISLATIVE DISTRICT OR TOWN</u>	<u>ELECTION DISTRICT</u>	<u>TOTAL VOTERS</u>	<u>DAVID W. SCHANTZ  REP</u>	<u>KATHY A. LACINA  DEM</u>	<u>DAVID W. SCHANTZ  IND</u>	<u>DAVID W. SCHANTZ  CON</u>	<u>SCATTER</u>	<u>BLANK AND VOID</u>
Irondequoit								
	48	319	187	66	22	20	2	22
	49	249	137	59	18	16	0	19
	50	203	92	63	13	5	0	30
	51	376	207	104	25	12	0	28
	52	313	133	102	20	13	1	44
	53	275	151	58	13	11	0	42
	54	110	48	43	7	1	0	11
	55	334	176	92	18	17	0	31
	56	301	162	65	15	15	0	44
	57	425	245	99	13	25	0	43
	58	331	166	89	20	21	1	34
	59	284	145	66	22	21	0	30
	60	306	162	79	19	19	0	27
	61	365	193	86	20	17	1	48
	62	330	173	84	20	30	0	23
	63	243	137	57	22	8	0	19
	64/70	282	145	65	24	23	0	25
	65	187	84	54	9	11	0	29
	66	129	53	45	6	0	0	25
	67	227	83	74	13	14	1	42
	68	303	160	78	16	12	1	36
	69	140	51	56	11	4	1	17
	71	74	30	28	4	1	0	11
GRAND TOTAL:		19,933	10,476	5,206	1,221	994	38	1,998

TOWN OF IRONDEQUOIT  
TOWN JUSTICE

LEGISLATIVE DISTRICT OR TOWN	ELECTION DISTRICT	TOTAL VOTERS	VINCENT M. DINOLFO	VINCENT M. DINOLFO	SCATTER	BLANK AND VOID
			REP	CON		
Irondequoit						
	1	355	184	22	0	149
	2	273	159	19	0	95
	3	353	161	37	0	155
	4	277	155	25	0	97
	5	289	135	34	0	120
	6	442	247	32	0	163
	7	442	246	35	0	161
	8	338	224	32	1	81
	9	337	186	22	0	129
	10	325	198	30	0	97
	11	172	111	11	0	50
	12	255	128	24	0	103
	13	412	238	35	0	139
	14	380	221	33	0	126
	15	389	216	40	0	133
	16	376	232	33	0	111
	17	213	117	12	0	84
	18/72	374	221	24	0	129
	19	308	140	18	0	150
	20	296	177	21	0	98
	21	319	170	25	0	124
	22	328	186	35	0	107
	23	279	146	19	0	114
	24	277	160	27	0	90
	25	274	144	31	0	99
	26	219	123	11	0	85
	27	199	120	22	0	57
	28	252	149	26	0	77
	29	251	134	11	0	106
	30	261	142	25	0	94
	31	296	163	20	0	113
	32	320	183	21	0	116
	33	227	116	22	0	89
	34	433	262	32	0	139
	35	227	124	19	0	84
	36	188	81	7	0	100
	37	252	132	17	0	103
	38	210	85	10	0	115
	39	164	67	0	0	97
	40	194	103	20	0	71
	41	280	138	27	1	114
	42	312	165	34	0	113
	43	242	125	23	0	94
	44	528	305	39	1	183
	45	247	131	18	0	98
	46	317	150	25	0	142
	47	125	77	13	0	35

TOWN OF IRONDEQUOIT  
TOWN JUSTICE

LEGISLATIVE DISTRICT OR TOWN	ELECTION DISTRICT	TOTAL VOTERS	VINCENT M. DINOLFO REP	VINCENT M. DINOLFO CON	SCATTER	BLANK AND VOID
Irondequoit	48	319	193	33	0	93
	49	249	139	28	0	82
	50	203	111	6	0	86
	51	376	224	20	0	132
	52	313	152	23	0	138
	53	275	147	14	0	114
	54	110	51	8	0	51
	55	334	189	31	0	114
	56	301	157	27	0	117
	57	425	267	24	0	134
	58	331	179	35	0	117
	59	284	153	27	1	103
	60	306	158	29	0	119
	61	365	210	30	0	125
	62	330	171	42	0	117
	63	243	142	17	0	84
	64 /70	282	147	39	0	96
	65	187	93	16	0	78
	66	129	60	2	0	67
	67	227	110	18	0	99
	68	303	171	17	0	115
	69	140	57	5	0	78
	71	74	35	4	0	35
GRAND TOTAL:		19,933	10,893	1,613	4	7,423



TOWN OF IRONDEQUOIT  
MEMBER OF COUNCIL  
(VOTE FOR 2)  
PART 1 OF 2

LEGISLATIVE DISTRICT OR TOWN	ELECTION DISTRICT	TOTAL VOTERS	LYDIA V. DZUS	JAMES C. TURNER	SARAH G. CULP	MICHAEL J. GARBIN	LYDIA V. DZUS	JAMES C. TURNER
			REP	REP	DEM	DEM	IND	IND
Irondequoit	1	710	145	125	122	143	9	11
	2	546	114	114	106	121	5	7
	3	706	124	117	128	143	17	17
	4	554	136	120	83	102	9	9
	5	578	95	86	114	133	17	12
	6	884	162	171	189	199	12	15
	7	884	182	173	175	190	23	26
	8	676	160	169	108	124	10	9
	9	674	144	130	126	134	9	8
	10	650	156	153	111	109	7	9
	11	344	86	79	49	60	7	3
	12	510	100	85	94	98	17	12
	13	824	151	148	184	194	10	10
	14	760	172	151	126	140	13	16
	15	778	167	158	131	142	11	14
	16	752	146	158	152	147	13	17
	17	426	84	86	93	96	4	3
	18 /72	748	149	154	152	149	15	15
	19	616	103	94	133	147	11	8
	20	592	138	144	109	105	8	7
	21	638	103	95	145	153	17	21
	22	656	126	132	131	131	10	12
	23	558	104	112	104	114	11	10
	24	554	93	102	121	128	9	8
	25	548	95	87	118	118	5	4
	26	438	98	93	76	79	5	3
	27	398	88	96	75	68	3	5
	28	504	118	112	60	68	14	16
	29	502	103	99	82	87	7	6
	30	522	117	110	84	92	13	7
	31	592	102	109	135	135	13	13
	32	640	124	102	133	155	9	7
	33	454	88	89	81	86	15	18
	34	866	211	207	126	125	16	12
	35	454	91	82	87	93	15	15
	36	376	65	60	74	80	11	9
	37	504	110	98	92	97	6	5
	38	420	61	51	90	102	10	13
	39	328	59	61	64	63	7	7
	40	388	77	79	77	69	5	6
	41	560	108	91	109	124	8	10
	42	624	124	110	110	126	13	13
	43	484	97	88	88	89	12	10
	44	1,056	245	224	213	222	13	10
	45	494	94	87	101	114	9	4
	46	634	131	125	106	118	12	10

TOWN OF IRONDEQUOIT  
MEMBER OF COUNCIL  
(VOTE FOR 2)  
PART 1 OF 2

LEGISLATIVE DISTRICT OR TOWN	ELECTION DISTRICT	TOTAL VOTERS	LYDIA V. DZUS	JAMES C. TURNER	SARAH G. CULP	MICHAEL J. GARBIN	LYDIA V. DZUS	JAMES C. TURNER
			REP	REP	DEM	DEM	IND	IND
Irondequoit	47	250	59	58	48	50	4	5
	48	638	136	143	112	115	16	15
	49	498	111	101	83	83	10	9
	50	406	76	78	71	76	7	7
	51	752	155	158	162	153	10	15
	52	626	126	115	115	111	15	14
	53	550	125	113	74	89	9	7
	54	220	38	37	43	43	7	6
	55	668	117	111	140	159	10	5
	56	602	108	110	121	129	7	9
	57	850	216	181	128	153	7	4
	58	662	139	137	108	120	14	11
	59	568	118	100	87	103	14	12
	60	612	130	119	109	109	11	14
	61	730	171	148	104	129	9	11
	62	660	101	102	148	156	16	10
	63	486	114	104	74	91	13	12
	64 /70	564	108	102	113	104	9	11
	65	374	79	74	59	65	5	5
	66	258	41	33	62	66	1	3
	67	454	73	66	83	97	10	4
	68	606	116	112	108	114	8	7
	69	280	40	38	65	67	6	8
	71	148	23	26	33	29	3	5
GRAND TOTAL:		<u>39,866</u>	<u>8,066</u>	<u>7,682</u>	<u>7,417</u>	<u>7,923</u>	<u>716</u>	<u>691</u>

TOWN OF IRONDEQUOIT  
MEMBER OF COUNCIL  
(VOTE FOR 2)  
PART 2 OF 2

LEGISLATIVE DISTRICT OR TOWN	ELECTION DISTRICT	TOTAL VOTERS	LYDIA	JAMES	SARAH	MICHAEL	SCATTER	BLANK AND VOID
			V. DZUS	C. TURNER	G. CULP	J. GARBIN		
			CON	CON	WOR	WOR		
Irondequoit	1	710	18	17	3	8	0	109
	2	546	8	6	4	9	0	52
	3	706	25	21	13	10	0	91
	4	554	14	12	7	4	0	58
	5	578	17	16	7	5	0	76
	6	884	14	15	21	19	0	67
	7	884	20	23	13	14	0	45
	8	676	20	21	5	6	0	44
	9	674	11	9	7	8	0	88
	10	650	16	18	12	8	0	51
	11	344	6	6	1	3	0	44
	12	510	13	13	8	8	0	62
	13	824	18	19	14	14	0	62
	14	760	19	24	8	8	0	83
	15	778	23	26	13	11	0	82
	16	752	20	18	9	6	0	66
	17	426	8	7	6	3	0	36
	18 /72	748	18	21	7	5	0	63
	19	616	11	4	7	8	0	90
	20	592	10	8	6	6	0	51
	21	638	6	8	9	10	0	71
	22	656	18	14	13	12	0	57
	23	558	11	9	2	1	0	80
	24	554	19	25	7	5	0	37
	25	548	20	22	7	9	0	63
	26	438	8	9	2	5	0	60
	27	398	12	14	5	3	0	29
	28	504	22	20	8	7	0	59
	29	502	9	9	10	9	0	81
	30	522	15	15	9	2	0	58
	31	592	5	8	12	13	0	47
	32	640	14	18	11	11	0	56
	33	454	13	14	7	5	0	38
	34	866	23	17	8	8	0	113
	35	454	9	6	4	3	0	49
	36	376	5	4	4	6	0	58
	37	504	11	10	6	4	0	65
	38	420	6	8	5	3	0	71
	39	328	0	0	1	1	0	65
	40	388	11	11	6	6	0	41
	41	560	15	15	7	7	2	64
	42	624	20	15	10	8	0	75
	43	484	14	12	6	8	0	60
	44	1,056	19	16	7	6	0	81
	45	494	14	10	4	3	0	54
	46	634	12	16	4	4	0	96

TOWN OF IRONDEQUOIT  
MEMBER OF COUNCIL  
(VOTE FOR 2)  
PART 2 OF 2

LEGISLATIVE DISTRICT OR TOWN	ELECTION DISTRICT	TOTAL VOTERS	LYDIA	JAMES	SARAH	MICHAEL	SCATTER	BLANK AND VOID
			V. DZUS	C. TURNER	G. CULP	J. GARBIN		
			CON	CON	WOR	WOR		
Irondequoit	47	250	5	4	0	0	0	17
	48	638	17	21	9	10	0	44
	49	498	17	17	2	7	0	58
	50	406	4	3	2	5	0	77
	51	752	8	10	7	9	0	65
	52	626	11	11	3	5	0	100
	53	550	13	11	5	7	0	97
	54	220	4	3	1	4	0	34
	55	668	16	15	13	13	0	69
	56	602	18	20	8	6	0	66
	57	850	19	19	3	6	0	114
	58	662	20	22	7	7	0	77
	59	568	23	22	5	6	0	78
	60	612	19	20	2	5	0	74
	61	730	19	19	4	6	0	110
	62	660	27	27	10	13	0	50
	63	486	12	11	5	9	0	41
	64 /70	564	22	23	5	6	0	61
	65	374	8	8	2	3	0	66
	66	258	0	0	1	2	0	49
	67	454	12	14	6	8	0	81
	68	606	12	11	8	6	0	104
	69	280	4	2	1	0	0	49
	71	148	2	0	5	5	0	17
GRAND TOTAL:		<u>39,866</u>	<u>952</u>	<u>942</u>	<u>459</u>	<u>470</u>	<u>2</u>	<u>4,546</u>

TOWN OF MENDON  
SUPERVISOR

<u>LEGISLATIVE DISTRICT OR TOWN</u>	<u>ELECTION DISTRICT</u>	<u>TOTAL VOTERS</u>	<u>JEANNE A. LOBERG REP</u>	<u>MORRIS W. BICKWEAT DEM</u>	<u>JEANNE A. LOBERG CON</u>	<u>SCATTER</u>	<u>BLANK AND VOID</u>
Mendon							
	1	485	164	291	21	0	9
	2	381	120	221	17	0	23
	3	475	235	192	29	0	19
	4	361	123	209	11	0	18
	5	432	211	190	24	0	7
	6	410	159	209	27	0	15
	7	451	223	188	26	0	14
	8	183	69	96	10	0	8
	9	382	177	169	16	0	20
GRAND TOTAL:		<u>3,560</u>	<u>1,481</u>	<u>1,765</u>	<u>181</u>	<u>0</u>	<u>133</u>

TOWN OF MENDON  
TOWN CLERK

<u>LEGISLATIVE DISTRICT OR TOWN</u>	<u>ELECTION DISTRICT</u>	<u>TOTAL VOTERS</u>	JAMES P. MERZKE <u>REP</u>	JAMES P. MERZKE <u>CON</u>	<u>SCATTER</u>	<u>BLANK AND VOID</u>
Mendon	1	485	284	38	0	163
	2	381	215	36	0	130
	3	475	316	41	0	118
	4	361	221	21	0	119
	5	432	283	40	0	109
	6	410	256	36	1	117
	7	451	303	52	0	96
	8	183	113	13	0	57
	9	382	240	28	0	114
GRAND TOTAL:		<u>3,560</u>	<u>2,231</u>	<u>305</u>	<u>1</u>	<u>1,023</u>

TOWN OF MENDON  
TOWN JUSTICE

<u>LEGISLATIVE DISTRICT OR TOWN</u>	<u>ELECTION DISTRICT</u>	<u>TOTAL VOTERS</u>	WILLIAM P. FLETCHER <u>REP</u>	WILLIAM P. FLETCHER <u>CON</u>	<u>SCATTER</u>	<u>BLANK AND VOID</u>
Mendon	1	485	267	38	0	180
	2	381	210	32	0	139
	3	475	306	41	0	128
	4	361	195	21	0	145
	5	432	261	41	0	130
	6	410	243	34	1	132
	7	451	296	48	0	107
	8	183	107	12	0	64
	9	382	232	28	0	122
GRAND TOTAL:		<u>3,560</u>	<u>2,117</u>	<u>295</u>	<u>1</u>	<u>1,147</u>

TOWN OF MENDON  
MEMBER OF COUNCIL  
(VOTE FOR 2)

LEGISLATIVE DISTRICT OR TOWN	ELECTION DISTRICT	TOTAL VOTERS	MARVIN	PATRICIA	BRIAN	MARVIN	PATRICIA	SCATTER	BLANK AND VOID
			VAHUE REP	A. FREEMAN REP	M. MULLIGAN DEM	VAHUE CON	A. FREEMAN CON		
Mendon	1	970	179	240	291	29	38	0	193
	2	762	156	166	209	20	29	0	182
	3	950	266	271	198	32	38	0	145
	4	722	148	192	202	15	15	0	150
	5	864	215	259	183	30	38	1	138
	6	820	187	216	200	27	32	0	158
	7	902	232	264	184	34	39	0	149
	8	366	81	101	92	8	11	0	73
	9	764	197	211	162	22	26	0	146
GRAND TOTAL:		<u>7,120</u>	<u>1,661</u>	<u>1,920</u>	<u>1,721</u>	<u>217</u>	<u>266</u>	<u>1</u>	<u>1,334</u>



TOWN OF MENDON  
SUPERINTENDENT OF HIGHWAYS

<u>LEGISLATIVE DISTRICT OR TOWN</u>	<u>ELECTION DISTRICT</u>	<u>TOTAL VOTERS</u>	WILLIAM E. SMITH <u>REP</u>	WILLIAM E. SMITH <u>CON</u>	<u>SCATTER</u>	<u>BLANK AND VOID</u>
Mendon	1	485	292	38	0	155
	2	381	206	37	0	138
	3	475	318	46	0	111
	4	361	206	25	0	130
	5	432	279	47	0	106
	6	410	250	37	1	122
	7	451	306	42	0	103
	8	183	112	10	0	61
	9	382	242	37	0	103
GRAND TOTAL:		<u>3,560</u>	<u>2,211</u>	<u>319</u>	<u>1</u>	<u>1,029</u>

TOWN OF OGDEN  
SUPERVISOR

LEGISLATIVE DISTRICT OR TOWN	ELECTION DISTRICT	TOTAL VOTERS	GAY H. LENHARD <u>REP</u>	GARRY L. CRANKER <u>DEM</u>	GARRY L. CRANKER <u>IND</u>	GAY H. LENHARD <u>CON</u>	GARRY L. CRANKER <u>WOR</u>	<u>SCATTER</u>	<u>BLANK AND VOID</u>
Ogden	1	341	191	81	12	34	4	0	19
	2	361	213	78	10	30	2	0	28
	3	429	262	103	12	23	4	0	25
	4	308	176	68	19	21	5	0	19
	5	352	178	92	18	35	11	0	18
	6	384	161	123	20	19	12	0	49
	7	185	96	42	8	20	5	0	14
	8	308	155	87	7	32	3	0	24
	9	354	199	75	10	44	7	0	19
	10	291	165	53	12	30	4	0	27
	11	308	169	66	14	33	3	0	23
	12	309	155	77	15	33	7	0	22
	13	328	184	75	12	34	8	0	15
	14	290	168	56	13	27	7	0	19
	15	412	205	117	21	31	12	0	26
	16	195	109	45	3	18	0	0	20
	17	260	144	73	9	19	5	0	10
	18	341	162	95	11	33	8	0	32
	19	349	204	78	13	30	1	0	23
	20	398	217	83	23	44	5	0	26
GRAND TOTAL:		<u>6,503</u>	<u>3,513</u>	<u>1,567</u>	<u>262</u>	<u>590</u>	<u>113</u>	<u>0</u>	<u>458</u>

TOWN OF OGDEN  
TOWN CLERK

LEGISLATIVE DISTRICT OR TOWN	ELECTION DISTRICT	TOTAL VOTERS	LYNN A. BIANCHI		SCATTER	BLANK AND VOID
			REP	CON		
Ogden	1	341	225	38	0	78
	2	361	249	42	0	70
	3	429	311	32	0	86
	4	308	216	38	0	54
	5	352	233	48	0	71
	6	384	142	28	0	214
	7	185	127	27	0	31
	8	308	183	44	0	81
	9	354	231	52	0	71
	10	291	174	48	0	69
	11	308	203	49	0	56
	12	309	187	39	0	83
	13	328	216	45	0	67
	14	290	202	37	0	51
	15	412	263	51	0	98
	16	195	137	22	0	36
	17	260	182	27	0	51
	18	341	210	46	0	85
	19	349	231	48	0	70
	20	398	258	53	0	87
GRAND TOTAL:		<u>6,503</u>	<u>4,180</u>	<u>814</u>	<u>0</u>	<u>1,509</u>

TOWN OF OGDEN  
TOWN JUSTICE

LEGISLATIVE DISTRICT OR TOWN	ELECTION DISTRICT	TOTAL VOTERS	MICHAEL P. SCHIANO REP	MICHAEL P. SCHIANO CON	SCATTER	BLANK AND VOID
Ogden	1	341	210	34	0	97
	2	361	230	39	0	92
	3	429	289	33	0	107
	4	308	218	33	0	57
	5	352	214	48	0	90
	6	384	197	34	0	153
	7	185	120	27	0	38
	8	308	177	44	0	87
	9	354	213	51	0	90
	10	291	171	44	0	76
	11	308	189	52	0	67
	12	309	184	37	0	88
	13	328	202	40	0	86
	14	290	194	37	0	59
	15	412	246	43	0	123
	16	195	131	23	0	41
	17	260	178	25	0	57
	18	341	198	49	0	94
	19	349	218	42	0	89
	20	398	247	56	0	95
GRAND TOTAL:		<u>6,503</u>	<u>4,026</u>	<u>791</u>	<u>0</u>	<u>1,686</u>

TOWN OF OGDEN  
MEMBER OF COUNCIL  
(VOTE FOR 2)

LEGISLATIVE DISTRICT OR TOWN	ELECTION DISTRICT	TOTAL VOTERS	MALCOLM E. PERRY	DAVID F. FEENEY	MALCOLM E. PERRY	DAVID F. FEENEY	SCATTER	BLANK AND VOID
			REP	REP	CON	CON		
Ogden	1	682	208	214	33	34	0	193
	2	722	223	229	39	40	0	191
	3	858	279	286	33	32	0	228
	4	616	207	210	34	35	0	130
	5	704	197	216	47	49	0	195
	6	768	197	200	33	34	0	304
	7	370	116	116	25	26	0	87
	8	616	172	171	38	36	0	199
	9	708	203	216	49	51	0	189
	10	582	168	162	46	44	0	162
	11	616	197	192	49	49	0	129
	12	618	172	173	38	39	0	196
	13	656	193	204	40	46	0	173
	14	580	189	190	30	38	0	133
	15	824	232	230	42	46	0	274
	16	390	131	127	22	24	0	86
	17	520	171	178	25	27	0	119
	18	682	179	188	46	48	0	221
	19	698	215	214	43	44	0	182
	20	796	241	238	55	54	0	208
GRAND TOTAL:		<u>13,006</u>	<u>3,890</u>	<u>3,954</u>	<u>767</u>	<u>796</u>	<u>0</u>	<u>3,599</u>

TOWN OF PARMA  
SUPERVISOR

<u>LEGISLATIVE DISTRICT OR TOWN</u>	<u>ELECTION DISTRICT</u>	<u>TOTAL VOTERS</u>	<u>RICHARD A. LEMCKE REP</u>	<u>TINA M. BROWN DEM</u>	<u>RICHARD A. LEMCKE CON</u>	<u>SCATTER</u>	<u>BLANK AND VOID</u>
Parma							
	1	353	155	149	23	0	26
	2	428	232	125	43	0	28
	3	280	161	77	28	0	14
	4	365	206	107	27	0	25
	5	287	149	109	16	0	13
	6	176	67	93	8	0	8
	7	351	124	201	18	0	8
	8	383	217	114	35	0	17
	9	371	211	104	34	0	22
	10	373	192	132	29	0	20
	11	366	194	121	34	0	17
	12	357	188	119	23	0	27
	13	430	204	178	23	0	25
	14	297	152	89	29	0	27
	15	312	161	109	29	0	13
GRAND TOTAL:		<u><u>5,129</u></u>	<u><u>2,613</u></u>	<u><u>1,827</u></u>	<u><u>399</u></u>	<u><u>0</u></u>	<u><u>290</u></u>

TOWN OF PARMA  
TOWN JUSTICE

LEGISLATIVE DISTRICT OR TOWN	ELECTION DISTRICT	TOTAL VOTERS	MICHAEL A. SCIORTINO	MICHAEL A. SCIORTINO	MICHAEL A. SCIORTINO	SCATTER	BLANK AND VOID
			REP	IND	CON		
Parma	1	353	209	16	31	0	97
	2	428	248	28	44	0	108
	3	280	164	17	29	0	70
	4	365	218	18	33	0	96
	5	287	166	23	29	1	68
	6	176	102	14	20	0	40
	7	351	193	28	39	0	91
	8	383	228	30	41	0	84
	9	371	216	27	37	0	91
	10	373	230	30	36	0	77
	11	366	218	22	35	0	91
	12	357	205	34	25	0	93
	13	430	242	29	27	0	132
	14	297	179	17	32	0	69
	15	312	188	25	32	0	67
GRAND TOTAL:		<u>5,129</u>	<u>3,006</u>	<u>358</u>	<u>490</u>	<u>1</u>	<u>1,274</u>

TOWN OF PARMA  
MEMBER OF COUNCIL  
(VOTE FOR 2)

LEGISLATIVE DISTRICT OR TOWN	ELECTION DISTRICT	TOTAL VOTERS	RICHARD YOLEVICH	JOSEPH A. REINSCHMIDT	RICHARD YOLEVICH	JOSEPH A. REINSCHMIDT	SCATTER	BLANK AND VOID
			REP	REP	CON	CON		
Parma								
	1	706	202	205	34	41	0	224
	2	856	234	230	50	50	0	292
	3	560	165	165	32	30	0	168
	4	730	219	229	37	37	0	208
	5	574	162	166	21	31	0	194
	6	352	100	108	17	20	0	107
	7	702	187	191	47	47	0	230
	8	766	220	223	51	53	0	219
	9	742	218	222	38	42	0	222
	10	746	225	233	40	42	0	206
	11	732	223	228	36	40	0	205
	12	714	208	199	35	35	0	237
	13	860	230	241	36	37	0	316
	14	594	171	171	32	37	0	183
	15	624	193	186	40	42	0	163
GRAND TOTAL:		<u>10,258</u>	<u>2,957</u>	<u>2,997</u>	<u>546</u>	<u>584</u>	<u>0</u>	<u>3,174</u>



TOWN OF PARMA  
SUPERINTENDENT OF HIGHWAYS

LEGISLATIVE DISTRICT OR TOWN	ELECTION DISTRICT	TOTAL VOTERS	BRIAN F. SPEER  REP	BRIAN F. SPEER  CON	SCATTER	BLANK AND VOID
Parma						
	1	353	216	40	0	97
	2	428	248	50	0	130
	3	280	181	35	0	64
	4	365	227	32	0	106
	5	287	183	33	0	71
	6	176	110	22	0	44
	7	351	205	51	0	95
	8	383	247	52	0	84
	9	371	245	44	0	82
	10	373	245	45	0	83
	11	366	233	42	0	91
	12	357	217	40	0	100
	13	430	257	40	1	132
	14	297	181	40	0	76
	15	312	207	44	0	61
GRAND TOTAL:		5,129	3,202	610	1	1,316

TOWN OF PENFIELD  
SUPERVISOR

LEGISLATIVE DISTRICT OR TOWN	ELECTION DISTRICT	TOTAL VOTERS	GEORGE C. WIEDEMER	GEORGE C. WIEDEMER	CHANNING H. PHILBRICK	SCATTER	BLANK AND VOID
			REP	IND	CON		
Penfield							
	1	151	67	16	43	0	25
	2	356	171	45	104	0	36
	3	275	147	35	72	0	21
	4	438	231	37	122	0	48
	5	357	152	49	108	0	48
	6	309	146	19	114	0	30
	7	352	193	63	78	0	18
	8	340	147	29	101	0	63
	9	474	226	57	114	2	75
	10	285	134	39	83	0	29
	11	235	137	17	63	0	18
	12	420	234	35	112	0	39
	13	394	172	47	80	0	95
	14	396	185	36	132	0	43
	15	407	187	34	139	0	47
	16	181	101	20	48	0	12
	17	391	175	33	140	0	43
	18	253	133	35	64	0	21
	19	467	231	48	151	0	37
	20	408	181	32	151	0	44
	21	372	175	51	110	0	36
	22	311	129	48	81	0	53
	23	465	242	46	147	0	30
	24	482	218	57	153	1	53
	25	331	167	26	85	0	53
	26	212	98	24	61	0	29
	27	431	270	44	84	0	33
	28	266	137	30	64	0	35
	29	429	201	57	109	0	62
	30	530	216	45	208	1	60
	31	212	98	24	68	0	22
	32	264	120	22	78	0	44
	33	339	179	39	89	0	32
	34	225	102	21	58	0	44
	35	389	216	52	78	0	43
	36	303	144	31	97	0	31
	37	462	222	38	125	0	77
	38	231	115	28	56	0	32
	39	213	134	12	52	0	15
	40	307	150	17	87	0	53
GRAND TOTAL:		<u>13,663</u>	<u>6,683</u>	<u>1,438</u>	<u>3,909</u>	<u>4</u>	<u>1,629</u>

TOWN OF PENFIELD  
TOWN JUSTICE

LEGISLATIVE DISTRICT OR TOWN	ELECTION DISTRICT	TOTAL VOTERS	JOHN P. LOMENZO, JR. REP	JOHN P. LOMENZO, JR. CON	SCATTER	BLANK AND VOID
Penfield	1	151	76	21	0	54
	2	356	200	41	0	115
	3	275	165	34	0	76
	4	438	280	63	0	95
	5	357	209	37	0	111
	6	309	198	48	0	63
	7	352	197	54	0	101
	8	340	184	47	0	109
	9	474	289	30	2	153
	10	285	145	49	0	91
	11	235	150	30	0	55
	12	420	273	43	0	104
	13	394	215	52	0	127
	14	396	230	52	0	114
	15	407	235	40	0	132
	16	181	115	25	0	41
	17	391	238	50	0	103
	18	253	151	29	0	73
	19	467	275	50	0	142
	20	408	237	58	0	113
	21	372	211	52	0	109
	22	311	159	45	0	107
	23	465	276	54	0	135
	24	482	285	61	0	136
	25	331	208	35	0	88
	26	212	134	20	0	58
	27	431	278	47	0	106
	28	266	150	30	0	86
	29	429	231	53	0	145
	30	530	302	73	2	153
	31	212	131	30	0	51
	32	264	160	22	0	82
	33	339	205	48	0	86
	34	225	142	30	0	53
	35	389	241	41	0	107
	36	303	193	27	0	83
	37	462	274	50	1	137
	38	231	141	29	0	61
	39	213	140	25	0	48
	40	307	200	35	0	72
GRAND TOTAL:		<u>13,663</u>	<u>8,123</u>	<u>1,660</u>	<u>5</u>	<u>3,875</u>

TOWN OF PENFIELD  
MEMBER OF COUNCIL  
(VOTE FOR 2)

LEGISLATIVE DISTRICT OR TOWN	ELECTION DISTRICT	TOTAL VOTERS	MATTHEW A. ROSENBAUM	LINDA W. KOHL	MATTHEW A. ROSENBAUM	JULIE E. SWARTZ	SCATTER	BLANK AND VOID
			REP	REP	CON	CON		
Penfield	1	302	74	82	24	21	0	101
	2	712	200	174	45	65	0	228
	3	550	166	166	33	45	0	140
	4	876	271	261	64	90	0	190
	5	714	195	198	42	55	0	224
	6	618	192	199	43	60	0	124
	7	704	209	195	47	83	0	170
	8	680	190	175	42	55	0	218
	9	948	290	274	36	52	4	292
	10	570	132	148	50	68	0	172
	11	470	146	143	30	38	0	113
	12	840	283	255	51	63	0	188
	13	788	208	201	48	59	0	272
	14	792	222	220	51	76	0	223
	15	814	231	236	39	54	0	254
	16	362	105	108	27	42	0	80
	17	782	232	232	52	72	0	194
	18	506	150	151	30	43	0	132
	19	934	262	259	53	79	0	281
	20	816	235	233	52	76	0	220
	21	744	200	207	50	61	0	226
	22	622	159	143	41	67	0	212
	23	930	285	272	50	79	0	244
	24	964	280	268	58	93	0	265
	25	662	197	187	34	45	0	199
	26	424	123	116	20	45	0	120
	27	862	279	258	43	70	0	212
	28	532	149	155	27	37	0	164
	29	858	231	228	49	69	0	281
	30	1,060	311	308	66	94	1	280
	31	424	129	126	27	39	0	103
	32	528	149	143	25	47	0	164
	33	678	198	206	40	51	0	183
	34	450	134	125	31	40	0	120
	35	778	231	221	39	61	0	226
	36	606	183	179	25	44	0	175
	37	924	270	254	55	84	1	260
	38	462	137	136	24	43	0	122
	39	426	137	138	26	29	0	96
	40	614	184	180	30	36	0	184
GRAND TOTAL:		<u>27,326</u>	<u>7,959</u>	<u>7,760</u>	<u>1,619</u>	<u>2,330</u>	<u>6</u>	<u>7,652</u>

TOWN OF PERINTON  
SUPERVISOR

<u>LEGISLATIVE DISTRICT OR TOWN</u>	<u>ELECTION DISTRICT</u>	<u>TOTAL VOTERS</u>	JAMES E. SMITH <u>REP</u>	JAMES E. SMITH <u>CON</u>	<u>SCATTER</u>	<u>BLANK AND VOID</u>
Perinton						
	1	438	319	39	0	80
	2	406	287	23	0	96
	3	328	225	20	1	82
	4	276	176	32	0	68
	5	164	99	17	0	48
	6	302	195	23	1	83
	7	373	255	25	0	93
	8	342	239	33	2	68
	9	485	341	51	0	93
	10	379	261	34	1	83
	11	258	162	20	0	76
	12	335	193	27	1	114
	13	307	215	27	0	65
	14	348	229	33	1	85
	15	282	191	25	0	66
	16	292	198	28	0	66
	17	372	246	29	1	96
	18	301	187	37	0	77
	19	309	231	31	0	47
	20	341	238	30	1	72
	21	330	198	33	0	99
	22	243	167	18	0	58
	23	359	251	33	0	75
	24	530	370	50	1	109
	25	256	174	29	0	53
	26	385	282	38	0	65
	27	289	201	18	1	69
	28	299	202	25	0	72
	29	227	157	23	0	47
	30	313	214	36	0	63
	31	419	309	38	0	72
	32	277	173	30	1	73
	33	381	285	24	0	72
	34	365	260	27	0	78
	35	276	201	19	0	56
	36	180	115	18	0	47
	37	334	241	33	0	60
	38	420	262	30	0	128
	39	350	244	44	0	62
	40	267	204	21	0	42
	41	228	156	28	0	44
	42	264	173	22	0	69
	43	466	317	45	0	104
	44	259	170	21	0	68
	45	556	407	51	0	98
	46	196	112	29	0	55
	47	370	255	37	0	78
	48	267	200	11	0	56
	49	290	218	21	0	51

TOWN OF PERINTON  
SUPERVISOR

<u>LEGISLATIVE DISTRICT OR TOWN</u>	<u>ELECTION DISTRICT</u>	<u>TOTAL VOTERS</u>	JAMES E. SMITH <u>REP</u>	JAMES E. SMITH <u>CON</u>	<u>SCATTER</u>	<u>BLANK AND VOID</u>
Perinton	50	114	44	11	0	59
	51	318	245	22	0	51
	52	282	197	16	0	69
	53	293	184	29	1	79
	54	515	345	49	0	121
	55	335	235	24	0	76
	56	313	223	37	0	53
GRAND TOTAL:		<u>18,204</u>	<u>12,478</u>	<u>1,624</u>	<u>13</u>	<u>4,089</u>

TOWN OF PERINTON  
TOWN CLERK

<u>LEGISLATIVE DISTRICT OR TOWN</u>	<u>ELECTION DISTRICT</u>	<u>TOTAL VOTERS</u>	SUSAN C. ROBERTS <u>REP</u>	SUSAN C. ROBERTS <u>CON</u>	<u>SCATTER</u>	<u>BLANK AND VOID</u>
Perinton						
	1	438	308	39	0	91
	2	406	264	28	0	114
	3	328	222	16	0	90
	4	276	170	31	0	75
	5	164	99	17	0	48
	6	302	188	24	0	90
	7	373	235	25	0	113
	8	342	229	32	2	79
	9	485	330	49	0	106
	10	379	247	34	0	98
	11	258	156	18	0	84
	12	335	193	26	0	116
	13	307	209	25	0	73
	14	348	227	31	0	90
	15	282	183	28	0	71
	16	292	190	27	0	75
	17	372	233	29	1	109
	18	301	187	34	0	80
	19	309	220	32	0	57
	20	341	238	33	1	69
	21	330	195	33	0	102
	22	243	158	19	0	66
	23	359	252	32	0	75
	24	530	345	49	0	136
	25	256	154	27	0	75
	26	385	279	39	1	66
	27	289	197	16	0	76
	28	299	190	25	0	84
	29	227	155	21	0	51
	30	313	204	40	0	69
	31	419	295	36	0	88
	32	277	170	23	0	84
	33	381	278	21	0	82
	34	365	257	31	0	77
	35	276	197	16	0	63
	36	180	113	18	0	49
	37	334	233	34	0	67
	38	420	260	29	0	131
	39	350	235	46	0	69
	40	267	197	23	0	47
	41	228	146	28	0	54
	42	264	165	24	0	75
	43	466	312	43	0	111
	44	259	168	20	0	71
	45	556	393	49	0	114
	46	196	116	26	0	54
	47	370	253	36	0	81
	48	267	190	10	0	67
	49	290	208	20	0	62

TOWN OF PERINTON  
TOWN CLERK

<u>LEGISLATIVE DISTRICT OR TOWN</u>	<u>ELECTION DISTRICT</u>	<u>TOTAL VOTERS</u>	SUSAN C. ROBERTS <u>REP</u>	SUSAN C. ROBERTS <u>CON</u>	<u>SCATTER</u>	<u>BLANK AND VOID</u>
Perinton	50	114	42	13	0	59
	51	318	239	24	0	55
	52	282	189	17	0	76
	53	293	182	28	1	82
	54	515	342	44	0	129
	55	335	231	24	0	80
	56	313	218	33	0	62
GRAND TOTAL:		<u>18,204</u>	<u>12,086</u>	<u>1,595</u>	<u>6</u>	<u>4,517</u>



TOWN OF PERINTON  
TOWN JUSTICE

LEGISLATIVE DISTRICT OR TOWN	ELECTION DISTRICT	TOTAL VOTERS	THOMAS A. KLONICK	THOMAS A. KLONICK	SCATTER	BLANK AND VOID
			REP	CON		
Perinton						
	1	438	304	41	0	93
	2	406	281	23	0	102
	3	328	220	17	0	91
	4	276	167	29	0	80
	5	164	95	17	0	52
	6	302	186	24	0	92
	7	373	236	24	0	113
	8	342	229	34	1	78
	9	485	324	50	0	111
	10	379	249	35	0	95
	11	258	156	18	0	84
	12	335	188	25	0	122
	13	307	212	25	0	70
	14	348	220	29	0	99
	15	282	183	28	0	71
	16	292	190	28	0	74
	17	372	236	28	1	107
	18	301	187	34	0	80
	19	309	213	30	0	66
	20	341	235	31	1	74
	21	330	189	30	1	110
	22	243	159	18	0	66
	23	359	247	30	0	82
	24	530	333	50	0	147
	25	256	146	28	1	81
	26	385	271	39	1	74
	27	289	195	18	0	76
	28	299	191	27	0	81
	29	227	153	19	0	55
	30	313	199	39	0	75
	31	419	286	39	0	94
	32	277	166	24	1	86
	33	381	274	22	0	85
	34	365	252	30	0	83
	35	276	194	17	0	65
	36	180	110	19	0	51
	37	334	229	32	0	73
	38	420	255	28	0	137
	39	350	230	46	0	74
	40	267	194	23	0	50
	41	228	147	27	0	54
	42	264	165	23	0	76
	43	466	312	41	0	113
	44	259	168	20	0	71
	45	556	392	48	0	116
	46	196	110	28	0	58
	47	370	240	31	0	99
	48	267	192	10	0	65

TOWN OF PERINTON  
TOWN JUSTICE

LEGISLATIVE DISTRICT OR TOWN	ELECTION DISTRICT	TOTAL VOTERS	THOMAS A. KLNICK REP	THOMAS A. KLNICK CON	SCATTER	BLANK AND VOID
Perinton	49	290	209	19	1	61
	50	114	41	11	0	62
	51	318	235	23	0	60
	52	282	188	18	0	76
	53	293	181	29	1	82
	54	515	337	44	0	134
	55	335	227	22	0	86
	56	313	217	31	0	65
GRAND TOTAL:		18,204	11,945	1,573	9	4,677

TOWN OF PERINTON  
MEMBER OF COUNCIL  
(VOTE FOR 2)

LEGISLATIVE DISTRICT OR TOWN	ELECTION DISTRICT	TOTAL VOTERS	MICHAEL G. BARKER	CAROLYN H. SAUM	MICHAEL G. BARKER	CAROLYN H. SAUM	SCATTER	BLANK AND VOID
			REP	REP	CON	CON		
Perinton								
	1	876	292	291	38	39	0	216
	2	812	272	263	25	26	0	226
	3	656	215	217	17	17	0	190
	4	552	164	160	29	30	0	169
	5	328	93	90	19	18	0	108
	6	604	191	179	27	24	0	183
	7	746	238	227	24	24	0	233
	8	684	226	217	33	35	3	170
	9	970	332	316	49	49	1	223
	10	758	246	242	33	34	1	202
	11	516	151	119	17	34	0	195
	12	670	190	183	28	26	1	242
	13	614	209	204	24	26	0	151
	14	696	218	206	33	30	0	209
	15	564	177	175	28	29	0	155
	16	584	185	186	29	28	0	156
	17	744	230	227	30	28	2	227
	18	602	184	178	36	35	0	169
	19	618	212	209	29	30	0	138
	20	682	237	234	33	33	2	143
	21	660	189	180	28	28	0	235
	22	486	157	154	16	17	0	142
	23	718	244	181	31	29	0	233
	24	1,060	342	331	52	51	0	284
	25	512	158	151	28	28	0	147
	26	770	275	267	39	38	2	149
	27	578	191	186	19	22	1	159
	28	598	191	181	25	25	0	176
	29	454	156	149	21	18	0	110
	30	626	206	196	39	38	0	147
	31	838	294	283	37	38	0	186
	32	554	165	166	25	24	0	174
	33	762	269	265	22	22	0	184
	34	730	248	251	29	29	0	173
	35	552	195	191	15	17	0	134
	36	360	111	109	17	20	0	103
	37	668	229	224	35	36	0	144
	38	840	266	245	32	29	0	268
	39	700	230	222	42	43	0	163
	40	534	197	190	21	22	0	104
	41	456	149	145	30	28	0	104
	42	528	170	160	21	26	0	151
	43	932	314	300	41	45	0	232
	44	518	162	163	21	20	0	152
	45	1,112	388	378	46	50	0	250

TOWN OF PERINTON  
MEMBER OF COUNCIL  
(VOTE FOR 2)

LEGISLATIVE DISTRICT OR TOWN	ELECTION DISTRICT	TOTAL VOTERS	MICHAEL G. BARKER	CAROLYN H. SAUM	MICHAEL G. BARKER	CAROLYN H. SAUM	SCATTER	BLANK AND VOID
			REP	REP	CON	CON		
Perinton	46	392	111	105	28	28	0	120
	47	740	246	241	35	35	0	183
	48	534	181	180	11	12	0	150
	49	580	207	202	19	21	0	131
	50	228	41	37	12	12	0	126
	51	636	239	232	22	21	0	122
	52	564	187	180	17	19	0	161
	53	586	175	178	28	28	1	176
	54	1,030	326	326	45	44	0	289
	55	670	225	221	22	22	0	180
	56	626	216	213	34	29	0	134
GRAND TOTAL:		<u>36,408</u>	<u>11,912</u>	<u>11,506</u>	<u>1,586</u>	<u>1,609</u>	<u>14</u>	<u>9,781</u>

TOWN OF PITTSFORD  
SUPERVISOR

LEGISLATIVE DISTRICT OR TOWN	ELECTION DISTRICT	TOTAL VOTERS	WILLIAM A. CARPENTER  REP	WILLIAM A. CARPENTER  IND	WILLIAM A. CARPENTER  CON	SCATTER	BLANK AND VOID
Pittsford							
	1	292	161	33	17	1	80
	2	307	173	30	15	0	89
	3	451	290	43	12	0	106
	4	368	231	44	18	0	75
	5	272	143	28	15	0	86
	6	371	213	38	13	0	107
	7	186	102	20	10	0	54
	8	372	249	32	18	0	73
	9	393	241	28	17	0	107
	10	471	298	41	22	0	110
	11	334	206	24	18	0	86
	12	298	181	33	14	0	70
	13	249	147	24	14	0	64
	14	276	167	35	9	0	65
	15	216	122	17	16	0	61
	16	270	166	24	19	0	61
	17	448	233	49	23	0	143
	18	322	175	32	12	0	103
	19	251	152	23	22	0	54
	20	332	190	46	15	0	81
	21	368	215	37	15	0	101
	22	424	245	45	20	0	114
	23	318	191	31	26	0	70
	24	391	259	19	13	0	100
	25	330	188	36	9	0	97
	26	368	225	40	21	0	82
	27	297	188	36	20	0	53
	28	278	160	30	8	0	80
	29	325	221	37	11	0	56
	30	282	164	36	7	0	75
	31	395	250	35	20	0	90
	32	333	192	44	13	0	84
	33	389	249	39	25	0	76
GRAND TOTAL:		<u>10,977</u>	<u>6,587</u>	<u>1,109</u>	<u>527</u>	<u>1</u>	<u>2,753</u>

TOWN OF PITTSFORD  
TOWN JUSTICE

LEGISLATIVE DISTRICT OR TOWN	ELECTION DISTRICT	TOTAL VOTERS	FRED S. GALLINA	FRED S. GALLINA	FRED S. GALLINA	SCATTER	BLANK AND VOID
			REP	IND	CON		
Pittsford							
	1	292	153	30	17	0	92
	2	307	165	27	15	0	100
	3	451	275	34	13	0	129
	4	368	216	38	19	0	95
	5	272	135	28	15	0	94
	6	371	194	27	10	0	140
	7	186	97	18	7	0	64
	8	372	246	29	18	0	79
	9	393	242	31	18	0	102
	10	471	288	41	22	0	120
	11	334	198	19	19	0	98
	12	298	174	32	13	0	79
	13	249	140	18	12	0	79
	14	276	162	34	9	0	71
	15	216	119	15	19	0	63
	16	270	159	20	19	0	72
	17	448	222	49	20	0	157
	18	322	164	31	9	0	118
	19	251	140	20	22	0	69
	20	332	185	40	17	0	90
	21	368	208	37	14	0	109
	22	424	227	48	20	0	129
	23	318	194	26	29	0	69
	24	391	249	18	13	0	111
	25	330	180	39	10	0	101
	26	368	215	45	20	0	88
	27	297	182	35	21	0	59
	28	278	160	31	7	0	80
	29	325	210	29	12	0	74
	30	282	145	36	8	0	93
	31	395	234	36	20	0	105
	32	333	185	38	10	0	100
	33	389	232	37	22	0	98
GRAND TOTAL:		<u>10,977</u>	<u>6,295</u>	<u>1,036</u>	<u>519</u>	<u>0</u>	<u>3,127</u>

TOWN OF PITTSFORD  
MEMBER OF COUNCIL - 4 YEAR TERM  
(VOTE FOR 2)

LEGISLATIVE DISTRICT OR TOWN	ELECTION DISTRICT	TOTAL VOTERS	JOHN J. HIGGINS, JR.	KAREN W. GREEN	JOHN J. HIGGINS, JR.	KAREN W. GREEN	JOHN J. HIGGINS, JR.	KAREN W. GREEN	SCATTER	BLANK AND VOID
			REP	REP	IND	IND	CON	CON		
Pittsford										
	1	584	143	146	28	27	15	16	0	209
	2	614	157	161	28	31	15	15	0	207
	3	902	262	270	35	35	12	13	0	275
	4	736	209	211	38	35	18	18	0	207
	5	544	132	126	23	27	13	12	0	211
	6	742	194	195	27	26	11	9	0	280
	7	372	94	98	14	14	7	8	0	137
	8	744	238	238	30	28	18	18	0	174
	9	786	233	231	26	26	17	18	0	235
	10	942	281	280	35	38	18	21	0	269
	11	668	188	183	15	20	24	21	0	217
	12	596	168	169	26	32	13	13	0	175
	13	498	139	144	19	18	12	13	0	153
	14	552	153	155	33	32	11	12	0	156
	15	432	118	119	15	16	15	16	0	133
	16	540	157	155	19	22	17	19	0	151
	17	896	225	225	47	52	21	17	0	309
	18	644	158	154	29	28	11	12	0	252
	19	502	142	140	15	16	25	22	0	142
	20	664	185	183	40	42	15	17	0	182
	21	736	199	196	41	39	14	14	0	233
	22	848	220	227	46	49	17	18	0	271
	23	636	181	185	25	28	27	27	0	163
	24	782	237	235	14	16	15	15	0	250
	25	660	175	176	35	35	10	10	0	219
	26	736	207	210	43	46	18	18	0	194
	27	594	178	177	33	35	20	20	0	131
	28	556	154	147	33	34	10	9	0	169
	29	650	204	205	30	29	11	14	0	157
	30	564	139	138	35	35	6	7	0	204
	31	790	223	231	32	33	19	19	0	233
	32	666	176	173	34	36	11	12	0	224
	33	778	220	224	34	36	21	22	0	221
GRAND TOTAL:		<u>21,954</u>	<u>6,089</u>	<u>6,107</u>	<u>977</u>	<u>1,016</u>	<u>507</u>	<u>515</u>	<u>0</u>	<u>6,743</u>

TOWN OF PITTSFORD  
MEMBER OF COUNCIL - 2 YEAR TERM

LEGISLATIVE DISTRICT OR TOWN	ELECTION DISTRICT	TOTAL VOTERS	JOHN E. BERNACKI, JR.	JOHN E. BERNACKI, JR.	JOHN E. BERNACKI, JR.	SCATTER	BLANK AND VOID
			REP	IND	CON		
Pittsford	1	292	151	26	17	0	98
	2	307	161	30	16	0	100
	3	451	264	36	13	0	138
	4	368	215	35	18	0	100
	5	272	133	26	14	0	99
	6	371	191	28	12	0	140
	7	186	95	15	6	0	70
	8	372	241	31	18	0	82
	9	393	232	26	21	0	114
	10	471	282	39	20	0	130
	11	334	190	17	21	0	106
	12	298	166	27	13	0	92
	13	249	139	18	12	0	80
	14	276	156	33	10	0	77
	15	216	120	16	16	0	64
	16	270	157	22	18	0	73
	17	448	219	48	21	0	160
	18	322	158	30	10	0	124
	19	251	144	17	22	0	68
	20	332	176	41	15	0	100
	21	368	198	37	14	0	119
	22	424	219	46	19	0	140
	23	318	186	27	27	0	78
	24	391	238	15	13	0	125
	25	330	174	33	10	0	113
	26	368	207	41	19	0	101
	27	297	178	33	21	0	65
	28	278	150	34	7	0	87
	29	325	201	31	12	0	81
	30	282	141	30	8	0	103
	31	395	225	35	20	0	115
	32	333	185	37	11	0	100
	33	389	223	36	23	0	107
GRAND TOTAL:		<u>10,977</u>	<u>6,115</u>	<u>996</u>	<u>517</u>	<u>0</u>	<u>3,349</u>



TOWN OF RIGA  
SUPERVISOR

<u>LEGISLATIVE DISTRICT OR TOWN</u>	<u>ELECTION DISTRICT</u>	<u>TOTAL VOTERS</u>	TIMOTHY W. ROWE <u>REP</u>	TIMOTHY W. ROWE <u>CON</u>	<u>SCATTER</u>	<u>BLANK AND VOID</u>
Riga	1	409	259	57	0	93
	2	366	240	45	0	81
	3	313	205	33	0	75
	4	351	233	31	1	86
	5	309	197	33	0	79
	6	317	197	43	2	75
GRAND TOTAL:		<u>2,065</u>	<u>1,331</u>	<u>242</u>	<u>3</u>	<u>489</u>

TOWN OF RIGA  
TOWN JUSTICE

<u>LEGISLATIVE DISTRICT OR TOWN</u>	<u>ELECTION DISTRICT</u>	<u>TOTAL VOTERS</u>	<u>LOUIS E. AMAROSA REP</u>	<u>LOUIS E. AMAROSA CON</u>	<u>SCATTER</u>	<u>BLANK AND VOID</u>
Riga	1	409	256	54	0	99
	2	366	250	43	0	73
	3	313	206	36	0	71
	4	351	228	37	1	85
	5	309	203	35	0	71
	6	317	196	41	1	79
GRAND TOTAL:		<u>2,065</u>	<u>1,339</u>	<u>246</u>	<u>2</u>	<u>478</u>

TOWN OF RIGA  
MEMBER OF COUNCIL  
(VOTE FOR 2)

LEGISLATIVE DISTRICT OR TOWN	ELECTION DISTRICT	TOTAL VOTERS	ROBERT E. OTTLEY REP	RONALD J. TRINKL REP	ROBERT E. OTTLEY CON	RONALD J. TRINKL CON	SCATTER	BLANK AND VOID
Riga	1	818	257	262	56	57	0	186
	2	732	246	240	42	45	0	159
	3	626	208	218	34	39	1	126
	4	702	227	216	34	28	2	195
	5	618	196	181	37	35	1	168
	6	634	199	196	41	42	2	154
GRAND TOTAL:		<u>4,130</u>	<u>1,333</u>	<u>1,313</u>	<u>244</u>	<u>246</u>	<u>6</u>	<u>988</u>

TOWN OF RUSH  
SUPERVISOR

<u>LEGISLATIVE DISTRICT OR TOWN</u>	<u>ELECTION DISTRICT</u>	<u>TOTAL VOTERS</u>	WILLIAM R. UDICIOUS <u>REP</u>	<u>SCATTER</u>	<u>BLANK AND VOID</u>
Rush					
	1	391	279	1	111
	2	293	225	1	67
	3	415	306	0	109
	4	396	265	1	130
GRAND TOTAL:		<u><u>1,495</u></u>	<u><u>1,075</u></u>	<u><u>3</u></u>	<u><u>417</u></u>

TOWN OF RUSH  
TOWN CLERK

<u>LEGISLATIVE DISTRICT OR TOWN</u>	<u>ELECTION DISTRICT</u>	<u>TOTAL VOTERS</u>	LINDA G. HENRY <u>REP</u>	<u>SCATTER</u>	<u>BLANK AND VOID</u>
Rush					
	1	391	309	1	81
	2	293	248	0	45
	3	415	332	0	83
	4	396	302	0	94
GRAND TOTAL:		<u>1,495</u>	<u>1,191</u>	<u>1</u>	<u>303</u>

TOWN OF RUSH  
TOWN JUSTICE

<u>LEGISLATIVE DISTRICT OR TOWN</u>	<u>ELECTION DISTRICT</u>	<u>TOTAL VOTERS</u>	<u>PAULA M. ANDERSON REP</u>	<u>SCATTER</u>	<u>BLANK AND VOID</u>
Rush					
	1	391	282	1	108
	2	293	237	0	56
	3	415	314	0	101
	4	396	284	0	112
GRAND TOTAL:		<u>1,495</u>	<u>1,117</u>	<u>1</u>	<u>377</u>

TOWN OF RUSH  
MEMBER OF COUNCIL  
(VOTE FOR 2)

LEGISLATIVE DISTRICT OR TOWN	ELECTION DISTRICT	TOTAL VOTERS	THOMAS S. DOUPE <u>REP</u>	LUTHER A. KEYES <u>REP</u>	<u>SCATTER</u>	BLANK AND VOID
Rush	1	782	249	273	3	257
	2	586	219	224	1	142
	3	830	289	297	0	244
	4	792	242	260	0	290
GRAND TOTAL:		<u>2,990</u>	<u>999</u>	<u>1,054</u>	<u>4</u>	<u>933</u>

TOWN OF RUSH  
SUPERINTENDENT OF HIGHWAYS

<u>LEGISLATIVE DISTRICT OR TOWN</u>	<u>ELECTION DISTRICT</u>	<u>TOTAL VOTERS</u>	STEVEN C. KING <u>REP</u>	<u>SCATTER</u>	<u>BLANK AND VOID</u>
Rush					
	1	391	282	1	108
	2	293	235	0	58
	3	415	300	0	115
	4	396	277	0	119
GRAND TOTAL:		<u>1,495</u>	<u>1,094</u>	<u>1</u>	<u>400</u>



TOWN OF SWEDEN  
SUPERVISOR

LEGISLATIVE DISTRICT OR TOWN	ELECTION DISTRICT	TOTAL VOTERS	NAT O. LESTER III	GARY SKOOG	NAT O. LESTER III	NAT O. LESTER III	GARY SKOOG	SCATTER	BLANK AND VOID
			REP	DEM	IND	CON	WOR		
Sweden									
	1	326	155	112	15	24	8	0	12
	2	185	71	76	9	10	9	0	10
	3	413	202	153	15	17	10	0	16
	4	447	229	145	17	33	7	0	16
	5	132	67	40	4	12	3	0	6
	6	331	175	110	14	16	4	0	12
	7	402	226	122	11	30	2	0	11
	8	291	142	90	15	20	11	0	13
	9	211	114	64	5	12	5	0	11
	10	424	209	152	18	28	7	0	10
	11	115	52	36	5	9	6	1	6
	12	274	154	79	8	17	6	0	10
GRAND TOTAL:		<u>3,551</u>	<u>1,796</u>	<u>1,179</u>	<u>136</u>	<u>228</u>	<u>78</u>	<u>1</u>	<u>133</u>

TOWN OF SWEDEN  
TOWN JUSTICE

LEGISLATIVE DISTRICT OR TOWN	ELECTION DISTRICT	TOTAL VOTERS	CARL A. COAPMAN	CARL A. COAPMAN	CARL A. COAPMAN	SCATTER	BLANK AND VOID
			REP	IND	CON		
Sweden	1	326	160	25	24	0	117
	2	185	88	19	18	1	59
	3	413	221	22	21	0	149
	4	447	219	27	40	0	161
	5	132	65	3	10	0	54
	6	331	169	28	21	0	113
	7	402	211	27	35	0	129
	8	291	153	20	23	0	95
	9	211	121	10	17	0	63
	10	424	225	30	29	0	140
	11	115	51	10	11	0	43
	12	274	165	11	19	0	79
GRAND TOTAL:		<u>3,551</u>	<u>1,848</u>	<u>232</u>	<u>268</u>	<u>1</u>	<u>1,202</u>

TOWN OF SWEDEN  
MEMBER OF COUNCIL  
(VOTE FOR 2)  
PART 1 OF 2

LEGISLATIVE DISTRICT OR TOWN	ELECTION DISTRICT	TOTAL VOTERS	PATRICIA P. CONNORS	THOMAS F. FERRIS	ROBERT C. CAPO, JR.	JENNIFER L. SKOOG-HARVEY	PATRICIA P. CONNORS
			REP	REP	DEM	DEM	IND
Sweden	1	652	160	151	86	109	19
	2	370	69	65	70	90	11
	3	826	198	165	143	186	15
	4	894	209	189	135	181	20
	5	264	56	54	51	58	2
	6	662	168	139	92	127	21
	7	804	204	189	130	144	8
	8	582	142	126	71	92	13
	9	422	121	119	45	56	4
	10	848	205	189	126	144	16
	11	230	47	40	41	51	3
	12	548	153	146	63	78	9
GRAND TOTAL:		<u>7,102</u>	<u>1,732</u>	<u>1,572</u>	<u>1,053</u>	<u>1,316</u>	<u>141</u>

TOWN OF SWEDEN  
MEMBER OF COUNCIL  
(VOTE FOR 2)  
PART 2 OF 2

LEGISLATIVE DISTRICT OR TOWN	ELECTION DISTRICT	TOTAL VOTERS	THOMAS F. FERRIS	PATRICIA P. CONNORS	THOMAS F. FERRIS	SCATTER	BLANK AND VOID
			IND	CON	CON		
Sweden							
	1	652	13	22	20	0	72
	2	370	10	11	12	0	32
	3	826	10	20	14	0	75
	4	894	16	37	34	0	73
	5	264	0	13	10	0	20
	6	662	17	20	19	0	59
	7	804	8	28	24	0	69
	8	582	12	26	26	0	74
	9	422	5	14	13	0	45
	10	848	18	26	22	0	102
	11	230	3	9	8	0	28
	12	548	8	18	20	0	53
GRAND TOTAL:		<u>7,102</u>	<u>120</u>	<u>244</u>	<u>222</u>	<u>0</u>	<u>702</u>

TOWN OF SWEDEN  
POLICE JUSTICE

LEGISLATIVE DISTRICT OR TOWN	ELECTION DISTRICT	TOTAL VOTERS	MARK R. DEPFERD REP	MARK R. DEPFERD IND	MARK R. DEPFERD CON	SCATTER	BLANK AND VOID
Sweden	1	326	177	31	25	0	93
	2	185	88	22	13	1	61
	3	413	225	35	21	0	132
	4	447	236	38	36	0	137
	5	132	66	6	11	0	49
	6	331	175	31	22	0	103
	7	402	235	40	30	0	97
	8	291	156	23	29	0	83
	9	211	128	11	16	0	56
	10	424	243	28	31	0	122
	11	115	54	13	8	0	40
	12	274	176	13	20	0	65
GRAND TOTAL:		<u>3,551</u>	<u>1,959</u>	<u>291</u>	<u>262</u>	<u>1</u>	<u>1,038</u>

TOWN OF SWEDEN  
RECEIVER OF TAXES

LEGISLATIVE DISTRICT OR TOWN	ELECTION DISTRICT	TOTAL VOTERS	SHIRLEY A. MERCER REP	SHIRLEY A. MERCER IND	SHIRLEY A. MERCER CON	SCATTER	BLANK AND VOID
Sweden							
	1	326	185	31	27	0	83
	2	185	88	22	13	0	62
	3	413	229	37	21	0	126
	4	447	244	38	41	0	124
	5	132	68	6	10	0	48
	6	331	181	29	20	1	100
	7	402	230	35	33	0	104
	8	291	168	20	27	0	76
	9	211	128	15	17	0	51
	10	424	266	32	36	0	90
	11	115	55	12	10	0	38
	12	274	186	12	19	0	57
GRAND TOTAL:		<u>3,551</u>	<u>2,028</u>	<u>289</u>	<u>274</u>	<u>1</u>	<u>959</u>

TOWN OF SWEDEN  
SUPERINTENDENT OF HIGHWAYS

<u>LEGISLATIVE DISTRICT OR TOWN</u>	<u>ELECTION DISTRICT</u>	<u>TOTAL VOTERS</u>	<u>FREDERICK E. PERRINE REP</u>	<u>FREDERICK E. PERRINE IND</u>	<u>FREDERICK E. PERRINE CON</u>	<u>SCATTER</u>	<u>BLANK AND VOID</u>
Sweden							
	1	326	182	30	29	0	85
	2	185	92	23	16	0	54
	3	413	228	34	23	0	128
	4	447	240	43	37	0	127
	5	132	67	8	12	0	45
	6	331	184	31	20	0	96
	7	402	230	41	33	0	98
	8	291	161	23	26	0	81
	9	211	129	10	17	0	55
	10	424	262	29	32	0	101
	11	115	54	12	9	0	40
	12	274	177	13	21	0	63
GRAND TOTAL:		3,551	2,006	297	275	0	973

TOWN OF WEBSTER  
SUPERVISOR

LEGISLATIVE DISTRICT OR TOWN	ELECTION DISTRICT	TOTAL VOTERS	CATHRYN C. THOMAS	PETER A. CHATFIELD	CATHRYN C. THOMAS	CATHRYN C. THOMAS	SCATTER	BLANK AND VOID
			REP	DEM	IND	CON		
Webster	1	390	148	195	14	20	0	13
	2	324	147	128	10	17	0	22
	3	318	144	131	8	18	0	17
	4	194	68	93	9	7	0	17
	5	362	151	154	12	27	0	18
	6	361	171	112	17	19	0	42
	7	408	192	160	19	13	0	24
	8	368	179	137	12	15	1	24
	9	450	209	188	13	24	0	16
	10	434	214	165	10	22	0	23
	11	321	151	115	15	17	0	23
	12	432	213	137	20	28	0	34
	13	334	159	130	12	13	0	20
	14	333	119	185	7	11	0	11
	15	250	106	101	9	14	0	20
	16	355	145	136	11	25	0	38
	17	275	140	92	10	22	0	11
	18	285	113	137	9	10	0	16
	19	438	214	171	14	22	0	17
	20	380	172	154	14	23	0	17
	21	455	197	214	13	17	0	14
	22	398	212	129	15	20	0	22
	23	334	134	157	11	17	0	15
	24	522	235	200	24	35	0	28
	25	295	139	99	9	18	0	30
	26	321	173	100	10	15	0	23
	27	277	131	97	11	22	0	16
	28	310	143	114	20	9	0	24
	29	300	140	120	12	18	0	10
	30	230	87	94	9	7	0	33
	31	324	164	111	8	16	0	25
	32	354	175	124	12	23	0	20
	33	378	186	141	6	24	0	21
	34	198	98	65	9	15	0	11
	35	242	126	88	7	7	0	14
	36	308	150	114	13	17	0	14
	37	428	237	143	11	19	0	18
	38	470	225	162	16	20	0	47
	39	321	189	99	6	11	0	16
	40	432	232	122	20	19	0	39
	41	294	137	115	8	11	0	23
	42	325	156	120	6	21	0	22
	43	226	105	81	12	12	0	16
GRAND TOTAL:		<u>14,754</u>	<u>6,926</u>	<u>5,630</u>	<u>513</u>	<u>760</u>	<u>1</u>	<u>924</u>



TOWN OF WEBSTER  
TOWN JUSTICE

LEGISLATIVE DISTRICT OR TOWN	ELECTION DISTRICT	TOTAL VOTERS	DAVID T. CORRETORE	DAVID T. CORRETORE	DAVID T. CORRETORE	SCATTER	BLANK AND VOID
			REP	IND	CON		
Webster							
	1	390	211	30	31	0	118
	2	324	186	22	17	0	99
	3	318	177	30	20	0	91
	4	194	93	21	11	0	69
	5	362	173	34	36	0	119
	6	361	188	28	19	0	126
	7	408	209	27	16	0	156
	8	368	197	20	22	0	129
	9	450	245	31	31	0	143
	10	434	258	27	36	0	113
	11	321	171	27	29	0	94
	12	432	236	33	36	0	127
	13	334	174	24	19	0	117
	14	333	197	35	27	0	74
	15	250	120	16	18	0	96
	16	355	170	19	27	0	139
	17	275	167	20	31	0	57
	18	285	141	22	15	0	107
	19	438	233	26	30	0	149
	20	380	215	26	30	0	109
	21	455	237	37	21	0	160
	22	398	230	25	25	0	118
	23	334	172	32	29	0	101
	24	522	296	42	44	0	140
	25	295	160	20	20	0	95
	26	321	192	17	19	0	93
	27	277	156	20	25	0	76
	28	310	181	34	15	0	80
	29	300	162	21	22	0	95
	30	230	102	14	12	0	102
	31	324	200	16	25	0	83
	32	354	202	25	32	0	95
	33	378	209	27	33	0	109
	34	198	110	8	18	0	62
	35	242	135	12	11	0	84
	36	308	191	26	19	0	72
	37	428	238	29	19	0	142
	38	470	262	35	23	0	150
	39	321	214	8	11	0	88
	40	432	246	24	23	0	139
	41	294	160	22	17	0	95
	42	325	179	18	26	0	102
	43	226	116	23	11	0	76
GRAND TOTAL:		<u>14,754</u>	<u>8,111</u>	<u>1,053</u>	<u>1,001</u>	<u>0</u>	<u>4,589</u>

TOWN OF WEBSTER  
MEMBER OF COUNCIL  
(VOTE FOR 2)  
PART 1 OF 2

LEGISLATIVE DISTRICT OR TOWN	ELECTION DISTRICT	TOTAL VOTERS	RICHARD L. TRAVIS	RONALD W. NESBITT	RICHARD M. GOODRICH	RICHARD D. RALL	RICHARD L. TRAVIS
			REP	REP	DEM	DEM	IND
Webster	1	780	146	150	176	171	11
	2	648	149	150	118	117	10
	3	636	149	153	123	118	11
	4	388	72	67	83	83	11
	5	724	139	137	145	148	16
	6	722	161	169	121	107	13
	7	816	165	175	172	158	16
	8	736	160	162	133	137	9
	9	900	210	212	178	164	8
	10	868	210	212	148	136	11
	11	642	148	154	101	99	16
	12	864	192	203	143	134	14
	13	668	141	151	130	122	12
	14	666	128	125	157	155	8
	15	500	102	101	95	91	10
	16	710	131	145	140	127	7
	17	550	145	148	75	64	8
	18	570	126	132	111	107	10
	19	876	208	191	147	160	18
	20	760	170	175	130	124	20
	21	910	188	182	203	195	13
	22	796	184	203	139	131	15
	23	668	139	138	129	146	10
	24	1,044	232	230	181	184	27
	25	590	127	129	97	94	10
	26	642	157	176	108	98	9
	27	554	126	132	88	81	9
	28	620	139	135	107	102	16
	29	600	135	140	108	108	10
	30	460	82	84	86	88	8
	31	648	156	163	100	97	10
	32	708	167	171	113	116	9
	33	756	166	167	131	132	14
	34	396	92	88	72	67	4
	35	484	116	112	86	82	10
	36	616	154	156	99	99	11
	37	856	201	217	154	145	11
	38	940	205	216	178	166	13
	39	642	185	185	95	91	4
	40	864	204	217	136	117	14
	41	588	133	135	104	103	10
	42	650	138	139	119	119	14
	43	452	92	91	78	78	15
GRAND TOTAL:		<u>29,508</u>	<u>6,570</u>	<u>6,718</u>	<u>5,337</u>	<u>5,161</u>	<u>505</u>

TOWN OF WEBSTER  
MEMBER OF COUNCIL  
(VOTE FOR 2)  
PART 2 OF 2

LEGISLATIVE DISTRICT OR TOWN	ELECTION DISTRICT	TOTAL VOTERS	RONALD W. NESBITT	RICHARD L. TRAVIS	RONALD W. NESBITT	SCATTER	BLANK AND VOID
			IND	CON	CON		
Webster	1	780	15	22	22	0	67
	2	648	10	9	11	0	74
	3	636	10	16	16	0	40
	4	388	8	8	7	0	49
	5	724	17	25	28	0	69
	6	722	14	15	18	0	104
	7	816	17	15	18	0	80
	8	736	13	19	18	2	83
	9	900	16	23	20	0	69
	10	868	19	26	28	0	78
	11	642	11	20	16	0	77
	12	864	20	31	31	0	96
	13	668	19	12	16	0	65
	14	666	5	19	23	0	46
	15	500	12	14	16	0	59
	16	710	12	22	27	0	99
	17	550	7	27	23	0	53
	18	570	9	12	9	0	54
	19	876	16	23	20	0	93
	20	760	15	28	29	0	69
	21	910	13	16	13	0	87
	22	796	18	20	21	0	65
	23	668	10	17	21	0	58
	24	1,044	25	37	39	0	89
	25	590	9	15	15	0	94
	26	642	10	15	15	0	54
	27	554	9	23	22	0	64
	28	620	20	11	8	0	82
	29	600	8	19	19	0	53
	30	460	11	12	10	0	79
	31	648	9	19	17	0	77
	32	708	6	24	26	0	76
	33	756	10	30	27	0	79
	34	396	3	14	14	0	42
	35	484	14	7	7	0	50
	36	616	9	19	15	0	54
	37	856	10	15	17	0	86
	38	940	17	20	20	0	105
	39	642	6	12	10	0	54
	40	864	17	17	23	0	119
	41	588	8	15	14	0	66
	42	650	13	21	21	0	66
	43	452	19	11	12	0	56
GRAND TOTAL:		<u>29,508</u>	<u>539</u>	<u>795</u>	<u>802</u>	<u>2</u>	<u>3,079</u>

TOWN OF WHEATLAND  
SUPERVISOR

<u>LEGISLATIVE DISTRICT OR TOWN</u>	<u>ELECTION DISTRICT</u>	<u>TOTAL VOTERS</u>	JEFFREY R. ADAIR <u>REP</u>	JEFFREY R. ADAIR <u>CON</u>	<u>SCATTER</u>	<u>BLANK AND VOID</u>
Wheatland	1	394	231	48	1	114
	2	346	219	38	0	89
	3	411	244	53	0	114
	4	311	187	37	0	87
	5	353	233	47	0	73
GRAND TOTAL:		<u>1,815</u>	<u>1,114</u>	<u>223</u>	<u>1</u>	<u>477</u>

TOWN OF WHEATLAND  
TOWN CLERK

<u>LEGISLATIVE DISTRICT OR TOWN</u>	<u>ELECTION DISTRICT</u>	<u>TOTAL VOTERS</u>	NANCY JO CONRAD <u>REP</u>	NANCY JO CONRAD <u>CON</u>	<u>SCATTER</u>	<u>BLANK AND VOID</u>
Wheatland	1	394	247	47	1	99
	2	346	229	41	0	76
	3	411	263	57	0	91
	4	311	201	37	0	73
	5	353	239	52	0	62
GRAND TOTAL:		<u>1,815</u>	<u>1,179</u>	<u>234</u>	<u>1</u>	<u>401</u>

TOWN OF WHEATLAND  
TOWN JUSTICE

LEGISLATIVE DISTRICT OR TOWN	ELECTION DISTRICT	TOTAL VOTERS	HAROLD H. LITTEER, JR. <u>REP</u>	HAROLD H. LITTEER, JR. <u>CON</u>	<u>SCATTER</u>	<u>BLANK AND VOID</u>
Wheatland	1	394	229	49	1	115
	2	346	234	45	0	67
	3	411	234	52	0	125
	4	311	189	35	0	87
	5	353	225	44	0	84
GRAND TOTAL:		<u>1,815</u>	<u>1,111</u>	<u>225</u>	<u>1</u>	<u>478</u>

TOWN OF WHEATLAND  
MEMBER OF COUNCIL  
(VOTE FOR 2)

LEGISLATIVE DISTRICT OR TOWN	ELECTION DISTRICT	TOTAL VOTERS	ROGER D. DEWITT	TAMMY L. SPEAR	ROGER D. DEWITT	TAMMY L. SPEAR	SCATTER	BLANK AND VOID
			REP	REP	CON	CON		
Wheatland	1	788	225	220	48	44	2	249
	2	692	207	213	42	42	0	188
	3	822	246	222	51	47	0	256
	4	622	194	178	37	30	0	183
	5	706	220	217	45	40	0	184
GRAND TOTAL:		<u>3,630</u>	<u>1,092</u>	<u>1,050</u>	<u>223</u>	<u>203</u>	<u>2</u>	<u>1,060</u>

VILLAGE OF FAIRPORT  
VILLAGE TRUSTEE  
(VOTE FOR 2)

LEGISLATIVE DISTRICT OR TOWN	ELECTION DISTRICT	TOTAL VOTERS	H. KEVIN CLARK REP	LESLIE E. WHITE REP	LESLIE E. WHITE CON	SCATTER	BLANK AND VOID
Perinton							
	4	552	176	162	30	0	184
	5	328	103	90	14	0	121
	6	604	197	179	23	1	204
	7	746	249	235	22	0	240
	14	696	238	214	24	2	218
	25	512	165	149	27	0	171
	38	840	271	250	22	0	297
GRAND TOTAL:		<u>4,278</u>	<u>1,399</u>	<u>1,279</u>	<u>162</u>	<u>3</u>	<u>1,435</u>



PROPOSAL NUMBER ONE  
AN AMENDMENT  
EXCLUSION OF INDEBTEDNESS CONTRACTED FOR SEWAGE FACILITIES  
SUMMARY

LEGISLATIVE DISTRICT OR TOWN	TOTAL VOTERS	YES	NO	BLANK AND VOID
Leg. Dist. 06	1,638	358	379	901
Leg. Dist. 07	851	176	141	534
Leg. Dist. 21	5,746	1,011	818	3,917
Leg. Dist. 22	2,985	182	134	2,669
Leg. Dist. 23	6,444	1,775	1,247	3,422
Leg. Dist. 24	3,925	916	623	2,386
Leg. Dist. 25	4,225	503	316	3,406
Leg. Dist. 26	3,412	704	609	2,099
Leg. Dist. 27	6,267	803	608	4,856
Leg. Dist. 28	3,466	471	461	2,534
Leg. Dist. 29	4,130	461	426	3,243
CITY	43,089	7,360	5,762	29,967
Brighton	13,404	3,980	2,384	7,040
Chili	10,227	2,256	2,255	5,716
Clarkson	1,883	459	453	971
East Rochester	2,029	402	317	1,310
Gates	9,201	1,748	1,691	5,762
Greece	30,980	6,425	7,417	17,138
Hamlin	2,889	691	825	1,373
Henrietta	10,693	2,595	2,212	5,886
Irondequoit	19,933	4,931	4,567	10,435
Mendon	3,560	948	763	1,849
Ogden	6,503	1,502	1,547	3,454
Parma	5,129	1,237	1,233	2,659
Penfield	13,663	3,437	2,989	7,237
Perinton	18,204	5,484	3,735	8,985
Pittsford	10,977	3,430	2,466	5,081
Riga	2,065	535	456	1,074
Rush	1,495	381	374	740
Sweden	3,551	1,025	804	1,722
Webster	14,754	3,673	3,524	7,557
Wheatland	1,815	455	488	872
TOWNS	182,955	45,594	40,500	96,861
GRAND TOTAL:	<u>226,044</u>	<u>52,954</u>	<u>46,262</u>	<u>126,828</u>

PROPOSAL NUMBER ONE  
AN AMENDMENT  
EXCLUSION OF INDEBTEDNESS CONTRACTED FOR SEWAGE FACILITIES  
DETAIL

LEGISLATIVE DISTRICT OR TOWN	ELECTION DISTRICT	TOTAL VOTERS	YES	NO	BLANK AND VOID
Leg. Dist. 06					
	1	421	71	104	246
	2	180	33	35	112
	3	249	55	45	149
	4	283	86	80	117
	5	258	57	56	145
	6	247	56	59	132
		<u>1,638</u>	<u>358</u>	<u>379</u>	<u>901</u>
Leg. Dist. 06					
Leg. Dist. 07					
	1	361	94	65	202
	2	281	43	42	196
	3	209	39	34	136
		<u>851</u>	<u>176</u>	<u>141</u>	<u>534</u>
Leg. Dist. 07					
Leg. Dist. 21					
	1	277	50	48	179
	2	237	83	53	101
	3	135	29	23	83
	4	165	22	21	122
	5/16	316	66	54	196
	6	176	46	20	110
	7	366	62	57	247
	8/28	97	15	11	71
	9	217	43	29	145
	10	316	80	49	187
	11	134	10	9	115
	12	288	39	47	202
	13	110	19	19	72
	14	322	73	62	187
	15	296	47	49	200
	17	235	31	43	161
	18	199	20	18	161
	19	82	18	7	57
	20	128	25	31	72
	21	208	38	26	144
	22	204	13	23	168
	23/32	164	31	18	115
	24	262	53	33	176
	25	197	28	15	154
	26	187	13	8	166
	27	135	15	12	108
	29	95	5	7	83
	30	15	1	0	14
	31/34	91	19	7	65
	33	92	17	19	56
		<u>5,746</u>	<u>1,011</u>	<u>818</u>	<u>3,917</u>
Leg. Dist. 21					

PROPOSAL NUMBER ONE  
 AN AMENDMENT  
 EXCLUSION OF INDEBTEDNESS CONTRACTED FOR SEWAGE FACILITIES  
 DETAIL

<u>LEGISLATIVE DISTRICT OR TOWN</u>	<u>ELECTION DISTRICT</u>	<u>TOTAL VOTERS</u>	<u>YES</u>	<u>NO</u>	<u>BLANK AND VOID</u>
Leg. Dist. 22					
	1/29-17	222	26	20	176
	2	68	5	2	61
	3	153	4	5	144
	4	77	8	1	68
	5	158	5	3	150
	6	159	2	3	154
	7	90	1	2	87
	8	153	15	6	132
	9	122	1	0	121
	10	141	5	3	133
	11	141	14	13	114
	12	101	4	2	95
	13	68	0	3	65
	14	165	16	9	140
	15	167	10	8	149
	16	72	3	0	69
	17	64	5	4	55
	18	87	9	1	77
	19	128	15	6	107
	20	151	5	4	142
	21	130	13	16	101
	22	181	2	13	166
	23	121	8	5	108
	24	66	6	5	55
Leg. Dist. 22		2,985	182	134	2,669
Leg. Dist. 23					
	1	120	45	28	47
	2	230	51	37	142
	3	162	34	28	100
	4	350	116	61	173
	5	212	76	56	80
	6	139	50	22	67
	7	244	98	67	79
	8	206	99	37	70
	9	156	66	40	50
	10	200	49	31	120
	11	245	69	39	137
	12	338	79	53	206
	13	206	32	44	130
	14	182	71	41	70
	15	110	35	24	51
	16	225	44	27	154
	17	323	74	75	174
	18	296	53	64	179

PROPOSAL NUMBER ONE  
AN AMENDMENT  
EXCLUSION OF INDEBTEDNESS CONTRACTED FOR SEWAGE FACILITIES  
DETAIL

<u>LEGISLATIVE DISTRICT OR TOWN</u>	<u>ELECTION DISTRICT</u>	<u>TOTAL VOTERS</u>	<u>YES</u>	<u>NO</u>	<u>BLANK AND VOID</u>
Leg. Dist. 23					
	19	295	56	45	194
	20	304	112	68	124
	21	259	72	36	151
	22	215	54	41	120
	23	116	30	32	54
	24	257	49	34	174
	25	422	109	70	243
	26	433	114	99	220
	27	199	38	48	113
Leg. Dist. 23		6,444	1,775	1,247	3,422
Leg. Dist. 24					
	1	335	110	62	163
	2	257	84	38	135
	3	277	69	54	154
	4	261	70	45	146
	5	266	74	47	145
	6	176	37	38	101
	7	172	27	26	119
	8	245	69	47	129
	9	171	31	29	111
	10	290	63	42	185
	11	199	13	16	170
	12	141	21	7	113
	13	223	56	45	122
	14	254	53	44	157
	15	319	63	41	215
	16	237	65	38	134
	17	102	11	4	87
Leg. Dist. 24		3,925	916	623	2,386
Leg. Dist. 25					
	1	264	43	25	196
	2	205	19	9	177
	3	305	20	21	264
	4	60	6	0	54
	5	185	6	3	176
	6	229	40	23	166
	7	224	11	4	209
	8	259	13	6	240
	9	144	10	5	129
	10	239	42	20	177
	11	191	6	8	177
	12	288	54	39	195
	13	208	11	10	187
	14/24	299	75	39	185

PROPOSAL NUMBER ONE  
 AN AMENDMENT  
 EXCLUSION OF INDEBTEDNESS CONTRACTED FOR SEWAGE FACILITIES  
 DETAIL

<u>LEGISLATIVE DISTRICT OR TOWN</u>	<u>ELECTION DISTRICT</u>	<u>TOTAL VOTERS</u>	<u>YES</u>	<u>NO</u>	<u>BLANK AND VOID</u>
Leg. Dist. 25					
	15	191	6	8	177
	16	34	9	9	16
	17	118	8	4	106
	18	260	48	24	188
	19	10	4	1	5
	20	30	4	7	19
	21	103	22	21	60
	22	145	18	17	110
	23	23	6	1	16
	25	211	22	12	177
Leg. Dist. 25		4,225	503	316	3,406
Leg. Dist. 26					
	1	202	33	29	140
	2	96	10	13	73
	3	181	49	41	91
	4	201	47	37	117
	5	223	42	31	150
	7	226	48	38	140
	8	233	34	31	168
	9	252	71	43	138
	10	262	46	47	169
	11	250	70	76	104
	12/13	337	72	52	213
	14	240	56	55	129
	15	241	34	49	158
	16	259	48	37	174
	17/29-18	209	44	30	135
Leg. Dist. 26		3,412	704	609	2,099
Leg. Dist. 27					
	1	297	56	32	209
	2	270	36	30	204
	3	281	54	37	190
	4	340	50	42	248
	5	319	36	28	255
	6	295	38	19	238
	7	292	38	32	222
	8	262	25	18	219
	9	304	45	27	232
	10	271	40	37	194
	11	318	41	42	235
	12	246	31	18	197
	13	277	33	21	223
	14	201	31	22	148
	15	238	31	23	184

PROPOSAL NUMBER ONE  
AN AMENDMENT  
EXCLUSION OF INDEBTEDNESS CONTRACTED FOR SEWAGE FACILITIES  
DETAIL

LEGISLATIVE DISTRICT OR TOWN	ELECTION DISTRICT	TOTAL VOTERS	YES	NO	BLANK AND VOID
Leg. Dist. 27					
	16	300	47	28	225
	17	136	14	19	103
	18	164	12	10	142
	19	282	28	22	232
	20	164	8	11	145
	21	142	9	14	119
	22	247	21	13	213
	23	183	19	16	148
	27	225	32	27	166
	28	213	28	20	165
Leg. Dist. 27		6,267	803	608	4,856
Leg. Dist. 28					
	1	156	16	19	121
	2	196	24	28	144
	3	115	16	18	81
	4	267	28	34	205
	5	162	16	12	134
	6	176	15	18	143
	7	280	32	36	212
	8	186	17	6	163
	9	130	14	19	97
	10	119	25	25	69
	11/25	195	36	23	136
	12	103	11	9	83
	13	163	27	22	114
	14	165	29	27	109
	15	76	8	12	56
	16	160	18	22	120
	17	67	5	5	57
	18	238	45	34	159
	19/21	167	34	31	102
	22	92	7	14	71
	23	234	46	47	141
	24	19	2	0	17
Leg. Dist. 28		3,466	471	461	2,534
Leg. Dist. 29					
	1	29	1	3	25
	2	57	3	2	52
	3	131	26	21	84
	4	227	25	31	171
	5	231	22	31	178
	6	159	17	21	121
	7	34	4	2	28
	8	220	38	18	164

PROPOSAL NUMBER ONE  
 AN AMENDMENT  
 EXCLUSION OF INDEBTEDNESS CONTRACTED FOR SEWAGE FACILITIES  
 DETAIL

<u>LEGISLATIVE DISTRICT OR TOWN</u>	<u>ELECTION DISTRICT</u>	<u>TOTAL VOTERS</u>	<u>YES</u>	<u>NO</u>	<u>BLANK AND VOID</u>
Leg. Dist. 29					
	9	193	28	16	149
	10	213	23	15	175
	11	177	28	21	128
	12	165	12	22	131
	13	154	12	9	133
	14	192	18	25	149
	15	166	15	12	139
	16	65	3	7	55
	19	169	21	14	134
	20	287	36	27	224
	21	234	42	34	158
	22	123	11	9	103
	23	216	9	5	202
	24	262	31	38	193
	25	235	29	26	180
	26	137	6	11	120
	27	54	1	6	47
Leg. Dist. 29		4,130	461	426	3,243
CITY		43,089	7,360	5,762	29,967
Brighton					
	1	357	113	68	176
	2	223	69	52	102
	3	289	68	50	171
	4	299	82	43	174
	5	319	102	57	160
	6	447	123	86	238
	7	257	66	44	147
	8	326	86	89	151
	9	284	93	50	141
	10	343	97	74	172
	11	374	104	61	209
	12	402	126	72	204
	13	264	85	52	127
	14	164	54	27	83
	15	273	95	63	115
	16	256	87	49	120
	17	192	22	13	157
	18	313	84	64	165
	19	227	89	37	101
	20	217	68	33	116
	21	281	97	27	157
	22	349	118	55	176
	23	314	106	58	150
	24	251	58	38	155

PROPOSAL NUMBER ONE  
AN AMENDMENT  
EXCLUSION OF INDEBTEDNESS CONTRACTED FOR SEWAGE FACILITIES  
DETAIL

<u>LEGISLATIVE DISTRICT OR TOWN</u>	<u>ELECTION DISTRICT</u>	<u>TOTAL VOTERS</u>	<u>YES</u>	<u>NO</u>	<u>BLANK AND VOID</u>
Brighton					
	25	271	102	55	114
	26	266	75	43	148
	27	276	93	43	140
	28	415	130	80	205
	29	228	64	42	122
	30	491	142	48	301
	31	293	107	55	131
	32	370	99	51	220
	33	346	106	75	165
	34	294	77	65	152
	35	297	102	55	140
	36	191	43	40	108
	37	310	80	56	174
	38	389	121	81	187
	39	253	80	43	130
	40	498	157	78	263
	41	330	77	68	185
	42	109	42	20	47
	43	313	78	54	181
	44	127	27	22	78
	45	172	48	27	97
	46	144	38	21	85
Brighton		13,404	3,980	2,384	7,040
Chili					
	1	296	61	80	155
	2	378	90	102	186
	3/31	384	82	90	212
	4	247	45	58	144
	5	331	78	72	181
	6	354	75	91	188
	7	188	47	39	102
	8	313	57	64	192
	9	302	64	65	173
	10	244	51	64	129
	11	395	87	76	232
	12	463	94	103	266
	13	454	94	109	251
	14	361	96	102	163
	15	325	76	74	175
	16	410	101	64	245
	17	685	168	165	352
	18	459	94	110	255
	19	287	70	68	149
	20	448	94	96	258



PROPOSAL NUMBER ONE  
AN AMENDMENT  
EXCLUSION OF INDEBTEDNESS CONTRACTED FOR SEWAGE FACILITIES  
DETAIL

LEGISLATIVE DISTRICT OR TOWN	ELECTION DISTRICT	TOTAL VOTERS	YES	NO	BLANK AND VOID
Chili					
	21	262	46	58	158
	22	366	67	59	240
	23	244	63	41	140
	24	395	98	88	209
	25	253	50	39	164
	26	394	89	103	202
	27	304	69	44	191
	28	268	53	48	167
	29	235	52	50	133
	30	182	45	33	104
Chili		10,227	2,256	2,255	5,716
Clarkson					
	1	328	93	77	158
	2	270	54	65	151
	3	321	94	67	160
	4	412	90	106	216
	5	310	63	91	156
	6	242	65	47	130
Clarkson		1,883	459	453	971
East Rochester					
	1	340	48	53	239
	2	309	65	45	199
	3	309	60	44	205
	4	287	58	45	184
	5	243	47	30	166
	6	252	51	38	163
	7	289	73	62	154
East Rochester		2,029	402	317	1,310
Gates					
	1	193	49	38	106
	2	281	102	77	102
	3	181	22	37	122
	4	298	45	45	208
	5	383	91	74	218
	6	315	57	70	188
	7	401	84	86	231
	8	235	43	36	156
	9	335	42	37	256
	10	170	43	25	102
	11	205	45	37	123
	12	182	31	30	121
	13	307	48	57	202
	14	224	32	33	159
	15	345	64	63	218

PROPOSAL NUMBER ONE  
AN AMENDMENT  
EXCLUSION OF INDEBTEDNESS CONTRACTED FOR SEWAGE FACILITIES  
DETAIL

<u>LEGISLATIVE DISTRICT OR TOWN</u>	<u>ELECTION DISTRICT</u>	<u>TOTAL VOTERS</u>	<u>YES</u>	<u>NO</u>	<u>BLANK AND VOID</u>
Gates					
	16	223	32	46	145
	17	240	53	58	129
	18	312	50	62	200
	19	284	54	47	183
	20	279	50	56	173
	21	275	45	31	199
	22	232	48	51	133
	23	282	62	46	174
	24	321	53	53	215
	25	292	52	47	193
	26	338	70	63	205
	27	336	54	59	223
	28	236	52	40	144
	29	266	57	47	162
	30	182	29	26	127
	31	207	24	41	142
	32	317	77	74	166
	33	140	20	23	97
	34	207	41	44	122
	35	177	27	32	118
		9,201	1,748	1,691	5,762
Gates					
Greece					
	1	271	51	66	154
	2	299	82	90	127
	3	295	67	82	146
	4	243	55	66	122
	5	215	36	55	124
	6	206	34	51	121
	7	306	60	84	162
	8	251	57	52	142
	9	243	59	75	109
	10	233	50	59	124
	11	145	29	31	85
	12	200	42	42	116
	13	273	43	66	164
	14	214	50	64	100
	15	241	54	51	136
	16	190	54	40	96
	17	333	70	88	175
	18	323	75	86	162
	19	231	37	54	140
	20	240	43	64	133
	21	251	74	62	115
	22	213	41	33	139

PROPOSAL NUMBER ONE  
AN AMENDMENT  
EXCLUSION OF INDEBTEDNESS CONTRACTED FOR SEWAGE FACILITIES  
DETAIL

LEGISLATIVE DISTRICT OR TOWN	ELECTION DISTRICT	TOTAL VOTERS	YES	NO	BLANK AND VOID
Greece					
	23	402	58	70	274
	24	469	107	99	263
	25	263	42	46	175
	26	250	61	62	127
	27	413	71	94	248
	28	312	81	76	155
	29	311	76	79	156
	30	209	50	56	103
	31	280	59	80	141
	32	289	77	64	148
	33	411	79	79	253
	34	320	60	83	177
	35	239	54	60	125
	36	334	56	64	214
	37	231	35	47	149
	38	345	98	91	156
	39	196	60	48	88
	40	248	62	61	125
	41	339	77	96	166
	42	263	54	49	160
	43	391	91	92	208
	44	352	67	103	182
	45	391	71	88	232
	46	207	41	52	114
	47	312	67	79	166
	48	236	50	64	122
	49	248	58	63	127
	50	292	60	84	148
	51	206	58	40	108
	52	376	88	97	191
	53	207	36	47	124
	54	283	54	64	165
	55	270	53	61	156
	56	397	88	103	206
	57	325	65	70	190
	58	349	73	71	205
	59	214	42	43	129
	60	263	47	62	154
	61	292	39	60	193
	62	352	75	58	219
	63	334	60	76	198
	64	252	34	48	170
	65	327	79	79	169
	66	201	36	47	118
	67	255	35	78	142

PROPOSAL NUMBER ONE  
AN AMENDMENT  
EXCLUSION OF INDEBTEDNESS CONTRACTED FOR SEWAGE FACILITIES  
DETAIL

LEGISLATIVE DISTRICT OR TOWN	ELECTION DISTRICT	TOTAL VOTERS	YES	NO	BLANK AND VOID
Greece					
	68	393	95	101	197
	69	225	42	56	127
	70	310	63	65	182
	71	369	65	86	218
	72	342	57	85	200
	73	194	42	56	96
	74	206	43	60	103
	75	252	43	70	139
	76	235	46	50	139
	77	359	60	86	213
	78	247	50	53	144
	79	347	81	107	159
	80	352	81	88	183
	81	243	57	72	114
	82	215	58	30	127
	83	223	47	51	125
	84	343	82	91	170
	85	356	75	83	198
	86	413	84	86	243
	87	271	53	72	146
	88	291	68	69	154
	89	260	43	64	153
	90	326	61	54	211
	91	435	92	110	233
	92	474	92	95	287
	93	356	61	74	221
	94	270	63	61	146
	95	200	61	55	84
	96	353	57	80	216
	97	405	85	102	218
	98	382	96	124	162
	99	322	61	83	178
	100	324	55	67	202
	101	221	39	41	141
	102	391	90	105	196
	103	352	53	83	216
	104	371	58	69	244
	105	233	60	64	109
	106	247	59	75	113
		30,980	6,425	7,417	17,138
Greece					
Hamlin					
	1	277	66	74	137
	2	367	78	108	181
	3	238	69	87	82

PROPOSAL NUMBER ONE  
 AN AMENDMENT  
 EXCLUSION OF INDEBTEDNESS CONTRACTED FOR SEWAGE FACILITIES  
 DETAIL

<u>LEGISLATIVE DISTRICT OR TOWN</u>	<u>ELECTION DISTRICT</u>	<u>TOTAL VOTERS</u>	<u>YES</u>	<u>NO</u>	<u>BLANK AND VOID</u>
Hamlin					
	4	227	53	84	90
	5	272	65	73	134
	6	200	50	53	97
	7/11	473	119	141	213
	8	251	57	67	127
	9	217	48	40	129
	10	367	86	98	183
Hamlin		<u>2,889</u>	<u>691</u>	<u>825</u>	<u>1,373</u>
Henrietta					
	1	396	107	71	218
	2	250	63	52	135
	3	182	45	27	110
	4	266	62	61	143
	5	318	73	56	189
	6	341	67	70	204
	7	301	73	73	155
	8	322	81	59	182
	9	259	56	47	156
	10	304	74	60	170
	11	271	55	41	175
	12	321	87	66	168
	13	338	86	87	165
	14	237	60	41	136
	15	303	78	59	166
	16	220	52	54	114
	17	370	115	80	175
	18	357	62	60	235
	19	269	68	56	145
	20	537	134	113	290
	21	255	60	59	136
	22	439	109	79	251
	23	249	44	49	156
	24	269	58	51	160
	25	337	73	96	168
	26	390	86	83	221
	27	413	98	86	229
	28	354	95	74	185
	29	358	119	83	156
	30	475	109	89	277
	31	194	55	33	106
	32	368	84	97	187
	33	242	59	68	115
	34	188	48	32	108
Henrietta		<u>10,693</u>	<u>2,595</u>	<u>2,212</u>	<u>5,886</u>

PROPOSAL NUMBER ONE  
 AN AMENDMENT  
 EXCLUSION OF INDEBTEDNESS CONTRACTED FOR SEWAGE FACILITIES  
 DETAIL

<u>LEGISLATIVE DISTRICT OR TOWN</u>	<u>ELECTION DISTRICT</u>	<u>TOTAL VOTERS</u>	<u>YES</u>	<u>NO</u>	<u>BLANK AND VOID</u>
Irondequoit					
	1	355	90	81	184
	2	273	63	64	146
	3	353	87	78	188
	4	277	69	56	152
	5	289	75	59	155
	6	442	130	102	210
	7	442	137	102	203
	8	338	97	105	136
	9	337	60	82	195
	10	325	99	88	138
	11	172	31	48	93
	12	255	76	52	127
	13	412	106	93	213
	14	380	100	106	174
	15	389	94	111	184
	16	376	106	81	189
	17	213	52	60	101
	18/72	374	93	86	195
	19	308	73	59	176
	20	296	87	73	136
	21	319	79	64	176
	22	328	110	105	113
	23	279	59	75	145
	24	277	85	58	134
	25	274	68	58	148
	26	219	35	40	144
	27	199	54	53	92
	28	252	63	57	132
	29	251	65	52	134
	30	261	74	66	121
	31	296	87	63	146
	32	320	84	73	163
	33	227	72	58	97
	34	433	97	104	232
	35	227	61	49	117
	36	188	34	29	125
	37	252	52	58	142
	38	210	29	26	155
	39	164	23	9	132
	40	194	61	38	95
	41	280	61	58	161
	42	312	80	88	144
	43	242	63	53	126
	44	528	132	140	256
	45	247	54	55	138

PROPOSAL NUMBER ONE  
AN AMENDMENT  
EXCLUSION OF INDEBTEDNESS CONTRACTED FOR SEWAGE FACILITIES  
DETAIL

<u>LEGISLATIVE DISTRICT OR TOWN</u>	<u>ELECTION DISTRICT</u>	<u>TOTAL VOTERS</u>	<u>YES</u>	<u>NO</u>	<u>BLANK AND VOID</u>
Irondequoit					
	46	317	56	77	184
	47	125	43	30	52
	48	319	83	66	170
	49	249	55	62	132
	50	203	32	24	147
	51	376	149	86	141
	52	313	63	64	186
	53	275	41	59	175
	54	110	17	25	68
	55	334	87	69	178
	56	301	70	71	160
	57	425	92	89	244
	58	331	65	80	186
	59	284	59	64	161
	60	306	84	76	146
	61	365	87	91	187
	62	330	88	86	156
	63	243	76	79	88
	64/70	282	80	67	135
	65	187	36	38	113
	66	129	21	13	95
	67	227	49	41	137
	68	303	58	60	185
	69	140	24	14	102
	71	74	9	21	44
		19,933	4,931	4,567	10,435
Irondequoit					
Mendon					
	1	485	135	103	247
	2	381	127	63	191
	3	475	125	93	257
	4	361	84	73	204
	5	432	108	92	232
	6	410	101	87	222
	7	451	113	124	214
	8	183	49	41	93
	9	382	106	87	189
		3,560	948	763	1,849
Mendon					
Ogden					
	1	341	85	64	192
	2	361	96	87	178
	3	429	95	103	231
	4	308	73	84	151
	5	352	86	98	168
	6	384	68	79	237

PROPOSAL NUMBER ONE  
AN AMENDMENT  
EXCLUSION OF INDEBTEDNESS CONTRACTED FOR SEWAGE FACILITIES  
DETAIL

<u>LEGISLATIVE DISTRICT OR TOWN</u>	<u>ELECTION DISTRICT</u>	<u>TOTAL VOTERS</u>	<u>YES</u>	<u>NO</u>	<u>BLANK AND VOID</u>
Ogden					
	7	185	39	46	100
	8	308	69	73	166
	9	354	104	66	184
	10	291	71	63	157
	11	308	76	63	169
	12	309	63	68	178
	13	328	81	60	187
	14	290	75	62	153
	15	412	76	123	213
	16	195	37	63	95
	17	260	50	78	132
	18	341	72	67	202
	19	349	85	90	174
	20	398	101	110	187
		<u>6,503</u>	<u>1,502</u>	<u>1,547</u>	<u>3,454</u>
Ogden					
Parma					
	1	353	68	95	190
	2	428	126	99	203
	3	280	79	61	140
	4	365	89	90	186
	5	287	70	77	140
	6	176	23	61	92
	7	351	80	92	179
	8	383	101	86	196
	9	371	90	79	202
	10	373	93	83	197
	11	366	93	71	202
	12	357	84	73	200
	13	430	96	105	229
	14	297	61	63	173
	15	312	84	98	130
		<u>5,129</u>	<u>1,237</u>	<u>1,233</u>	<u>2,659</u>
Parma					
Penfield					
	1	151	37	27	87
	2	356	93	71	192
	3	275	66	74	135
	4	438	89	133	216
	5	357	85	84	188
	6	309	82	65	162
	7	352	105	64	183
	8	340	82	91	167
	9	474	138	106	230
	10	285	65	44	176
	11	235	49	50	136



PROPOSAL NUMBER ONE  
 AN AMENDMENT  
 EXCLUSION OF INDEBTEDNESS CONTRACTED FOR SEWAGE FACILITIES  
 DETAIL

<u>LEGISLATIVE DISTRICT OR TOWN</u>	<u>ELECTION DISTRICT</u>	<u>TOTAL VOTERS</u>	<u>YES</u>	<u>NO</u>	<u>BLANK AND VOID</u>
Penfield					
	12	420	112	95	213
	13	394	81	79	234
	14	396	78	104	214
	15	407	102	74	231
	16	181	51	38	92
	17	391	128	101	162
	18	253	69	57	127
	19	467	126	76	265
	20	408	92	86	230
	21	372	93	69	210
	22	311	113	75	123
	23	465	119	98	248
	24	482	136	145	201
	25	331	54	70	207
	26	212	57	53	102
	27	431	105	96	230
	28	266	74	43	149
	29	429	113	89	227
	30	530	112	92	326
	31	212	55	37	120
	32	264	63	55	146
	33	339	89	87	163
	34	225	56	52	117
	35	389	110	99	180
	36	303	68	56	179
	37	462	110	112	240
	38	231	60	44	127
	39	213	56	51	106
	40	307	64	47	196
Penfield		13,663	3,437	2,989	7,237
Perinton					
	1	438	119	93	226
	2	406	132	86	188
	3	328	131	93	104
	4	276	89	35	152
	5	164	47	31	86
	6	302	81	60	161
	7	373	148	72	153
	8	342	104	64	174
	9	485	143	108	234
	10	379	106	101	172
	11	258	132	64	62
	12	335	109	56	170
	13	307	83	70	154

PROPOSAL NUMBER ONE  
 AN AMENDMENT  
 EXCLUSION OF INDEBTEDNESS CONTRACTED FOR SEWAGE FACILITIES  
 DETAIL

LEGISLATIVE DISTRICT OR TOWN	ELECTION DISTRICT	TOTAL VOTERS	YES	NO	BLANK AND VOID
Perinton					
	14	348	103	66	179
	15	282	76	49	157
	16	292	71	64	157
	17	372	118	83	171
	18	301	76	50	175
	19	309	98	83	128
	20	341	113	52	176
	21	330	76	72	182
	22	243	66	53	124
	23	359	99	74	186
	24	530	117	98	315
	25	256	80	58	118
	26	385	152	94	139
	27	289	95	54	140
	28	299	85	58	156
	29	227	64	51	112
	30	313	111	60	142
	31	419	114	94	211
	32	277	79	52	146
	33	381	126	76	179
	34	365	100	77	188
	35	276	92	60	124
	36	180	52	40	88
	37	334	104	66	164
	38	420	98	51	271
	39	350	114	83	153
	40	267	85	49	133
	41	228	79	57	92
	42	264	71	37	156
	43	466	143	93	230
	44	259	86	57	116
	45	556	159	115	282
	46	196	62	33	101
	47	370	93	68	209
	48	267	73	54	140
	49	290	85	72	133
	50	114	19	14	81
	51	318	86	63	169
	52	282	67	54	161
	53	293	108	71	114
	54	515	175	109	231
	55	335	108	76	151
	56	313	82	62	169
Perinton		18,204	5,484	3,735	8,985

PROPOSAL NUMBER ONE  
AN AMENDMENT  
EXCLUSION OF INDEBTEDNESS CONTRACTED FOR SEWAGE FACILITIES  
DETAIL

<u>LEGISLATIVE DISTRICT OR TOWN</u>	<u>ELECTION DISTRICT</u>	<u>TOTAL VOTERS</u>	<u>YES</u>	<u>NO</u>	<u>BLANK AND VOID</u>
Pittsford					
	1	292	92	52	148
	2	307	90	56	161
	3	451	124	81	246
	4	368	116	86	166
	5	272	104	58	110
	6	371	98	47	226
	7	186	55	35	96
	8	372	117	81	174
	9	393	112	76	205
	10	471	111	107	253
	11	334	151	121	62
	12	298	122	95	81
	13	249	74	63	112
	14	276	80	92	104
	15	216	43	45	128
	16	270	92	68	110
	17	448	133	88	227
	18	322	99	56	167
	19	251	63	73	115
	20	332	116	75	141
	21	368	161	115	92
	22	424	127	79	218
	23	318	103	64	151
	24	391	97	88	206
	25	330	89	73	168
	26	368	121	88	159
	27	297	85	67	145
	28	278	74	62	142
	29	325	106	80	139
	30	282	85	51	146
	31	395	137	88	170
	32	333	109	66	158
	33	389	144	90	155
Pittsford		<u>10,977</u>	<u>3,430</u>	<u>2,466</u>	<u>5,081</u>
Riga					
	1	409	136	88	185
	2	366	83	79	204
	3	313	90	52	171
	4	351	91	82	178
	5	309	73	72	164
	6	317	62	83	172
Riga		<u>2,065</u>	<u>535</u>	<u>456</u>	<u>1,074</u>
Rush					
	1	391	103	89	199

PROPOSAL NUMBER ONE  
AN AMENDMENT  
EXCLUSION OF INDEBTEDNESS CONTRACTED FOR SEWAGE FACILITIES  
DETAIL

LEGISLATIVE DISTRICT OR TOWN	ELECTION DISTRICT	TOTAL VOTERS	YES	NO	BLANK AND VOID
Rush					
	2	293	74	78	141
	3	415	113	98	204
	4	396	91	109	196
Rush		1,495	381	374	740
Sweden					
	1	326	86	67	173
	2	185	51	39	95
	3	413	125	92	196
	4	447	132	108	207
	5	132	58	25	49
	6	331	90	80	161
	7	402	146	78	178
	8	291	63	81	147
	9	211	48	54	109
	10	424	101	103	220
	11	115	29	22	64
	12	274	96	55	123
Sweden		3,551	1,025	804	1,722
Webster					
	1	390	110	110	170
	2	324	91	54	179
	3	318	96	75	147
	4	194	53	51	90
	5	362	92	81	189
	6	361	72	76	213
	7	408	87	96	225
	8	368	88	80	200
	9	450	95	124	231
	10	434	125	84	225
	11	321	71	85	165
	12	432	88	118	226
	13	334	107	80	147
	14	333	90	73	170
	15	250	53	73	124
	16	355	77	80	198
	17	275	71	57	147
	18	285	62	69	154
	19	438	93	103	242
	20	380	94	111	175
	21	455	170	140	145
	22	398	93	87	218
	23	334	85	81	168
	24	522	181	159	182
	25	295	58	68	169

PROPOSAL NUMBER ONE  
AN AMENDMENT  
EXCLUSION OF INDEBTEDNESS CONTRACTED FOR SEWAGE FACILITIES  
DETAIL

LEGISLATIVE DISTRICT OR TOWN	ELECTION DISTRICT	TOTAL VOTERS	YES	NO	BLANK AND VOID
Webster					
	26	321	72	64	185
	27	277	66	62	149
	28	310	74	67	169
	29	300	83	69	148
	30	230	45	33	152
	31	324	55	78	191
	32	354	72	73	209
	33	378	115	89	174
	34	198	40	68	90
	35	242	60	59	123
	36	308	82	93	133
	37	428	109	93	226
	38	470	90	88	292
	39	321	74	70	177
	40	432	102	95	235
	41	294	80	77	137
	42	325	97	73	155
	43	226	55	58	113
Webster		14,754	3,673	3,524	7,557
Wheatland					
	1	394	87	82	225
	2	346	86	88	172
	3	411	107	96	208
	4	311	80	84	147
	5	353	95	138	120
Wheatland		1,815	455	488	872
TOWNS		182,955	45,594	40,500	96,861
GRAND TOTAL:		226,044	52,954	46,262	126,828

PROPOSAL NUMBER TWO  
AN AMENDMENT  
ELIMINATION OF SMALL CITY SCHOOL DISTRICTS FROM DEBT LIMITATIONS  
SUMMARY

LEGISLATIVE DISTRICT OR TOWN	TOTAL VOTERS	YES	NO	BLANK AND VOID
Leg. Dist. 06	1,638	247	478	913
Leg. Dist. 07	851	142	181	528
Leg. Dist. 21	5,746	846	992	3,908
Leg. Dist. 22	2,985	158	162	2,665
Leg. Dist. 23	6,444	1,498	1,552	3,394
Leg. Dist. 24	3,925	771	760	2,394
Leg. Dist. 25	4,225	421	394	3,410
Leg. Dist. 26	3,412	544	775	2,093
Leg. Dist. 27	6,267	641	775	4,851
Leg. Dist. 28	3,466	358	581	2,527
Leg. Dist. 29	4,130	384	505	3,241
CITY	43,089	6,010	7,155	29,924
Brighton	13,404	3,267	3,059	7,078
Chili	10,227	1,586	2,872	5,769
Clarkson	1,883	300	604	979
East Rochester	2,029	269	435	1,325
Gates	9,201	1,151	2,258	5,792
Greece	30,980	4,426	9,402	17,152
Hamlin	2,889	445	1,046	1,398
Henrietta	10,693	1,842	2,963	5,888
Irondequoit	19,933	3,446	5,952	10,535
Mendon	3,560	685	989	1,886
Ogden	6,503	992	2,023	3,488
Parma	5,129	781	1,657	2,691
Penfield	13,663	2,635	3,736	7,292
Perinton	18,204	4,077	5,024	9,103
Pittsford	10,977	2,695	3,147	5,135
Riga	2,065	341	624	1,100
Rush	1,495	279	464	752
Sweden	3,551	737	1,080	1,734
Webster	14,754	2,733	4,400	7,621
Wheatland	1,815	331	611	873
TOWNS	182,955	33,018	52,346	97,591
GRAND TOTAL:	<u>226,044</u>	<u>39,028</u>	<u>59,501</u>	<u>127,515</u>

PROPOSAL NUMBER TWO  
AN AMENDMENT  
ELIMINATION OF SMALL CITY SCHOOL DISTRICTS FROM DEBT LIMITATIONS  
DETAIL

<u>LEGISLATIVE DISTRICT OR TOWN</u>	<u>ELECTION DISTRICT</u>	<u>TOTAL VOTERS</u>	<u>YES</u>	<u>NO</u>	<u>BLANK AND VOID</u>
Leg. Dist. 06					
	1	421	50	121	250
	2	180	24	44	112
	3	249	38	63	148
	4	283	57	103	123
	5	258	36	73	149
	6	247	42	74	131
		1,638	247	478	913
Leg. Dist. 06					
Leg. Dist. 07					
	1	361	74	88	199
	2	281	37	53	191
	3	209	31	40	138
		851	142	181	528
Leg. Dist. 07					
Leg. Dist. 21					
	1	277	37	58	182
	2	237	69	66	102
	3	135	19	30	86
	4	165	16	29	120
	5/16	316	52	71	193
	6	176	41	26	109
	7	366	58	62	246
	8/28	97	11	15	71
	9	217	37	34	146
	10	316	77	55	184
	11	134	11	9	114
	12	288	34	51	203
	13	110	24	15	71
	14	322	52	84	186
	15	296	36	63	197
	17	235	32	42	161
	18	199	14	23	162
	19	82	15	8	59
	20	128	24	35	69
	21	208	36	27	145
	22	204	13	22	169
	23/32	164	20	27	117
	24	262	45	43	174
	25	197	21	22	154
	26	187	6	16	165
	27	135	12	16	107
	29	95	5	8	82
	30	15	0	1	14
	31/34	91	13	14	64
	33	92	16	20	56
		5,746	846	992	3,908
Leg. Dist. 21					

PROPOSAL NUMBER TWO  
 AN AMENDMENT  
 ELIMINATION OF SMALL CITY SCHOOL DISTRICTS FROM DEBT LIMITATIONS  
 DETAIL

<u>LEGISLATIVE DISTRICT OR TOWN</u>	<u>ELECTION DISTRICT</u>	<u>TOTAL VOTERS</u>	<u>YES</u>	<u>NO</u>	<u>BLANK AND VOID</u>
Leg. Dist. 22	1/29-17	222	18	28	176
	2	68	4	3	61
	3	153	5	4	144
	4	77	6	2	69
	5	158	6	4	148
	6	159	2	3	154
	7	90	1	2	87
	8	153	13	11	129
	9	122	1	0	121
	10	141	5	3	133
	11	141	13	13	115
	12	101	4	2	95
	13	68	0	3	65
	14	165	11	15	139
	15	167	7	9	151
	16	72	3	0	69
	17	64	3	5	56
	18	87	4	3	80
	19	128	13	8	107
	20	151	5	3	143
	21	130	18	19	93
	22	181	3	12	166
	23	121	7	5	109
	24	66	6	5	55
Leg. Dist. 22		<u>2,985</u>	<u>158</u>	<u>162</u>	<u>2,665</u>
Leg. Dist. 23	1	120	37	33	50
	2	230	43	45	142
	3	162	25	38	99
	4	350	97	82	171
	5	212	67	62	83
	6	139	39	33	67
	7	244	93	70	81
	8	206	89	52	65
	9	156	57	54	45
	10	200	47	31	122
	11	245	57	51	137
	12	338	72	66	200
	13	206	31	45	130
	14	182	59	49	74
	15	110	35	28	47
	16	225	37	40	148
	17	323	51	102	170
	18	296	48	74	174



PROPOSAL NUMBER TWO  
 AN AMENDMENT  
 ELIMINATION OF SMALL CITY SCHOOL DISTRICTS FROM DEBT LIMITATIONS  
 DETAIL

<u>LEGISLATIVE DISTRICT OR TOWN</u>	<u>ELECTION DISTRICT</u>	<u>TOTAL VOTERS</u>	<u>YES</u>	<u>NO</u>	<u>BLANK AND VOID</u>
Leg. Dist. 23					
	19	295	32	71	192
	20	304	94	81	129
	21	259	62	47	150
	22	215	45	51	119
	23	116	31	30	55
	24	257	41	43	173
	25	422	81	95	246
	26	433	96	123	214
	27	199	32	56	111
Leg. Dist. 23		6,444	1,498	1,552	3,394
Leg. Dist. 24					
	1	335	93	80	162
	2	257	72	48	137
	3	277	60	62	155
	4	261	60	56	145
	5	266	65	57	144
	6	176	33	41	102
	7	172	22	32	118
	8	245	62	51	132
	9	171	23	38	110
	10	290	47	54	189
	11	199	10	20	169
	12	141	14	13	114
	13	223	51	50	122
	14	254	46	50	158
	15	319	53	51	215
	16	237	53	49	135
	17	102	7	8	87
Leg. Dist. 24		3,925	771	760	2,394
Leg. Dist. 25					
	1	264	34	34	196
	2	205	15	14	176
	3	305	16	25	264
	4	60	2	3	55
	5	185	4	4	177
	6	229	35	31	163
	7	224	7	9	208
	8	259	10	11	238
	9	144	8	8	128
	10	239	34	27	178
	11	191	4	9	178
	12	288	42	52	194
	13	208	14	6	188
	14/24	299	60	49	190

PROPOSAL NUMBER TWO  
 AN AMENDMENT  
 ELIMINATION OF SMALL CITY SCHOOL DISTRICTS FROM DEBT LIMITATIONS  
 DETAIL

<u>LEGISLATIVE DISTRICT OR TOWN</u>	<u>ELECTION DISTRICT</u>	<u>TOTAL VOTERS</u>	<u>YES</u>	<u>NO</u>	<u>BLANK AND VOID</u>
Leg. Dist. 25					
	15	191	5	9	177
	16	34	11	7	16
	17	118	5	5	108
	18	260	42	26	192
	19	10	3	2	5
	20	30	3	8	19
	21	103	24	19	60
	22	145	21	18	106
	23	23	6	2	15
	25	211	16	16	179
Leg. Dist. 25		4,225	421	394	3,410
Leg. Dist. 26					
	1	202	28	35	139
	2	96	3	19	74
	3	181	38	50	93
	4	201	34	50	117
	5	223	37	37	149
	7	226	39	48	139
	8	233	30	32	171
	9	252	57	54	141
	10	262	41	57	164
	11	250	55	93	102
	12/13	337	57	69	211
	14	240	36	74	130
	15	241	28	61	152
	16	259	35	47	177
	17/29-18	209	26	49	134
Leg. Dist. 26		3,412	544	775	2,093
Leg. Dist. 27					
	1	297	41	45	211
	2	270	30	40	200
	3	281	43	46	192
	4	340	41	49	250
	5	319	28	35	256
	6	295	31	27	237
	7	292	33	35	224
	8	262	23	23	216
	9	304	37	36	231
	10	271	29	45	197
	11	318	37	46	235
	12	246	19	28	199
	13	277	26	27	224
	14	201	26	28	147
	15	238	22	31	185

PROPOSAL NUMBER TWO  
 AN AMENDMENT  
 ELIMINATION OF SMALL CITY SCHOOL DISTRICTS FROM DEBT LIMITATIONS  
 DETAIL

<u>LEGISLATIVE DISTRICT OR TOWN</u>	<u>ELECTION DISTRICT</u>	<u>TOTAL VOTERS</u>	<u>YES</u>	<u>NO</u>	<u>BLANK AND VOID</u>
Leg. Dist. 27					
	16	300	33	40	227
	17	136	15	23	98
	18	164	13	12	139
	19	282	17	32	233
	20	164	12	8	144
	21	142	10	15	117
	22	247	17	17	213
	23	183	17	20	146
	27	225	19	40	166
	28	213	22	27	164
Leg. Dist. 27		6,267	641	775	4,851
Leg. Dist. 28					
	1	156	9	25	122
	2	196	17	37	142
	3	115	11	24	80
	4	267	18	43	206
	5	162	11	18	133
	6	176	7	24	145
	7	280	31	41	208
	8	186	10	14	162
	9	130	11	23	96
	10	119	20	29	70
	11/25	195	24	34	137
	12	103	8	11	84
	13	163	18	31	114
	14	165	20	36	109
	15	76	10	9	57
	16	160	13	29	118
	17	67	4	5	58
	18	238	29	48	161
	19/21	167	31	39	97
	22	92	9	13	70
	23	234	46	47	141
	24	19	1	1	17
Leg. Dist. 28		3,466	358	581	2,527
Leg. Dist. 29					
	1	29	1	3	25
	2	57	4	2	51
	3	131	21	24	86
	4	227	18	41	168
	5	231	23	30	178
	6	159	12	27	120
	7	34	2	4	28
	8	220	26	29	165

PROPOSAL NUMBER TWO  
AN AMENDMENT  
ELIMINATION OF SMALL CITY SCHOOL DISTRICTS FROM DEBT LIMITATIONS  
DETAIL

<u>LEGISLATIVE DISTRICT OR TOWN</u>	<u>ELECTION DISTRICT</u>	<u>TOTAL VOTERS</u>	<u>YES</u>	<u>NO</u>	<u>BLANK AND VOID</u>
Leg. Dist. 29					
	9	193	16	31	146
	10	213	23	17	173
	11	177	25	25	127
	12	165	15	19	131
	13	154	10	12	132
	14	192	11	30	151
	15	166	16	13	137
	16	65	3	7	55
	19	169	21	14	134
	20	287	31	29	227
	21	234	24	47	163
	22	123	12	9	102
	23	216	7	6	203
	24	262	32	41	189
	25	235	23	30	182
	26	137	8	8	121
	27	54	0	7	47
Leg. Dist. 29		4,130	384	505	3,241
CITY		43,089	6,010	7,155	29,924
Brighton					
	1	357	96	78	183
	2	223	57	61	105
	3	289	61	64	164
	4	299	62	64	173
	5	319	95	62	162
	6	447	109	101	237
	7	257	51	53	153
	8	326	74	96	156
	9	284	75	70	139
	10	343	84	87	172
	11	374	77	83	214
	12	402	104	96	202
	13	264	62	74	128
	14	164	53	32	79
	15	273	85	65	123
	16	256	71	67	118
	17	192	30	9	153
	18	313	73	67	173
	19	227	70	50	107
	20	217	54	51	112
	21	281	68	53	160
	22	349	90	80	179
	23	314	84	77	153
	24	251	47	50	154

PROPOSAL NUMBER TWO  
 AN AMENDMENT  
 ELIMINATION OF SMALL CITY SCHOOL DISTRICTS FROM DEBT LIMITATIONS  
 DETAIL

<u>LEGISLATIVE DISTRICT OR TOWN</u>	<u>ELECTION DISTRICT</u>	<u>TOTAL VOTERS</u>	<u>YES</u>	<u>NO</u>	<u>BLANK AND VOID</u>
Brighton					
	25	271	87	74	110
	26	266	59	54	153
	27	276	90	48	138
	28	415	101	104	210
	29	228	47	57	124
	30	491	107	87	297
	31	293	88	77	128
	32	370	77	72	221
	33	346	97	79	170
	34	294	63	73	158
	35	297	87	75	135
	36	191	39	49	103
	37	310	70	66	174
	38	389	88	112	189
	39	253	61	62	130
	40	498	116	117	265
	41	330	70	74	186
	42	109	36	23	50
	43	313	57	76	180
	44	127	24	24	79
	45	172	41	37	94
	46	144	30	29	85
Brighton		13,404	3,267	3,059	7,078
Chili					
	1	296	51	92	153
	2	378	61	126	191
	3/31	384	53	117	214
	4	247	33	69	145
	5	331	52	94	185
	6	354	50	114	190
	7	188	32	56	100
	8	313	46	74	193
	9	302	40	94	168
	10	244	40	75	129
	11	395	62	107	226
	12	463	62	133	268
	13	454	69	128	257
	14	361	67	122	172
	15	325	52	90	183
	16	410	62	94	254
	17	685	117	212	356
	18	459	72	132	255
	19	287	46	90	151
	20	448	70	119	259

PROPOSAL NUMBER TWO  
AN AMENDMENT  
ELIMINATION OF SMALL CITY SCHOOL DISTRICTS FROM DEBT LIMITATIONS  
DETAIL

LEGISLATIVE DISTRICT OR TOWN	ELECTION DISTRICT	TOTAL VOTERS	YES	NO	BLANK AND VOID
Chili					
	21	262	43	62	157
	22	366	48	78	240
	23	244	41	60	143
	24	395	67	122	206
	25	253	31	62	160
	26	394	55	125	214
	27	304	52	63	189
	28	268	36	62	170
	29	235	46	57	132
	30	182	30	43	109
Chili		10,227	1,586	2,872	5,769
Clarkson					
	1	328	60	117	151
	2	270	41	76	153
	3	321	60	94	167
	4	412	58	134	220
	5	310	41	114	155
	6	242	40	69	133
Clarkson		1,883	300	604	979
East Rochester					
	1	340	30	68	242
	2	309	37	70	202
	3	309	46	63	200
	4	287	46	53	188
	5	243	35	42	166
	6	252	30	56	166
	7	289	45	83	161
East Rochester		2,029	269	435	1,325
Gates					
	1	193	33	54	106
	2	281	46	127	108
	3	181	15	46	120
	4	298	26	60	212
	5	383	62	100	221
	6	315	42	86	187
	7	401	54	113	234
	8	235	34	45	156
	9	335	27	50	258
	10	170	23	46	101
	11	205	29	54	122
	12	182	26	37	119
	13	307	35	67	205
	14	224	20	45	159
	15	345	42	85	218

PROPOSAL NUMBER TWO  
 AN AMENDMENT  
 ELIMINATION OF SMALL CITY SCHOOL DISTRICTS FROM DEBT LIMITATIONS  
 DETAIL

<u>LEGISLATIVE DISTRICT OR TOWN</u>	<u>ELECTION DISTRICT</u>	<u>TOTAL VOTERS</u>	<u>YES</u>	<u>NO</u>	<u>BLANK AND VOID</u>
Gates					
	16	223	19	61	143
	17	240	37	67	136
	18	312	40	74	198
	19	284	33	64	187
	20	279	31	77	171
	21	275	25	49	201
	22	232	33	63	136
	23	282	35	69	178
	24	321	39	72	210
	25	292	31	68	193
	26	338	49	82	207
	27	336	37	73	226
	28	236	33	56	147
	29	266	40	61	165
	30	182	19	34	129
	31	207	20	48	139
	32	317	53	96	168
	33	140	17	26	97
	34	207	27	60	120
	35	177	19	43	115
		9,201	1,151	2,258	5,792
Gates					
Greece					
	1	271	34	82	155
	2	299	57	111	131
	3	295	50	101	144
	4	243	34	89	120
	5	215	21	69	125
	6	206	24	64	118
	7	306	42	98	166
	8	251	36	70	145
	9	243	36	103	104
	10	233	25	80	128
	11	145	20	40	85
	12	200	29	56	115
	13	273	25	84	164
	14	214	47	70	97
	15	241	41	60	140
	16	190	31	63	96
	17	333	49	110	174
	18	323	53	106	164
	19	231	27	63	141
	20	240	20	86	134
	21	251	45	87	119
	22	213	36	42	135

PROPOSAL NUMBER TWO  
 AN AMENDMENT  
 ELIMINATION OF SMALL CITY SCHOOL DISTRICTS FROM DEBT LIMITATIONS  
 DETAIL

<u>LEGISLATIVE DISTRICT OR TOWN</u>	<u>ELECTION DISTRICT</u>	<u>TOTAL VOTERS</u>	<u>YES</u>	<u>NO</u>	<u>BLANK AND VOID</u>
Greece					
	23	402	41	84	277
	24	469	81	122	266
	25	263	35	53	175
	26	250	37	84	129
	27	413	48	124	241
	28	312	58	101	153
	29	311	50	103	158
	30	209	37	64	108
	31	280	42	96	142
	32	289	53	86	150
	33	411	41	111	259
	34	320	49	96	175
	35	239	40	74	125
	36	334	40	82	212
	37	231	21	60	150
	38	345	68	120	157
	39	196	30	78	88
	40	248	33	84	131
	41	339	55	116	168
	42	263	41	61	161
	43	391	64	119	208
	44	352	46	121	185
	45	391	56	101	234
	46	207	27	66	114
	47	312	41	106	165
	48	236	25	87	124
	49	248	41	78	129
	50	292	41	105	146
	51	206	42	56	108
	52	376	65	123	188
	53	207	23	65	119
	54	283	43	74	166
	55	270	35	80	155
	56	397	61	137	199
	57	325	41	89	195
	58	349	52	92	205
	59	214	34	52	128
	60	263	33	76	154
	61	292	37	61	194
	62	352	53	88	211
	63	334	37	104	193
	64	252	21	58	173
	65	327	73	88	166
	66	201	25	60	116
	67	255	22	91	142



PROPOSAL NUMBER TWO  
 AN AMENDMENT  
 ELIMINATION OF SMALL CITY SCHOOL DISTRICTS FROM DEBT LIMITATIONS  
 DETAIL

<u>LEGISLATIVE DISTRICT OR TOWN</u>	<u>ELECTION DISTRICT</u>	<u>TOTAL VOTERS</u>	<u>YES</u>	<u>NO</u>	<u>BLANK AND VOID</u>
Greece					
	68	393	72	122	199
	69	225	34	59	132
	70	310	34	89	187
	71	369	50	105	214
	72	342	35	106	201
	73	194	33	64	97
	74	206	32	73	101
	75	252	27	83	142
	76	235	27	69	139
	77	359	43	101	215
	78	247	34	69	144
	79	347	55	130	162
	80	352	60	110	182
	81	243	32	97	114
	82	215	39	47	129
	83	223	34	63	126
	84	343	59	110	174
	85	356	53	105	198
	86	413	65	106	242
	87	271	36	86	149
	88	291	44	89	158
	89	260	27	84	149
	90	326	52	71	203
	91	435	58	145	232
	92	474	64	139	271
	93	356	46	83	227
	94	270	35	90	145
	95	200	40	73	87
	96	353	45	96	212
	97	405	54	133	218
	98	382	56	161	165
	99	322	42	101	179
	100	324	39	85	200
	101	221	29	51	141
	102	391	65	130	196
	103	352	38	97	217
	104	371	42	88	241
	105	233	33	92	108
	106	247	43	90	114
		30,980	4,426	9,402	17,152
Greece					
Hamlin					
	1	277	52	84	141
	2	367	55	127	185
	3	238	39	117	82

PROPOSAL NUMBER TWO  
 AN AMENDMENT  
 ELIMINATION OF SMALL CITY SCHOOL DISTRICTS FROM DEBT LIMITATIONS  
 DETAIL

<u>LEGISLATIVE DISTRICT OR TOWN</u>	<u>ELECTION DISTRICT</u>	<u>TOTAL VOTERS</u>	<u>YES</u>	<u>NO</u>	<u>BLANK AND VOID</u>
Hamlin					
	4	227	27	108	92
	5	272	39	97	136
	6	200	35	66	99
	7/11	473	86	171	216
	8	251	37	87	127
	9	217	22	64	131
	10	367	53	125	189
Hamlin		<u>2,889</u>	<u>445</u>	<u>1,046</u>	<u>1,398</u>
Henrietta					
	1	396	72	135	189
	2	250	36	73	141
	3	182	33	42	107
	4	266	50	74	142
	5	318	48	82	188
	6	341	38	98	205
	7	301	58	83	160
	8	322	59	86	177
	9	259	33	67	159
	10	304	46	85	173
	11	271	41	53	177
	12	321	71	83	167
	13	338	67	105	166
	14	237	35	68	134
	15	303	53	80	170
	16	220	31	75	114
	17	370	79	109	182
	18	357	50	77	230
	19	269	44	78	147
	20	537	97	151	289
	21	255	36	84	135
	22	439	74	109	256
	23	249	34	61	154
	24	269	48	58	163
	25	337	51	119	167
	26	390	65	103	222
	27	413	81	100	232
	28	354	63	102	189
	29	358	91	109	158
	30	475	81	113	281
	31	194	39	49	106
	32	368	60	124	184
	33	242	49	79	114
	34	188	29	49	110
Henrietta		<u>10,693</u>	<u>1,842</u>	<u>2,963</u>	<u>5,888</u>

PROPOSAL NUMBER TWO  
 AN AMENDMENT  
 ELIMINATION OF SMALL CITY SCHOOL DISTRICTS FROM DEBT LIMITATIONS  
 DETAIL

<u>LEGISLATIVE DISTRICT OR TOWN</u>	<u>ELECTION DISTRICT</u>	<u>TOTAL VOTERS</u>	<u>YES</u>	<u>NO</u>	<u>BLANK AND VOID</u>
Irondequoit					
	1	355	57	114	184
	2	273	39	83	151
	3	353	55	111	187
	4	277	46	79	152
	5	289	54	77	158
	6	442	93	130	219
	7	442	92	135	215
	8	338	86	113	139
	9	337	42	102	193
	10	325	60	120	145
	11	172	28	51	93
	12	255	50	73	132
	13	412	85	119	208
	14	380	68	140	172
	15	389	84	120	185
	16	376	76	114	186
	17	213	28	79	106
	18/72	374	61	114	199
	19	308	57	73	178
	20	296	60	100	136
	21	319	48	99	172
	22	328	82	131	115
	23	279	46	86	147
	24	277	60	84	133
	25	274	41	86	147
	26	219	22	53	144
	27	199	44	61	94
	28	252	37	80	135
	29	251	37	80	134
	30	261	54	83	124
	31	296	66	77	153
	32	320	61	93	166
	33	227	49	76	102
	34	433	75	122	236
	35	227	38	68	121
	36	188	27	37	124
	37	252	31	79	142
	38	210	19	38	153
	39	164	15	18	131
	40	194	40	60	94
	41	280	44	71	165
	42	312	57	108	147
	43	242	45	70	127
	44	528	91	172	265
	45	247	40	72	135

PROPOSAL NUMBER TWO  
 AN AMENDMENT  
 ELIMINATION OF SMALL CITY SCHOOL DISTRICTS FROM DEBT LIMITATIONS  
 DETAIL

<u>LEGISLATIVE DISTRICT OR TOWN</u>	<u>ELECTION DISTRICT</u>	<u>TOTAL VOTERS</u>	<u>YES</u>	<u>NO</u>	<u>BLANK AND VOID</u>
Irondequoit					
	46	317	43	94	180
	47	125	29	45	51
	48	319	58	92	169
	49	249	40	81	128
	50	203	16	41	146
	51	376	93	136	147
	52	313	39	89	185
	53	275	30	72	173
	54	110	14	27	69
	55	334	59	94	181
	56	301	54	82	165
	57	425	57	118	250
	58	331	41	102	188
	59	284	46	81	157
	60	306	56	98	152
	61	365	60	114	191
	62	330	67	111	152
	63	243	60	91	92
	64/70	282	62	88	132
	65	187	32	44	111
	66	129	9	19	101
	67	227	27	62	138
	68	303	42	74	187
	69	140	13	23	104
	71	74	9	23	42
Irondequoit		19,933	3,446	5,952	10,535
Mendon					
	1	485	99	131	255
	2	381	75	107	199
	3	475	91	128	256
	4	361	67	91	203
	5	432	78	117	237
	6	410	69	113	228
	7	451	84	147	220
	8	183	38	48	97
	9	382	84	107	191
Mendon		3,560	685	989	1,886
Ogden					
	1	341	52	97	192
	2	361	64	113	184
	3	429	64	130	235
	4	308	43	113	152
	5	352	53	133	166
	6	384	51	81	252

PROPOSAL NUMBER TWO  
 AN AMENDMENT  
 ELIMINATION OF SMALL CITY SCHOOL DISTRICTS FROM DEBT LIMITATIONS  
 DETAIL

<u>LEGISLATIVE DISTRICT OR TOWN</u>	<u>ELECTION DISTRICT</u>	<u>TOTAL VOTERS</u>	<u>YES</u>	<u>NO</u>	<u>BLANK AND VOID</u>
Ogden					
	7	185	29	55	101
	8	308	40	99	169
	9	354	52	121	181
	10	291	50	89	152
	11	308	43	98	167
	12	309	51	78	180
	13	328	42	97	189
	14	290	56	83	151
	15	412	53	144	215
	16	195	29	69	97
	17	260	33	95	132
	18	341	56	78	207
	19	349	63	108	178
	20	398	68	142	188
		6,503	992	2,023	3,488
Ogden					
Parma					
	1	353	44	118	191
	2	428	71	150	207
	3	280	47	91	142
	4	365	45	130	190
	5	287	50	101	136
	6	176	18	65	93
	7	351	55	113	183
	8	383	71	113	199
	9	371	57	103	211
	10	373	62	111	200
	11	366	50	115	201
	12	357	59	100	198
	13	430	61	137	232
	14	297	32	91	174
	15	312	59	119	134
		5,129	781	1,657	2,691
Parma					
Penfield					
	1	151	26	36	89
	2	356	81	82	193
	3	275	50	88	137
	4	438	70	151	217
	5	357	74	93	190
	6	309	58	84	167
	7	352	79	82	191
	8	340	60	111	169
	9	474	111	134	229
	10	285	46	64	175
	11	235	42	58	135

PROPOSAL NUMBER TWO  
 AN AMENDMENT  
 ELIMINATION OF SMALL CITY SCHOOL DISTRICTS FROM DEBT LIMITATIONS  
 DETAIL

<u>LEGISLATIVE DISTRICT OR TOWN</u>	<u>ELECTION DISTRICT</u>	<u>TOTAL VOTERS</u>	<u>YES</u>	<u>NO</u>	<u>BLANK AND VOID</u>
Penfield					
	12	420	82	117	221
	13	394	48	109	237
	14	396	62	118	216
	15	407	90	86	231
	16	181	45	50	86
	17	391	108	114	169
	18	253	51	73	129
	19	467	90	114	263
	20	408	64	113	231
	21	372	70	87	215
	22	311	93	93	125
	23	465	94	122	249
	24	482	110	173	199
	25	331	46	74	211
	26	212	43	63	106
	27	431	85	118	228
	28	266	44	70	152
	29	429	89	113	227
	30	530	88	116	326
	31	212	48	44	120
	32	264	47	69	148
	33	339	62	113	164
	34	225	41	68	116
	35	389	82	126	181
	36	303	56	72	175
	37	462	80	136	246
	38	231	38	64	129
	39	213	36	71	106
	40	307	46	67	194
Penfield		13,663	2,635	3,736	7,292
Perinton					
	1	438	94	114	230
	2	406	106	112	188
	3	328	117	106	105
	4	276	67	59	150
	5	164	23	52	89
	6	302	59	77	166
	7	373	123	102	148
	8	342	78	88	176
	9	485	107	140	238
	10	379	75	132	172
	11	258	107	83	68
	12	335	87	76	172
	13	307	63	90	154

PROPOSAL NUMBER TWO  
 AN AMENDMENT  
 ELIMINATION OF SMALL CITY SCHOOL DISTRICTS FROM DEBT LIMITATIONS  
 DETAIL

<u>LEGISLATIVE DISTRICT OR TOWN</u>	<u>ELECTION DISTRICT</u>	<u>TOTAL VOTERS</u>	<u>YES</u>	<u>NO</u>	<u>BLANK AND VOID</u>
Perinton					
	14	348	80	90	178
	15	282	59	67	156
	16	292	63	69	160
	17	372	78	114	180
	18	301	58	71	172
	19	309	71	112	126
	20	341	75	89	177
	21	330	60	91	179
	22	243	61	60	122
	23	359	67	107	185
	24	530	92	120	318
	25	256	57	70	129
	26	385	105	137	143
	27	289	63	75	151
	28	299	55	89	155
	29	227	50	65	112
	30	313	77	88	148
	31	419	81	122	216
	32	277	50	78	149
	33	381	88	112	181
	34	365	70	100	195
	35	276	67	89	120
	36	180	46	47	87
	37	334	75	93	166
	38	420	80	73	267
	39	350	73	117	160
	40	267	69	65	133
	41	228	61	63	104
	42	264	54	52	158
	43	466	91	140	235
	44	259	69	71	119
	45	556	118	155	283
	46	196	40	54	102
	47	370	64	91	215
	48	267	53	72	142
	49	290	61	94	135
	50	114	15	19	80
	51	318	70	75	173
	52	282	42	72	168
	53	293	84	92	117
	54	515	127	151	237
	55	335	92	96	147
	56	313	60	86	167
Perinton		18,204	4,077	5,024	9,103

PROPOSAL NUMBER TWO  
 AN AMENDMENT  
 ELIMINATION OF SMALL CITY SCHOOL DISTRICTS FROM DEBT LIMITATIONS  
 DETAIL

<u>LEGISLATIVE DISTRICT OR TOWN</u>	<u>ELECTION DISTRICT</u>	<u>TOTAL VOTERS</u>	<u>YES</u>	<u>NO</u>	<u>BLANK AND VOID</u>
Pittsford					
	1	292	70	75	147
	2	307	67	81	159
	3	451	95	105	251
	4	368	85	113	170
	5	272	85	76	111
	6	371	75	70	226
	7	186	44	45	97
	8	372	96	102	174
	9	393	82	105	206
	10	471	80	137	254
	11	334	106	167	61
	12	298	94	118	86
	13	249	63	75	111
	14	276	72	93	111
	15	216	37	52	127
	16	270	75	82	113
	17	448	104	113	231
	18	322	80	80	162
	19	251	52	83	116
	20	332	101	83	148
	21	368	140	136	92
	22	424	87	112	225
	23	318	83	78	157
	24	391	77	105	209
	25	330	76	86	168
	26	368	102	101	165
	27	297	72	81	144
	28	278	69	69	140
	29	325	75	112	138
	30	282	63	75	144
	31	395	105	115	175
	32	333	79	97	157
	33	389	104	125	160
Pittsford		10,977	2,695	3,147	5,135
Riga					
	1	409	79	135	195
	2	366	56	104	206
	3	313	60	80	173
	4	351	54	111	186
	5	309	53	89	167
	6	317	39	105	173
Riga		2,065	341	624	1,100
Rush					
	1	391	68	119	204



PROPOSAL NUMBER TWO  
AN AMENDMENT  
ELIMINATION OF SMALL CITY SCHOOL DISTRICTS FROM DEBT LIMITATIONS  
DETAIL

LEGISLATIVE DISTRICT OR TOWN	ELECTION DISTRICT	TOTAL VOTERS	YES	NO	BLANK AND VOID
Rush					
	2	293	50	100	143
	3	415	82	129	204
	4	396	79	116	201
		1,495	279	464	752
Rush					
Sweden					
	1	326	57	97	172
	2	185	40	52	93
	3	413	89	131	193
	4	447	95	141	211
	5	132	43	39	50
	6	331	78	96	157
	7	402	110	106	186
	8	291	54	91	146
	9	211	35	66	110
	10	424	67	135	222
	11	115	19	32	64
	12	274	50	94	130
		3,551	737	1,080	1,734
Sweden					
Webster					
	1	390	83	134	173
	2	324	60	81	183
	3	318	70	101	147
	4	194	36	68	90
	5	362	66	110	186
	6	361	49	93	219
	7	408	67	117	224
	8	368	55	113	200
	9	450	86	135	229
	10	434	93	108	233
	11	321	57	102	162
	12	432	77	125	230
	13	334	76	111	147
	14	333	71	88	174
	15	250	42	79	129
	16	355	57	95	203
	17	275	46	83	146
	18	285	45	84	156
	19	438	68	128	242
	20	380	69	136	175
	21	455	128	177	150
	22	398	65	116	217
	23	334	69	93	172
	24	522	124	210	188
	25	295	46	80	169

PROPOSAL NUMBER TWO  
AN AMENDMENT  
ELIMINATION OF SMALL CITY SCHOOL DISTRICTS FROM DEBT LIMITATIONS  
DETAIL

<u>LEGISLATIVE DISTRICT OR TOWN</u>	<u>ELECTION DISTRICT</u>	<u>TOTAL VOTERS</u>	<u>YES</u>	<u>NO</u>	<u>BLANK AND VOID</u>
Webster					
	26	321	49	85	187
	27	277	46	81	150
	28	310	50	88	172
	29	300	73	81	146
	30	230	36	45	149
	31	324	37	97	190
	32	354	50	98	206
	33	378	86	111	181
	34	198	39	70	89
	35	242	48	70	124
	36	308	65	111	132
	37	428	86	112	230
	38	470	73	108	289
	39	321	51	91	179
	40	432	74	119	239
	41	294	59	93	142
	42	325	65	100	160
	43	226	41	73	112
Webster		14,754	2,733	4,400	7,621
Wheatland					
	1	394	68	104	222
	2	346	61	115	170
	3	411	74	129	208
	4	311	60	100	151
	5	353	68	163	122
Wheatland		1,815	331	611	873
TOWNS		182,955	33,018	52,346	97,591
GRAND TOTAL:		226,044	39,028	59,501	127,515

PROPOSAL NUMBER THREE  
TOWN PROPOSITION NUMBER ONE  
CHANGE FROM ELECTED RECEIVER OF TAXES TO APPOINTED RECEIVER OF TAXES

<u>LEGISLATIVE DISTRICT OR TOWN</u>	<u>ELECTION DISTRICT</u>	<u>TOTAL VOTERS</u>	<u>YES</u>	<u>NO</u>	<u>BLANK AND VOID</u>
Sweden					
	1	326	76	86	164
	2	185	45	51	89
	3	413	102	134	177
	4	447	110	137	200
	5	132	50	37	45
	6	331	87	93	151
	7	402	120	109	173
	8	291	58	86	147
	9	211	49	56	106
	10	424	90	122	212
	11	115	21	33	61
	12	274	64	90	120
GRAND TOTAL:		<u><u>3,551</u></u>	<u><u>872</u></u>	<u><u>1,034</u></u>	<u><u>1,645</u></u>

VOTER TURNOUT  
2003 GENERAL ELECTION  
SUMMARY

LEGISLATIVE DISTRICT OR TOWN	VOTERS ELIGIBLE	VOTED	PERCENT TURNOUT
Leg. Dist. 06	2,991	1,638	54.8
Leg. Dist. 07	1,496	851	56.9
Leg. Dist. 21	11,677	5,746	49.2
Leg. Dist. 22	8,647	2,985	34.5
Leg. Dist. 23	11,448	6,444	56.3
Leg. Dist. 24	6,728	3,925	58.3
Leg. Dist. 25	9,237	4,225	45.7
Leg. Dist. 26	6,790	3,412	50.3
Leg. Dist. 27	12,226	6,267	51.3
Leg. Dist. 28	8,370	3,466	41.4
Leg. Dist. 29	9,730	4,130	42.4
CITY	89,340	43,089	48.2
Brighton	21,152	13,404	63.4
Chili	17,321	10,227	59.0
Clarkson	3,465	1,883	54.3
East Rochester	3,626	2,029	56.0
Gates	17,272	9,201	53.3
Greece	58,366	30,980	53.1
Hamlin	5,034	2,889	57.4
Henrietta	18,835	10,693	56.8
Irondequoit	33,429	19,933	59.6
Mendon	5,827	3,560	61.1
Ogden	11,304	6,503	57.5
Parma	9,062	5,129	56.6
Penfield	22,642	13,663	60.3
Perinton	30,667	18,204	59.4
Pittsford	17,813	10,977	61.6
Riga	3,532	2,065	58.5
Rush	2,407	1,495	62.1
Sweden	6,089	3,551	58.3
Webster	24,897	14,754	59.3
Wheatland	3,112	1,815	58.3
TOWNS	315,852	182,955	57.9
GRAND TOTAL:	405,192	226,044	55.8

VOTER TURNOUT  
2003 GENERAL ELECTION  
DETAIL

<u>LEGISLATIVE DISTRICT OR TOWN</u>	<u>ELECTION DISTRICT</u>	<u>VOTERS ELIGIBLE</u>	<u>VOTED</u>	<u>PERCENT TURNOUT</u>
Leg. Dist. 06	1	713	421	59.0
	2	365	180	49.3
	3	442	249	56.3
	4	501	283	56.5
	5	491	258	52.5
	6	479	247	51.6
Leg. Dist. 06		<u>2,991</u>	<u>1,638</u>	<u>54.8</u>
Leg. Dist. 07	1	638	361	56.6
	2	464	281	60.6
	3	394	209	53.0
Leg. Dist. 07		<u>1,496</u>	<u>851</u>	<u>56.9</u>
Leg. Dist. 21	1	478	277	57.9
	2	430	237	55.1
	3	304	135	44.4
	4	326	165	50.6
	5 /16	581	316	54.4
	6	454	176	38.8
	7	641	366	57.1
	8 /28	207	97	46.9
	9	406	217	53.4
	10	499	316	63.3
	11	322	134	41.6
	12	526	288	54.8
	13	207	110	53.1
	14	543	322	59.3
	15	554	296	53.4
	17	523	235	44.9
	18	507	199	39.3
	19	193	82	42.5
	20	204	128	62.7
	21	487	208	42.7
	22	606	204	33.7
	23 /32	432	164	38.0
	24	423	262	61.9
	25	473	197	41.6
	26	438	187	42.7
	27	300	135	45.0
	29	214	95	44.4
	30	41	15	36.6
	31 /34	193	91	47.2
	33	165	92	55.8
Leg. Dist. 21		<u>11,677</u>	<u>5,746</u>	<u>49.2</u>
Leg. Dist. 22	1 /29-17	629	222	35.3
	2	222	68	30.6
	3	428	153	35.7
	4	260	77	29.6
	5	496	158	31.9

VOTER TURNOUT  
2003 GENERAL ELECTION  
DETAIL

<u>LEGISLATIVE DISTRICT OR TOWN</u>	<u>ELECTION DISTRICT</u>	<u>VOTERS ELIGIBLE</u>	<u>VOTED</u>	<u>PERCENT TURNOUT</u>
Leg. Dist. 22	6	316	159	50.3
	7	236	90	38.1
	8	403	153	38.0
	9	406	122	30.0
	10	392	141	36.0
	11	392	141	36.0
	12	300	101	33.7
	13	219	68	31.1
	14	435	165	37.9
	15	496	167	33.7
	16	269	72	26.8
	17	261	64	24.5
	18	193	87	45.1
	19	352	128	36.4
	20	419	151	36.0
	21	316	130	41.1
	22	576	181	31.4
	23	385	121	31.4
	24	<u>246</u>	<u>66</u>	<u>26.8</u>
Leg. Dist. 22		8,647	2,985	34.5
Leg. Dist. 23	1	224	120	53.6
	2	520	230	44.2
	3	336	162	48.2
	4	624	350	56.1
	5	543	212	39.0
	6	290	139	47.9
	7	481	244	50.7
	8	414	206	49.8
	9	279	156	55.9
	10	395	200	50.6
	11	412	245	59.5
	12	514	338	65.8
	13	359	206	57.4
	14	409	182	44.5
	15	315	110	34.9
	16	429	225	52.4
	17	528	323	61.2
	18	506	296	58.5
	19	479	295	61.6
	20	446	304	68.2
	21	387	259	66.9
	22	324	215	66.4
	23	265	116	43.8
	24	412	257	62.4
	25	584	422	72.3
	26	644	433	67.2
	27	<u>329</u>	<u>199</u>	<u>60.5</u>
Leg. Dist. 23		11,448	6,444	56.3
Leg. Dist. 24				

VOTER TURNOUT  
2003 GENERAL ELECTION  
DETAIL

<u>LEGISLATIVE DISTRICT OR TOWN</u>	<u>ELECTION DISTRICT</u>	<u>VOTERS ELIGIBLE</u>	<u>VOTED</u>	<u>PERCENT TURNOUT</u>
Leg. Dist. 24	1	477	335	70.2
	2	362	257	71.0
	3	431	277	64.3
	4	485	261	53.8
	5	506	266	52.6
	6	305	176	57.7
	7	277	172	62.1
	8	422	245	58.1
	9	302	171	56.6
	10	486	290	59.7
	11	367	199	54.2
	12	205	141	68.8
	13	458	223	48.7
	14	513	254	49.5
	15	559	319	57.1
	16	425	237	55.8
	17	<u>148</u>	<u>102</u>	<u>68.9</u>
Leg. Dist. 24		6,728	3,925	58.3
Leg. Dist. 25	1	458	264	57.6
	2	483	205	42.4
	3	585	305	52.1
	4	162	60	37.0
	5	410	185	45.1
	6	457	229	50.1
	7	567	224	39.5
	8	600	259	43.2
	9	345	144	41.7
	10	451	239	53.0
	11	488	191	39.1
	12	532	288	54.1
	13	584	208	35.6
	14 /24	519	299	57.6
	15	443	191	43.1
	16	118	34	28.8
	17	312	118	37.8
	18	476	260	54.6
	19	25	10	40.0
	20	66	30	45.5
	21	256	103	40.2
	22	290	145	50.0
	23	172	23	13.4
	25	<u>438</u>	<u>211</u>	<u>48.2</u>
Leg. Dist. 25		9,237	4,225	45.7
Leg. Dist. 26	1	467	202	43.3
	2	258	96	37.2
	3	356	181	50.8
	4	366	201	54.9
	5	405	223	55.1

VOTER TURNOUT  
2003 GENERAL ELECTION  
DETAIL

<u>LEGISLATIVE DISTRICT OR TOWN</u>	<u>ELECTION DISTRICT</u>	<u>VOTERS ELIGIBLE</u>	<u>VOTED</u>	<u>PERCENT TURNOUT</u>
Leg. Dist. 26	7	443	226	51.0
	8	465	233	50.1
	9	458	252	55.0
	10	522	262	50.2
	11	490	250	51.0
	12 /13	627	337	53.7
	14	484	240	49.6
	15	468	241	51.5
	16	641	259	40.4
	17 /29-18	340	209	61.5
Leg. Dist. 26		<u>6,790</u>	<u>3,412</u>	<u>50.3</u>
Leg. Dist. 27	1	559	297	53.1
	2	517	270	52.2
	3	477	281	58.9
	4	555	340	61.3
	5	609	319	52.4
	6	590	295	50.0
	7	518	292	56.4
	8	606	262	43.2
	9	551	304	55.2
	10	470	271	57.7
	11	578	318	55.0
	12	484	246	50.8
	13	541	277	51.2
	14	374	201	53.7
	15	448	238	53.1
	16	543	300	55.2
	17	281	136	48.4
	18	403	164	40.7
	19	547	282	51.6
	20	381	164	43.0
	21	264	142	53.8
	22	543	247	45.5
	23	337	183	54.3
	27	468	225	48.1
	28	582	213	36.6
Leg. Dist. 27		<u>12,226</u>	<u>6,267</u>	<u>51.3</u>
Leg. Dist. 28	1	336	156	46.4
	2	509	196	38.5
	3	346	115	33.2
	4	555	267	48.1
	5	279	162	58.1
	6	357	176	49.3
	7	570	280	49.1
	8	428	186	43.5
	9	269	130	48.3
	10	320	119	37.2
	11 /25	546	195	35.7



VOTER TURNOUT  
2003 GENERAL ELECTION  
DETAIL

<u>LEGISLATIVE DISTRICT OR TOWN</u>	<u>ELECTION DISTRICT</u>	<u>VOTERS ELIGIBLE</u>	<u>VOTED</u>	<u>PERCENT TURNOUT</u>
Leg. Dist. 28	12	321	103	32.1
	13	462	163	35.3
	14	572	165	28.8
	15	277	76	27.4
	16	333	160	48.0
	17	212	67	31.6
	18	545	238	43.7
	19 /21	312	167	53.5
	22	268	92	34.3
	23	450	234	52.0
	24	103	19	18.4
Leg. Dist. 28		8,370	3,466	41.4
Leg. Dist. 29	1	94	29	30.9
	2	232	57	24.6
	3	311	131	42.1
	4	514	227	44.2
	5	497	231	46.5
	6	357	159	44.5
	7	109	34	31.2
	8	481	220	45.7
	9	365	193	52.9
	10	563	213	37.8
	11	342	177	51.8
	12	435	165	37.9
	13	492	154	31.3
	14	413	192	46.5
	15	507	166	32.7
	16	239	65	27.2
	19	468	169	36.1
	20	699	287	41.1
	21	496	234	47.2
	22	186	123	66.1
	23	333	216	64.9
	24	578	262	45.3
	25	389	235	60.4
	26	429	137	31.9
	27	201	54	26.9
Leg. Dist. 29		9,730	4,130	42.4
CITY		89,340	43,089	48.2
Brighton	1	541	357	66.0
	2	406	223	54.9
	3	448	289	64.5
	4	451	299	66.3
	5	482	319	66.2
	6	684	447	65.4
	7	436	257	58.9
	8	513	326	63.5
	9	396	284	71.7

VOTER TURNOUT  
2003 GENERAL ELECTION  
DETAIL

<u>LEGISLATIVE DISTRICT OR TOWN</u>	<u>ELECTION DISTRICT</u>	<u>VOTERS ELIGIBLE</u>	<u>VOTED</u>	<u>PERCENT TURNOUT</u>
Brighton	10	527	343	65.1
	11	563	374	66.4
	12	615	402	65.4
	13	366	264	72.1
	14	359	164	45.7
	15	416	273	65.6
	16	358	256	71.5
	17	331	192	58.0
	18	458	313	68.3
	19	327	227	69.4
	20	406	217	53.4
	21	414	281	67.9
	22	529	349	66.0
	23	425	314	73.9
	24	402	251	62.4
	25	390	271	69.5
	26	425	266	62.6
	27	382	276	72.3
	28	627	415	66.2
	29	352	228	64.8
	30	832	491	59.0
	31	423	293	69.3
	32	519	370	71.3
	33	545	346	63.5
	34	451	294	65.2
	35	467	297	63.6
	36	432	191	44.2
	37	540	310	57.4
	38	596	389	65.3
	39	392	253	64.5
	40	800	498	62.3
	41	595	330	55.5
	42	150	109	72.7
	43	534	313	58.6
	44	273	127	46.5
	45	350	172	49.1
	46	224	144	64.3
Brighton		<u>21,152</u>	<u>13,404</u>	<u>63.4</u>
Chili	1	468	296	63.2
	2	621	378	60.9
	3 /31	725	384	53.0
	4	457	247	54.0
	5	509	331	65.0
	6	559	354	63.3
	7	314	188	59.9
	8	478	313	65.5
	9	443	302	68.2
	10	418	244	58.4
	11	715	395	55.2
	12	840	463	55.1

VOTER TURNOUT  
2003 GENERAL ELECTION  
DETAIL

<u>LEGISLATIVE DISTRICT OR TOWN</u>	<u>ELECTION DISTRICT</u>	<u>VOTERS ELIGIBLE</u>	<u>VOTED</u>	<u>PERCENT TURNOUT</u>
Chili	13	742	454	61.2
	14	565	361	63.9
	15	537	325	60.5
	16	644	410	63.7
	17	994	685	68.9
	18	802	459	57.2
	19	469	287	61.2
	20	806	448	55.6
	21	406	262	64.5
	22	725	366	50.5
	23	472	244	51.7
	24	693	395	57.0
	25	470	253	53.8
	26	713	394	55.3
	27	522	304	58.2
	28	477	268	56.2
	29	366	235	64.2
	30	<u>371</u>	<u>182</u>	<u>49.1</u>
Chili		17,321	10,227	59.0
Clarkson	1	649	328	50.5
	2	538	270	50.2
	3	545	321	58.9
	4	733	412	56.2
	5	593	310	52.3
	6	<u>407</u>	<u>242</u>	<u>59.5</u>
Clarkson		3,465	1,883	54.3
East Rochester	1	696	340	48.9
	2	518	309	59.7
	3	475	309	65.1
	4	504	287	56.9
	5	457	243	53.2
	6	466	252	54.1
	7	<u>510</u>	<u>289</u>	<u>56.7</u>
East Rochester		3,626	2,029	56.0
Gates	1	363	193	53.2
	2	495	281	56.8
	3	455	181	39.8
	4	526	298	56.7
	5	570	383	67.2
	6	551	315	57.2
	7	740	401	54.2
	8	414	235	56.8
	9	570	335	58.8
	10	267	170	63.7
	11	362	205	56.6
	12	358	182	50.8
	13	618	307	49.7

VOTER TURNOUT  
2003 GENERAL ELECTION  
DETAIL

<u>LEGISLATIVE DISTRICT OR TOWN</u>	<u>ELECTION DISTRICT</u>	<u>VOTERS ELIGIBLE</u>	<u>VOTED</u>	<u>PERCENT TURNOUT</u>
Gates	14	433	224	51.7
	15	685	345	50.4
	16	461	223	48.4
	17	508	240	47.2
	18	621	312	50.2
	19	477	284	59.5
	20	503	279	55.5
	21	495	275	55.6
	22	422	232	55.0
	23	511	282	55.2
	24	693	321	46.3
	25	495	292	59.0
	26	601	338	56.2
	27	682	336	49.3
	28	470	236	50.2
	29	555	266	47.9
	30	314	182	58.0
	31	416	207	49.8
	32	538	317	58.9
	33	298	140	47.0
	34	418	207	49.5
	35	387	177	45.7
Gates		<u>17,272</u>	<u>9,201</u>	<u>53.3</u>
Greece	1	472	271	57.4
	2	511	299	58.5
	3	514	295	57.4
	4	422	243	57.6
	5	438	215	49.1
	6	419	206	49.2
	7	586	306	52.2
	8	564	251	44.5
	9	536	243	45.3
	10	506	233	46.0
	11	336	145	43.2
	12	395	200	50.6
	13	436	273	62.6
	14	434	214	49.3
	15	453	241	53.2
	16	326	190	58.3
	17	601	333	55.4
	18	601	323	53.7
	19	496	231	46.6
	20	522	240	46.0
	21	460	251	54.6
	22	423	213	50.4
	23	728	402	55.2
	24	854	469	54.9
	25	556	263	47.3
	26	476	250	52.5
	27	838	413	49.3

VOTER TURNOUT  
2003 GENERAL ELECTION  
DETAIL

<u>LEGISLATIVE DISTRICT OR TOWN</u>	<u>ELECTION DISTRICT</u>	<u>VOTERS ELIGIBLE</u>	<u>VOTED</u>	<u>PERCENT TURNOUT</u>
Greece				
	28	668	312	46.7
	29	521	311	59.7
	30	391	209	53.5
	31	470	280	59.6
	32	611	289	47.3
	33	777	411	52.9
	34	534	320	59.9
	35	458	239	52.2
	36	619	334	54.0
	37	412	231	56.1
	38	629	345	54.8
	39	348	196	56.3
	40	452	248	54.9
	41	581	339	58.3
	42	539	263	48.8
	43	768	391	50.9
	44	663	352	53.1
	45	731	391	53.5
	46	381	207	54.3
	47	493	312	63.3
	48	433	236	54.5
	49	381	248	65.1
	50	535	292	54.6
	51	338	206	60.9
	52	696	376	54.0
	53	503	207	41.2
	54	554	283	51.1
	55	449	270	60.1
	56	666	397	59.6
	57	614	325	52.9
	58	702	349	49.7
	59	524	214	40.8
	60	505	263	52.1
	61	557	292	52.4
	62	716	352	49.2
	63	612	334	54.6
	64	506	252	49.8
	65	593	327	55.1
	66	370	201	54.3
	67	460	255	55.4
	68	613	393	64.1
	69	363	225	62.0
	70	577	310	53.7
	71	639	369	57.7
	72	662	342	51.7
	73	391	194	49.6
	74	519	206	39.7
	75	504	252	50.0
	76	398	235	59.0
	77	602	359	59.6
	78	421	247	58.7

VOTER TURNOUT  
2003 GENERAL ELECTION  
DETAIL

<u>LEGISLATIVE DISTRICT OR TOWN</u>	<u>ELECTION DISTRICT</u>	<u>VOTERS ELIGIBLE</u>	<u>VOTED</u>	<u>PERCENT TURNOUT</u>
Greece	79	627	347	55.3
	80	646	352	54.5
	81	400	243	60.8
	82	534	215	40.3
	83	491	223	45.4
	84	629	343	54.5
	85	712	356	50.0
	86	708	413	58.3
	87	491	271	55.2
	88	568	291	51.2
	89	484	260	53.7
	90	608	326	53.6
	91	785	435	55.4
	92	944	474	50.2
	93	721	356	49.4
	94	523	270	51.6
	95	449	200	44.5
	96	616	353	57.3
	97	663	405	61.1
	98	778	382	49.1
	99	584	322	55.1
	100	672	324	48.2
	101	425	221	52.0
	102	756	391	51.7
	103	626	352	56.2
	104	658	371	56.4
	105	417	233	55.9
	106	499	247	49.5
Greece		58,366	30,980	53.1
Hamlin	1	552	277	50.2
	2	565	367	65.0
	3	399	238	59.6
	4	403	227	56.3
	5	509	272	53.4
	6	374	200	53.5
	7 /11	768	473	61.6
	8	468	251	53.6
	9	407	217	53.3
	10	589	367	62.3
Hamlin		5,034	2,889	57.4
Henrietta	1	662	396	59.8
	2	509	250	49.1
	3	353	182	51.6
	4	482	266	55.2
	5	550	318	57.8
	6	571	341	59.7
	7	453	301	66.4
	8	553	322	58.2

VOTER TURNOUT  
2003 GENERAL ELECTION  
DETAIL

<u>LEGISLATIVE DISTRICT OR TOWN</u>	<u>ELECTION DISTRICT</u>	<u>VOTERS ELIGIBLE</u>	<u>VOTED</u>	<u>PERCENT TURNOUT</u>	
Henrietta	9	501	259	51.7	
	10	548	304	55.5	
	11	541	271	50.1	
	12	503	321	63.8	
	13	595	338	56.8	
	14	447	237	53.0	
	15	589	303	51.4	
	16	412	220	53.4	
	17	588	370	62.9	
	18	605	357	59.0	
	19	526	269	51.1	
	20	951	537	56.5	
	21	408	255	62.5	
	22	649	439	67.6	
	23	539	249	46.2	
	24	533	269	50.5	
	25	480	337	70.2	
	26	734	390	53.1	
	27	715	413	57.8	
	28	568	354	62.3	
	29	610	358	58.7	
	30	843	475	56.3	
	31	390	194	49.7	
	32	596	368	61.7	
	33	424	242	57.1	
	34	407	188	46.2	
	Henrietta		18,835	10,693	56.8
	Irondequoit	1	615	355	57.7
		2	423	273	64.5
		3	620	353	56.9
		4	488	277	56.8
		5	507	289	57.0
		6	671	442	65.9
		7	610	442	72.5
8		549	338	61.6	
9		550	337	61.3	
10		447	325	72.7	
11		325	172	52.9	
12		427	255	59.7	
13		655	412	62.9	
14		611	380	62.2	
15		573	389	67.9	
16		572	376	65.7	
17		354	213	60.2	
18 /72		625	374	59.8	
19		605	308	50.9	
20		398	296	74.4	
21		493	319	64.7	
22		522	328	62.8	
23		461	279	60.5	

VOTER TURNOUT  
2003 GENERAL ELECTION  
DETAIL

<u>LEGISLATIVE DISTRICT OR TOWN</u>	<u>ELECTION DISTRICT</u>	<u>VOTERS ELIGIBLE</u>	<u>VOTED</u>	<u>PERCENT TURNOUT</u>	
Irondequoit	24	436	277	63.5	
	25	533	274	51.4	
	26	442	219	49.5	
	27	313	199	63.6	
	28	438	252	57.5	
	29	430	251	58.4	
	30	443	261	58.9	
	31	464	296	63.8	
	32	537	320	59.6	
	33	384	227	59.1	
	34	720	433	60.1	
	35	365	227	62.2	
	36	431	188	43.6	
	37	435	252	57.9	
	38	388	210	54.1	
	39	360	164	45.6	
	40	317	194	61.2	
	41	510	280	54.9	
	42	469	312	66.5	
	43	428	242	56.5	
	44	816	528	64.7	
	45	425	247	58.1	
	46	531	317	59.7	
	47	190	125	65.8	
	48	474	319	67.3	
	49	434	249	57.4	
	50	458	203	44.3	
	51	557	376	67.5	
	52	568	313	55.1	
	53	487	275	56.5	
	54	210	110	52.4	
	55	574	334	58.2	
	56	453	301	66.4	
	57	710	425	59.9	
	58	579	331	57.2	
	59	475	284	59.8	
	60	526	306	58.2	
	61	612	365	59.6	
	62	516	330	64.0	
	63	391	243	62.1	
	64 /70	436	282	64.7	
	65	372	187	50.3	
	66	349	129	37.0	
	67	397	227	57.2	
	68	518	303	58.5	
	69	279	140	50.2	
	71	148	74	50.0	
	<b>Irondequoit</b>		<b>33,429</b>	<b>19,933</b>	<b>59.6</b>
	Mendon	1	777	485	62.4
		2	648	381	58.8



VOTER TURNOUT  
2003 GENERAL ELECTION  
DETAIL

<u>LEGISLATIVE DISTRICT OR TOWN</u>	<u>ELECTION DISTRICT</u>	<u>VOTERS ELIGIBLE</u>	<u>VOTED</u>	<u>PERCENT TURNOUT</u>
Mendon	3	722	475	65.8
	4	633	361	57.0
	5	696	432	62.1
	6	637	410	64.4
	7	743	451	60.7
	8	379	183	48.3
	9	<u>592</u>	<u>382</u>	<u>64.5</u>
Mendon		5,827	3,560	61.1
Ogden	1	551	341	61.9
	2	543	361	66.5
	3	684	429	62.7
	4	558	308	55.2
	5	566	352	62.2
	6	662	384	58.0
	7	321	185	57.6
	8	560	308	55.0
	9	546	354	64.8
	10	531	291	54.8
	11	535	308	57.6
	12	616	309	50.2
	13	596	328	55.0
	14	546	290	53.1
	15	717	412	57.5
	16	370	195	52.7
	17	489	260	53.2
	18	688	341	49.6
	19	606	349	57.6
	20	<u>619</u>	<u>398</u>	<u>64.3</u>
Ogden		11,304	6,503	57.5
Parma	1	636	353	55.5
	2	753	428	56.8
	3	540	280	51.9
	4	627	365	58.2
	5	466	287	61.6
	6	298	176	59.1
	7	618	351	56.8
	8	611	383	62.7
	9	665	371	55.8
	10	624	373	59.8
	11	624	366	58.7
	12	714	357	50.0
	13	734	430	58.6
	14	601	297	49.4
	15	<u>551</u>	<u>312</u>	<u>56.6</u>
Parma		9,062	5,129	56.6
Penfield	1	274	151	55.1
	2	610	356	58.4

VOTER TURNOUT  
2003 GENERAL ELECTION  
DETAIL

<u>LEGISLATIVE DISTRICT OR TOWN</u>	<u>ELECTION DISTRICT</u>	<u>VOTERS ELIGIBLE</u>	<u>VOTED</u>	<u>PERCENT TURNOUT</u>	
Penfield	3	414	275	66.4	
	4	766	438	57.2	
	5	571	357	62.5	
	6	516	309	59.9	
	7	498	352	70.7	
	8	652	340	52.1	
	9	653	474	72.6	
	10	464	285	61.4	
	11	390	235	60.3	
	12	599	420	70.1	
	13	691	394	57.0	
	14	689	396	57.5	
	15	656	407	62.0	
	16	269	181	67.3	
	17	586	391	66.7	
	18	420	253	60.2	
	19	752	467	62.1	
	20	675	408	60.4	
	21	648	372	57.4	
	22	515	311	60.4	
	23	771	465	60.3	
	24	747	482	64.5	
	25	514	331	64.4	
	26	373	212	56.8	
	27	652	431	66.1	
	28	508	266	52.4	
	29	776	429	55.3	
	30	837	530	63.3	
	31	394	212	53.8	
	32	416	264	63.5	
	33	524	339	64.7	
	34	431	225	52.2	
	35	656	389	59.3	
	36	525	303	57.7	
	37	848	462	54.5	
	38	410	231	56.3	
	39	381	213	55.9	
	40	571	307	53.8	
	Penfield		22,642	13,663	60.3
	Perinton	1	741	438	59.1
2		722	406	56.2	
3		491	328	66.8	
4		464	276	59.5	
5		345	164	47.5	
6		454	302	66.5	
7		595	373	62.7	
8		569	342	60.1	
9		738	485	65.7	
10		651	379	58.2	
11		438	258	58.9	

VOTER TURNOUT  
2003 GENERAL ELECTION  
DETAIL

<u>LEGISLATIVE DISTRICT OR TOWN</u>	<u>ELECTION DISTRICT</u>	<u>VOTERS ELIGIBLE</u>	<u>VOTED</u>	<u>PERCENT TURNOUT</u>
Perinton	12	524	335	63.9
	13	480	307	64.0
	14	563	348	61.8
	15	566	282	49.8
	16	447	292	65.3
	17	576	372	64.6
	18	529	301	56.9
	19	513	309	60.2
	20	545	341	62.6
	21	612	330	53.9
	22	407	243	59.7
	23	587	359	61.2
	24	856	530	61.9
	25	417	256	61.4
	26	591	385	65.1
	27	441	289	65.5
	28	454	299	65.9
	29	359	227	63.2
	30	585	313	53.5
	31	718	419	58.4
	32	530	277	52.3
	33	567	381	67.2
	34	612	365	59.6
	35	510	276	54.1
	36	380	180	47.4
	37	590	334	56.6
	38	709	420	59.2
	39	650	350	53.8
	40	422	267	63.3
	41	366	228	62.3
	42	558	264	47.3
	43	743	466	62.7
	44	443	259	58.5
	45	941	556	59.1
	46	336	196	58.3
	47	626	370	59.1
	48	453	267	58.9
	49	479	290	60.5
	50	292	114	39.0
	51	556	318	57.2
	52	539	282	52.3
	53	495	293	59.2
	54	859	515	60.0
	55	500	335	67.0
	56	<u>533</u>	<u>313</u>	<u>58.7</u>
Perinton		30,667	18,204	59.4
Pittsford	1	480	292	60.8
	2	489	307	62.8
	3	685	451	65.8
	4	633	368	58.1

VOTER TURNOUT  
2003 GENERAL ELECTION  
DETAIL

<u>LEGISLATIVE DISTRICT OR TOWN</u>	<u>ELECTION DISTRICT</u>	<u>VOTERS ELIGIBLE</u>	<u>VOTED</u>	<u>PERCENT TURNOUT</u>
Pittsford	5	419	272	64.9
	6	567	371	65.4
	7	289	186	64.4
	8	540	372	68.9
	9	583	393	67.4
	10	898	471	52.4
	11	491	334	68.0
	12	519	298	57.4
	13	378	249	65.9
	14	402	276	68.7
	15	501	216	43.1
	16	444	270	60.8
	17	711	448	63.0
	18	571	322	56.4
	19	361	251	69.5
	20	510	332	65.1
	21	613	368	60.0
	22	659	424	64.3
	23	499	318	63.7
	24	645	391	60.6
	25	524	330	63.0
	26	540	368	68.1
	27	495	297	60.0
	28	484	278	57.4
	29	517	325	62.9
	30	469	282	60.1
	31	645	395	61.2
	32	551	333	60.4
	33	701	389	55.5
Pittsford		<u>17,813</u>	<u>10,977</u>	<u>61.6</u>
Riga	1	741	409	55.2
	2	591	366	61.9
	3	498	313	62.9
	4	617	351	56.9
	5	539	309	57.3
	6	546	317	58.1
Riga		<u>3,532</u>	<u>2,065</u>	<u>58.5</u>
Rush	1	634	391	61.7
	2	487	293	60.2
	3	637	415	65.1
	4	649	396	61.0
Rush		<u>2,407</u>	<u>1,495</u>	<u>62.1</u>
Sweden	1	576	326	56.6
	2	360	185	51.4
	3	698	413	59.2
	4	747	447	59.8
	5	181	132	72.9

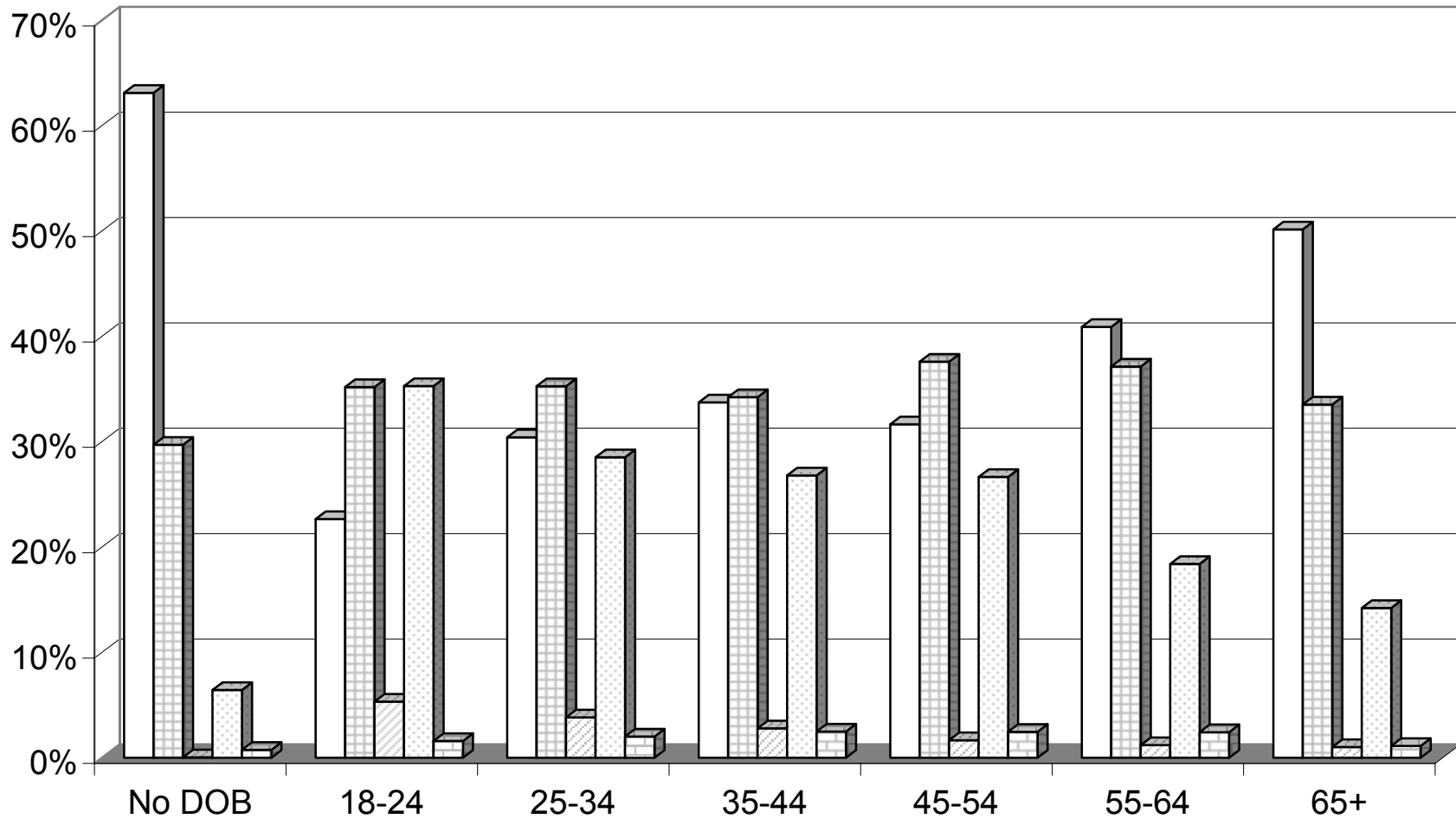
VOTER TURNOUT  
2003 GENERAL ELECTION  
DETAIL

<u>LEGISLATIVE DISTRICT OR TOWN</u>	<u>ELECTION DISTRICT</u>	<u>VOTERS ELIGIBLE</u>	<u>VOTED</u>	<u>PERCENT TURNOUT</u>
Sweden	6	540	331	61.3
	7	620	402	64.8
	8	471	291	61.8
	9	450	211	46.9
	10	729	424	58.2
	11	243	115	47.3
	12	474	274	57.8
Sweden		6,089	3,551	58.3
Webster	1	573	390	68.1
	2	732	324	44.3
	3	509	318	62.5
	4	372	194	52.2
	5	643	362	56.3
	6	608	361	59.4
	7	672	408	60.7
	8	547	368	67.3
	9	718	450	62.7
	10	681	434	63.7
	11	502	321	63.9
	12	698	432	61.9
	13	536	334	62.3
	14	513	333	64.9
	15	418	250	59.8
	16	650	355	54.6
	17	454	275	60.6
	18	457	285	62.4
	19	747	438	58.6
	20	685	380	55.5
	21	735	455	61.9
	22	651	398	61.1
	23	540	334	61.9
	24	920	522	56.7
	25	614	295	48.0
	26	641	321	50.1
	27	497	277	55.7
	28	514	310	60.3
	29	462	300	64.9
	30	469	230	49.0
	31	563	324	57.5
	32	621	354	57.0
	33	635	378	59.5
	34	360	198	55.0
	35	415	242	58.3
	36	552	308	55.8
	37	657	428	65.1
	38	780	470	60.3
	39	457	321	70.2
	40	685	432	63.1
	41	487	294	60.4
	42	518	325	62.7

VOTER TURNOUT  
2003 GENERAL ELECTION  
DETAIL

<u>LEGISLATIVE DISTRICT OR TOWN</u>	<u>ELECTION DISTRICT</u>	<u>VOTERS ELIGIBLE</u>	<u>VOTED</u>	<u>PERCENT TURNOUT</u>
Webster	43	<u>409</u>	<u>226</u>	<u>55.3</u>
Webster		<u>24,897</u>	<u>14,754</u>	<u>59.3</u>
Wheatland	1	585	394	67.4
	2	583	346	59.3
	3	747	411	55.0
	4	583	311	53.3
	5	<u>614</u>	<u>353</u>	<u>57.5</u>
Wheatland		<u>3,112</u>	<u>1,815</u>	<u>58.3</u>
TOWNS		<u>315,852</u>	<u>182,955</u>	<u>57.9</u>
GRAND TOTAL:		<u><u>405,192</u></u>	<u><u>226,044</u></u>	<u><u>55.8</u></u>

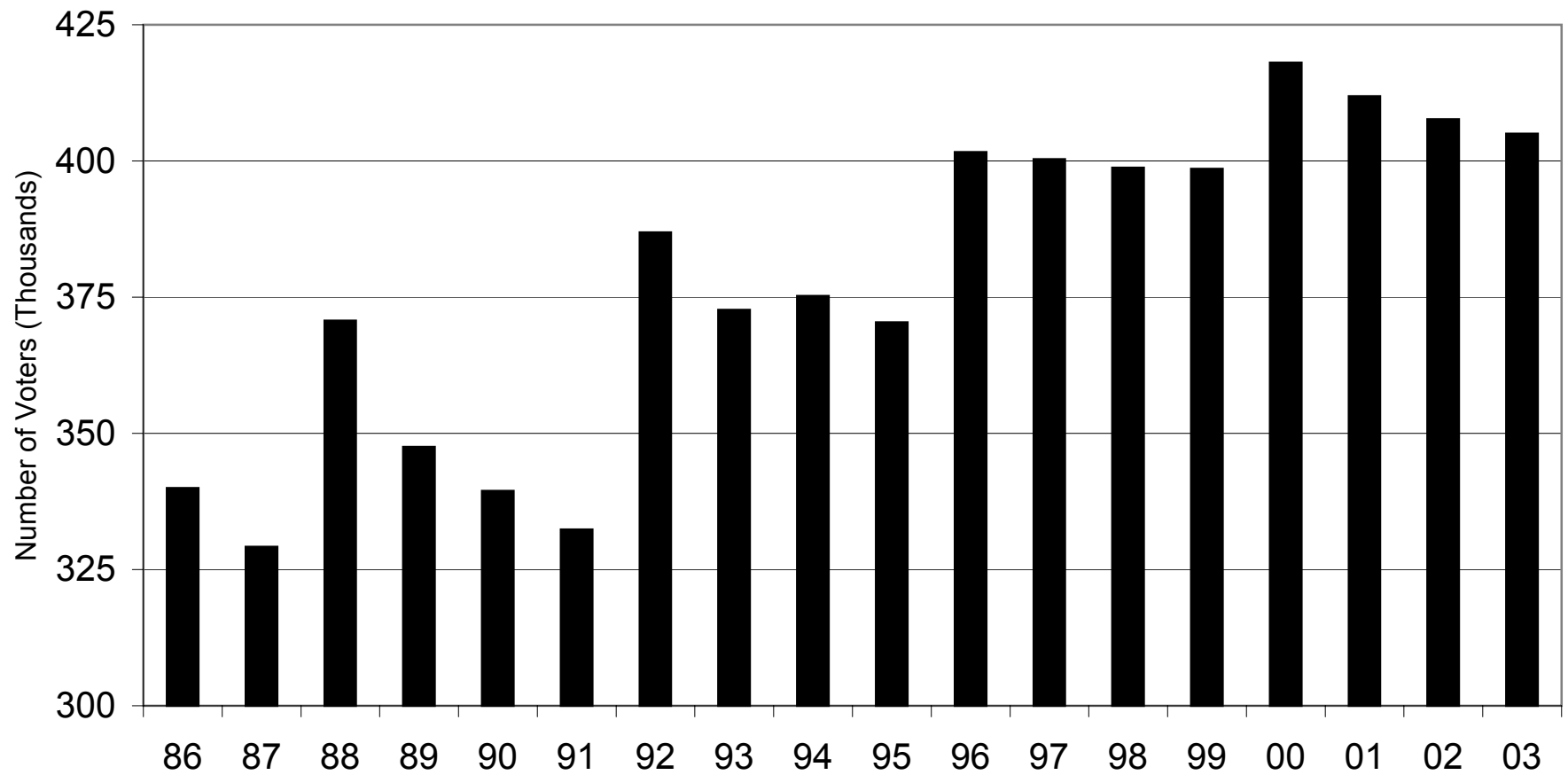
# PARTY ENROLLMENT BY AGE



□ Republican    ▣ Democratic    ▤ Independence    ▥ Blanks    ▦ Other

# Voter Registration

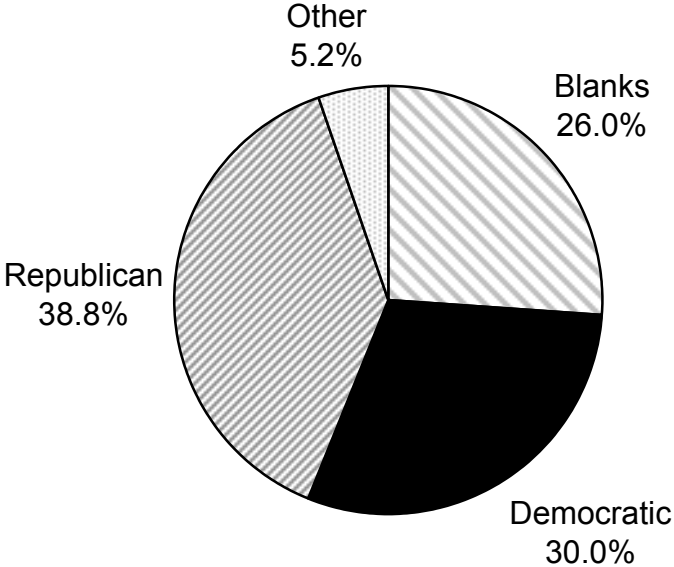
## for 1986-2003 General Elections



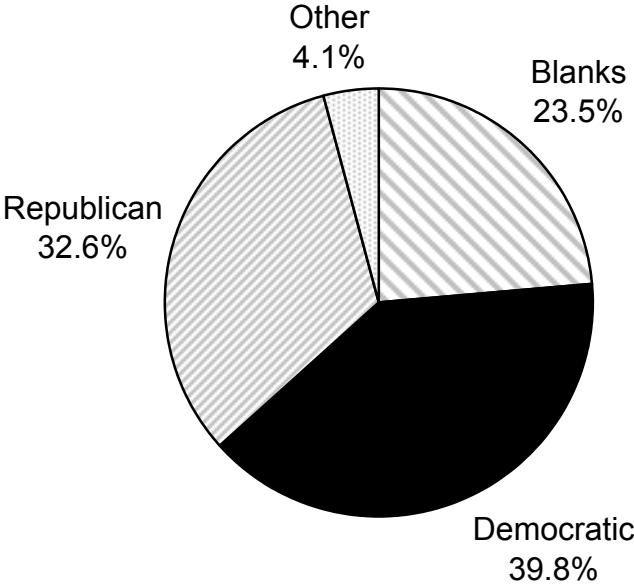


# PROFILE OF PARTY ENROLLMENTS

By Gender



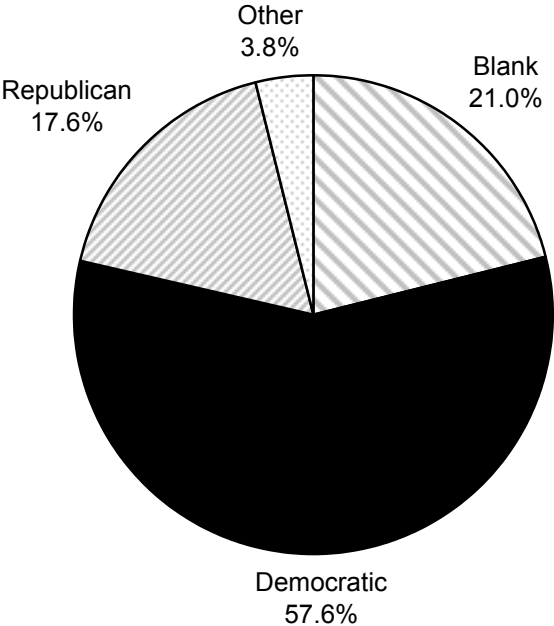
Male



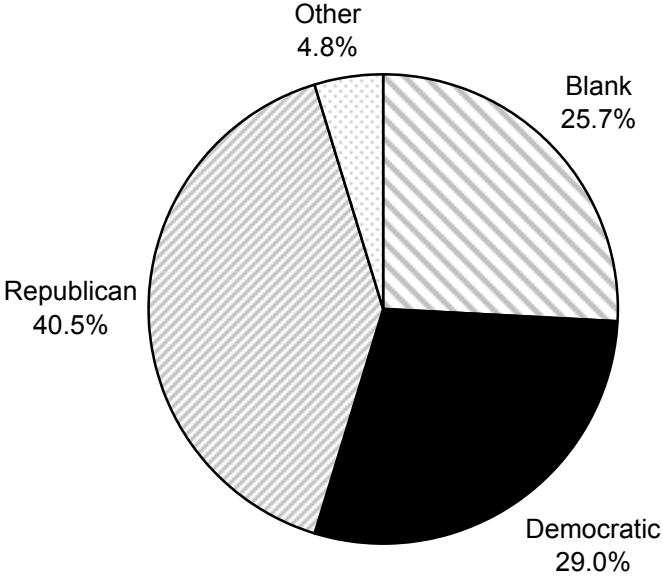
Female

# PROFILE OF PARTY ENROLLMENTS

By Location

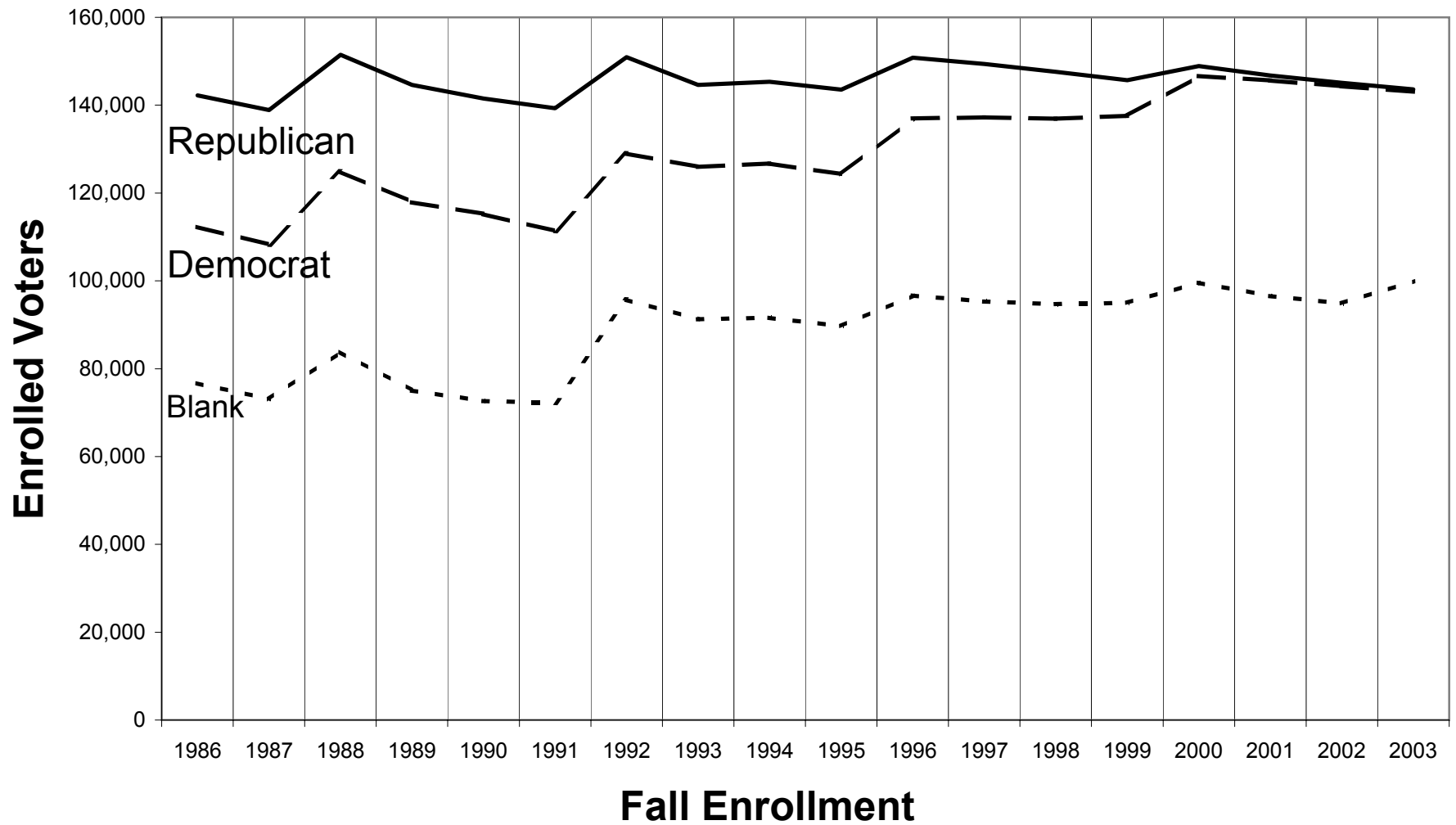


CITY



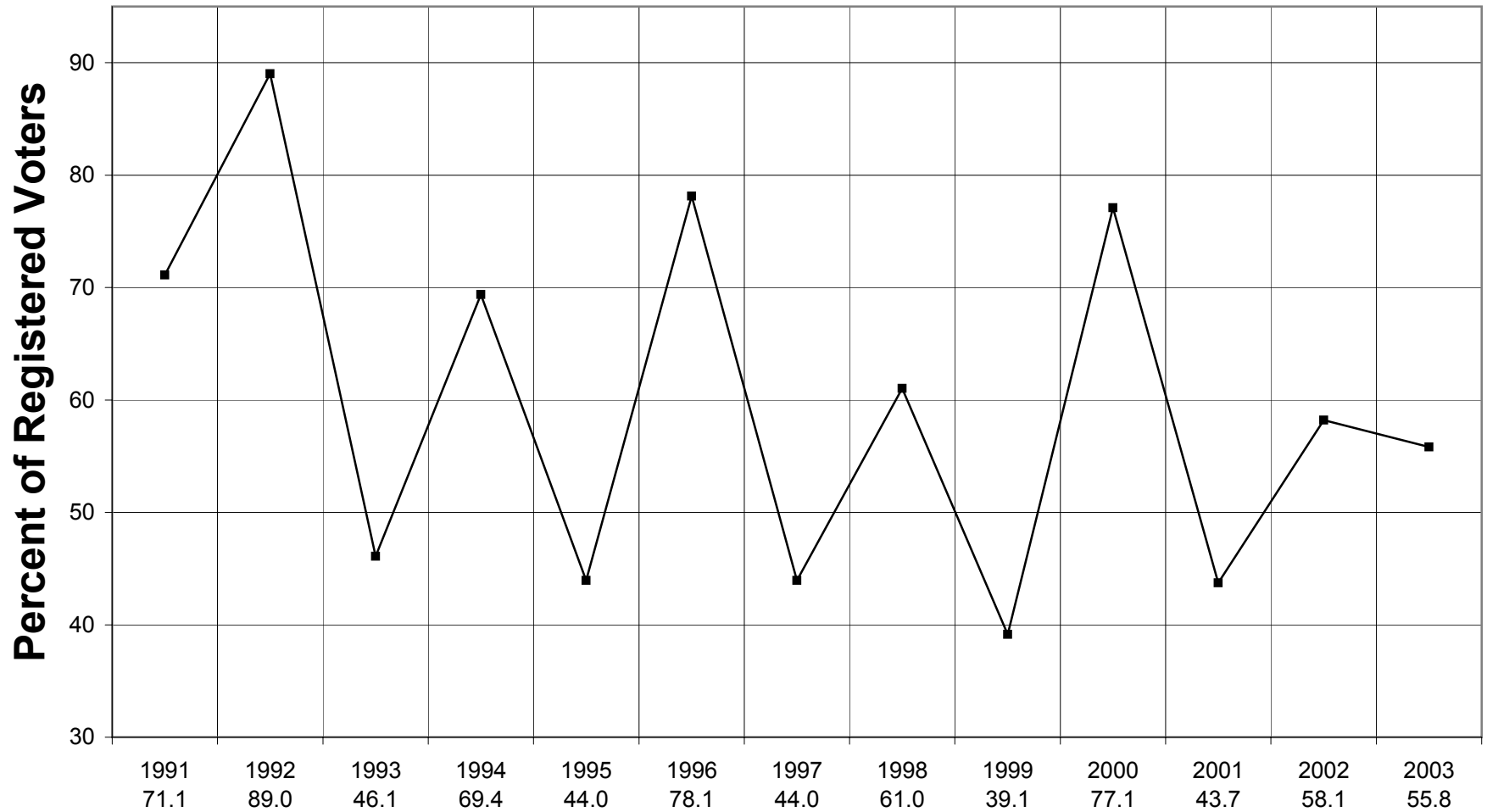
TOWNS

# Party Enrollment Trends



# Voter Turnout for General Election

## 1991 Through 2003



## VOTER TURNOUT HISTORY

Year	Registered Voters	Number Voting	Turnout
2003	405,192	226,044	55.8%
2002	407,664	236,691	58.1%
2001	411,870	180,140	43.7%
2000	418,041	322,394	77.1%
1999	398,605	156,007	39.1%
1998	398,749	243,338	61.0%
1997	400,304	175,945	44.0%
1996	401,311	313,531	78.1%
1995	370,380	162,805	44.0%
1994	375,974	260,831	69.4%
1993	372,647	171,732	46.1%
1992	386,447	344,009	89.0%
1991	332,460	236,403	71.1%
1990	339,430	226,634	66.8%
1989	347,479	184,047	53.0%
1988	370,663	314,046	84.7%
1987	329,156	215,370	65.4%
1986	339,971	230,498	67.8%
1985	353,149	154,123	43.6%
1984	380,186	320,191	84.2%
1983	348,622	225,376	64.6%
1982	340,165	256,092	75.3%
1981	329,075	194,989	59.3%
1980	349,265	310,042	88.8%
1979	307,673	219,752	71.4%
1978	316,152	222,064	70.2%
1977	326,078	207,501	63.6%
1976	344,627	306,650	89.0%
1975	311,831	233,826	75.0%
1974	323,060	250,686	77.6%
1973	333,863	237,472	71.1%
1972	356,840	322,229	90.3%
1971	315,899	248,127	78.5%
1970	307,866	267,339	86.8%
1969	304,962	234,504	76.9%
1968	322,172	299,390	92.9%
1967	295,320	254,803	86.3%
1966	293,229	251,386	85.7%
1965	296,572	243,672	82.2%
1964	307,806	290,326	94.3%