



## MONROE COUNTY BOARD OF ELECTIONS

39 WEST MAIN STREET • ROCHESTER, NEW YORK 14614 • (585) 753-1550  
TTD# 753-1544

LISA POLITO NICOLAY  
COMMISSIONER

JACKIE ORTIZ  
COMMISSIONER

PETER D ELDER  
DEPUTY COMMISSIONER

NATALIE SHEPPARD  
DEPUTY COMMISSIONER

**OFFICIAL CANVASS  
OF THE  
BOARD OF CANVASSERS  
OF THE  
COUNTY OF MONROE**

[www.monroecounty.gov/elections](http://www.monroecounty.gov/elections)

IN RELATION TO THE VOTES GIVEN AT THE **VILLAGE ELECTIONS** HELD ON THE TWENTY-FIRST DAY OF MARCH, THE **VILLAGE ELECTIONS** HELD ON THE TWENTH DAY OF JUNE, **THE PRIMARY ELECTION** HELD ON THE TWENTY-SEVENTH DAY OF JUNE, AND THE **GENERAL ELECTION** HELD IN SAID COUNTY ON THE SEVENTH DAY OF NOVEMBER.

# 2023

## CONTENTS

Canvass of Village Election Results .....	4
Canvass of June Primary Election Results.....	5
Canvass of General Election Results .....	9
Seventh Judicial District Results by County .....	20
Listing of Party Abbreviations Appearing in Canvass.....	21
Text of Ballot Proposals Submitted to Voters .....	21
Party Enrollment Graph .....	23

### **June 27, 2023 Primary Election Results:**

Democratic – County Legislator – 17 <sup>th</sup> District .....	24
Democratic – County Legislator – 21 <sup>st</sup> District .....	27
Democratic – County Legislator – 22 <sup>nd</sup> District .....	29
Democratic – County Legislator – 25 <sup>th</sup> District .....	30
Democratic – County Legislator – 27 <sup>th</sup> District .....	31
Democratic – County Legislator – 29 <sup>th</sup> District .....	33
Democratic – City Court Judge.....	34
Democratic – Member of City Council East.....	43
Democratic – Member of City Council Northeast .....	47
Democratic – Member of City Council Northwest.....	51
Democratic – Member of City Council South .....	54
Democratic – Commissioner of Schools.....	57
Democratic – Brighton Town Justice.....	73
Democratic – Brighton Member of Town Council.....	75
Democratic – Rush Member of Town Council.....	77
Republican – County Legislator – 4 <sup>th</sup> District.....	78
Republican – Penfield Supervisor.....	81
Republican – Rush Supervisor.....	83
Republican – Wheatland Supervisor.....	84
Working Families – Family Court Judge .....	85
Working Families – Irondequoit Town Justice.....	111
Working Families – Perinton Town Justice.....	113
Working Families – Pittsford Member of Town Council.....	115

### **November 7, 2023 General Election Results:**

State Supreme Court Justice – 7 <sup>th</sup> Judicial District.....	116
County Executive.....	141
Family Court Judge.....	166
District Attorney .....	210
County Legislator 1 <sup>st</sup> District .....	239
County Legislator 2 <sup>nd</sup> District.....	241
County Legislator 3 <sup>rd</sup> District.....	243

County Legislator 4<sup>th</sup> District..... 244

County Legislator 5<sup>th</sup> District..... 247

County Legislator 6<sup>th</sup> District..... 249

County Legislator 7<sup>th</sup> District..... 250

County Legislator 8<sup>th</sup> District..... 251

County Legislator 9<sup>th</sup> District..... 252

County Legislator 10<sup>th</sup> District..... 253

County Legislator 11<sup>th</sup> District..... 255

County Legislator 12<sup>th</sup> District..... 257

County Legislator 13<sup>th</sup> District..... 259

County Legislator 14<sup>th</sup> District..... 261

County Legislator 15<sup>th</sup> District..... 263

County Legislator 16<sup>th</sup> District..... 265

County Legislator 17<sup>th</sup> District..... 268

County Legislator 18<sup>th</sup> District..... 271

County Legislator 19<sup>th</sup> District..... 272

County Legislator 20<sup>th</sup> District..... 273

County Legislator 21<sup>st</sup> District..... 275

County Legislator 22<sup>nd</sup> District..... 277

County Legislator 23<sup>rd</sup> District..... 278

County Legislator 24<sup>th</sup> District..... 279

County Legislator 25<sup>th</sup> District..... 282

County Legislator 26<sup>th</sup> District..... 283

County Legislator 27<sup>th</sup> District..... 285

County Legislator 28<sup>th</sup> District..... 287

County Legislator 29<sup>th</sup> District..... 288

City Court Judge ..... 289

Member of City Council – East ..... 298

Member of City Council – Northeast..... 302

Member of City Council – Northwest..... 307

Member of City Council – South..... 309

Commissioner of Schools ..... 312

Brighton Town Offices ..... 327

Chili Town Offices ..... 335

Clarkson Town Offices ..... 338

Gates Town Offices ..... 341

Greece Town Offices ..... 343

Hamlin Town Offices ..... 350

Henrietta Town Offices..... 354

Irondequoit Town Offices..... 359

Mendon Town Offices ..... 365

Ogden Town Offices..... 370

Parma Town Offices ..... 374

Penfield Town Offices ..... 378

Perinton Town Offices..... 384

Pittsford Town Offices..... 390

Riga Town Offices ..... 393

Rush Town Offices ..... 396

Sweden Town Offices..... 400

Webster Town Offices ..... 404

Wheatland Town Offices ..... 408

East Rochester Village Offices ..... 413

Fairport Village Office..... 415

State Proposal One, An Amendment –  
    Removal of Small City School Districts From Special Constitutional Debt Limitation ..... 416

State Proposal Two, An Amendment –  
    Extending Sewage Project Debt Exclusion From Debt Limit ..... 438

Town of Henrietta Proposition – To Authorize the Expenditure from the Town of Henrietta Building Capital Reserve  
Fund to Pay a Part of the Cost of ..... 460

Voter Turnout – 2023 General Election ..... 461

Party Enrollment by Age ..... 486

Voter Registration 2004 – 2023 ..... 487

Party Enrollment by Gender ..... 488

Party Enrollment by Location ..... 489

Party Enrollment Trends ..... 490

Voter Turnout General Elections 2009 – 2023 ..... 491

Voter Turnout History..... 492

# CANVASS OF VILLAGE ELECTION RESULTS

We, Lisa Polito Nicolay and Jackie Ortiz, Board of Election on the County of Monroe, having canvassed the votes cast at the following elections, do hereby certify that the following candidates received the votes set opposite their names:

## MARCH 21, 2023

### CHURCHVILLE VILLAGE MAYOR

Progress Party, John T Hartman ..... 35 Votes

### CHURCHVILLE VILLAGE TRUSTEE (VOTE FOR 2)

Your Hometown, Michael H Brown ..... 19 Votes

Main Street Party, Diane F Pusateri ..... 35 Votes

### HONEOYE FALLS VILLAGE TRUSTEE - 4 YEAR TERM (VOTE FOR 2)

HF Community, Ginny Butler Floss ..... 112 Votes

Open Government, Daniel I Harris ..... 99 Votes

### HONEOYE FALLS VILLAGE TRUSTEE - 2 YEAR TERM

Village Life, William R Wagner ..... 99 Votes

### PITTSFORD VILLAGE TRUSTEE (VOTE FOR 2)

Democratic-Pittsford Village Alliance, Jared K ..... 236 Votes

Democratic-Village Vision, Lisa A Cove ..... 247 Votes

Village Vision, David E Marshall ..... 271 Votes

### SCOTTSVILLE VILLAGE TRUSTEE - 1 YEAR TERM (VOTE FOR 2)

Our Village Party, Andrew Jason Peck ..... 51 Votes

### SPENCERPORT VILLAGE TRUSTEE (VOTE FOR 2)

Victory Party, Carol J Nellis-Ewell ..... 22 Votes

Spencerport Village First, Stephen P Cusenz ..... 20 Votes

## JUNE 20, 2023

### WEBSTER VILLAGE TRUSTEE (VOTE FOR 2)

Republican, Judith A Lancy ..... 79 Votes

Republican, Allan Balcaen ..... 72 Votes

# CANVASS OF PRIMARY ELECTION RESULTS

We, Lisa Polito Nicolay and Jackie Ortiz, Board of Election on the County of Monroe, having canvassed the votes cast at the June Primary Election held in this state on the 27th day of June, 2023, do hereby certify that the following candidates received the votes set opposite their names:

## DEMOCRATIC PARTY

### COUNTY LEGISLATOR, 17th DISTRICT

Rachel A Barnhart	1,108 Votes
Allan L Richards	643 Votes

### COUNTY LEGISLATOR, 21st DISTRICT

Oscar L Brewer, Jr	354 Votes
Santos E Cruz	557 Votes

### COUNTY LEGISLATOR, 22nd DISTRICT

Jessie B Parson	252 Votes
Mercedes V Simmons	446 Votes

### COUNTY LEGISLATOR, 25th DISTRICT

Carolyn D Hoffman	597 Votes
Nadja Justice	262 Votes

### COUNTY LEGISLATOR, 27th DISTRICT

Sabrina A LaMar	490 Votes
Rose E Bonnicks	855 Votes

### COUNTY LEGISLATOR, 29th DISTRICT

Candice A Lucas	409 Votes
William T Burgess	444 Votes

### CITY COURT JUDGE (VOTE FOR 2)

Constance A Patterson	6,311 Votes
Jack Elliott	5,708 Votes
Campbell P Roth	4,174 Votes

MEMBER OF CITY COUNCIL, EAST DISTRICT

Mary Lupien	2,520 Votes
Paul D Conrow	1,830 Votes

MEMBER OF CITY COUNCIL, NORTHEAST DISTRICT

Chiara "Kee-Kee" Smith	661 Votes
Michael A Patterson	837 Votes

MEMBER OF CITY COUNCIL, NORTHWEST DISTRICT

Frank Keophetlasy	408 Votes
Bridget A Monroe	765 Votes

MEMBER OF CITY COUNCIL, SOUTH DISTRICT

Barbara J Rivera	780 Votes
LaShay D Harris	1,560 Votes

COMMISSIONER OF SCHOOLS (VOTE FOR 4)

Vince Felder	2,918 Votes
Amy K Maloy	5,131 Votes
Beatriz LeBron	5,753 Votes
Isaiah A Santiago	5,402 Votes
Ricardo Adams	4,174 Votes
Jacqueline D Griffin	4,207 Votes
Maria S Cruz	3,922 Votes

BRIGHTON TOWN JUSTICE

Clark J Zimmermann, Jr	441 Votes
Jason S DiPonzio	1,163 Votes
Vik Vilku	1,640 Votes

BRIGHTON MEMBER OF TOWN COUNCIL (VOTE FOR 2)

Jesus H Sowell	851 Votes
Rachel S Rosner	1,201 Votes
Christopher K Werner	1,887 Votes
Nate Salzman	2,213 Votes

RUSH MEMBER OF TOWN COUNCIL (VOTE FOR 2)

Gerald W Kusse	83 Votes
Shannon Wisnowski	84 Votes
Peter A Kim-Fredell	130 Votes

**REPUBLICAN PARTY**

COUNTY LEGISLATOR, 4th DISTRICT

Virginia E McIntyre	554 Votes
Rita Pettinaro	325 Votes

PENFIELD SUPERVISOR

Jeff N Leenhouts	795 Votes
Leonard C Morrell	380 Votes

RUSH SUPERVISOR

Kelly A Pruden	15 Votes
Daniel V Woolaver	137 Votes

WHEATLAND SUPERVISOR

Jim Kirch	174 Votes
Linda M Dobson	107 Votes



**WORKING FAMILIES PARTY**

FAMILY COURT JUDGE (VOTE FOR 2)

Kristine M Demo-Vazquez	88 Votes
Maroun G Ajaka	100 Votes
Maria J Cubillos-Reed	126 Votes
Dandrea L Ruhlmann	70 Votes

IRONDEQUOIT TOWN JUSTICE

Brian P Green	18 Votes
Patrick K Russi	9 Votes

PERINTON TOWN JUSTICE

Gary Muldoon	15 Votes
Vincent E Merante	25 Votes

PITTSFORD MEMBER OF TOWN COUNCIL (VOTE FOR 2)

Ronald G Bajorek, Jr	9 Votes
George G Buck	9 Votes
Cathy Koshykar	12 Votes
Naveen Havannavar	12 Votes

# CANVASS OF GENERAL ELECTION RESULTS

We, Lisa Polito Nicolay and Jackie Ortiz, Board of Election on the County of Monroe, having canvassed the votes cast at the November General Election held in this state on the 7th day of November, 2023, do hereby certify that the following candidates received the votes set opposite their names:

## STATE SUPREME COURT JUSTICE 7TH JUDICIAL DISTRICT (VOTE FOR 2)

Democratic, Margot J Garant	70,105 Votes
Republican-Conservative, Alex R Renzi	74,123 Votes
Republican-Conservative, Joe Waldorf	63,417 Votes

## COUNTY EXECUTIVE

Democratic-Working Families, Adam J Bello	86,931 Votes
Republican-Conservative, Mark W Assini	55,673 Votes

## FAMILY COURT JUDGE (VOTE FOR 2)

Democratic-Working Families, Maria J Cubillos-Reed	73,401 Votes
Democratic-Working Families, Maroun G Ajaka	59,007 Votes
Republican-Conservative, Kristine M Demo-Vazquez	66,371 Votes
Republican-Conservative, Dandrea L Ruhlmann	62,708 Votes

## DISTRICT ATTORNEY

Republican-Conservative, Sandra J Doorley	98,373 Votes
---	--------------

## COUNTY LEGISLATOR 1ST DISTRICT

Republican-Conservative, G Blake Keller	4,053 Votes
---	-------------

## COUNTY LEGISLATOR 2ND DISTRICT

Republican-Conservative, Jackie Smith	3,281 Votes
---------------------------------------	-------------

## COUNTY LEGISLATOR 3RD DISTRICT

Democratic, Marvin L Stepherson	2,095 Votes
Republican-Putting People First, Tracy A DiFlorio	3,614 Votes

## COUNTY LEGISLATOR 4TH DISTRICT

Republican, Virginia E McIntyre	3,089 Votes
Conservative-Monroe County, Rita Pettinaro	1,211 Votes

COUNTY LEGISLATOR 5TH DISTRICT

Democratic, Terry H Daniele	3,249 Votes
Republican-Conservative, Richard B Milne	4,166 Votes

COUNTY LEGISLATOR 6TH DISTRICT

Republican-Conservative, Sean H McCabe	2,385 Votes
--	-------------

COUNTY LEGISLATOR 7TH DISTRICT

Republican-Conservative, Kirk Morris	3,705 Votes
--------------------------------------	-------------

COUNTY LEGISLATOR 8TH DISTRICT

Democratic-Working Families, Michael D DiTullio	2,534 Votes
Republican-Conservative, Mark C Johns	3,683 Votes

COUNTY LEGISLATOR 9TH DISTRICT

Democratic, Mel Callan	3,615 Votes
Republican-Conservative, Paul Dondorfer	3,761 Votes

COUNTY LEGISLATOR 10TH DISTRICT

Democratic, Howard S Maffucci	4,641 Votes
Republican, Nancy Lewis	2,507 Votes

COUNTY LEGISLATOR 11TH DISTRICT

Democratic, John B Baynes	4,859 Votes
---------------------------	-------------

COUNTY LEGISLATOR 12TH DISTRICT

Republican-Conservative, Steve Brew	2,926 Votes
-------------------------------------	-------------

COUNTY LEGISLATOR 13TH DISTRICT

Democratic-Working Families, Michael B Yudelson	3,368 Votes
Republican-Conservative, Ethan Greene	2,595 Votes

COUNTY LEGISLATOR 14TH DISTRICT

Democratic-Working Families, Susan K Hughes-Smith	5,163 Votes
Republican-Conservative, Pat Reilly	1,834 Votes

COUNTY LEGISLATOR 15TH DISTRICT

Republican-Conservative, Francis M Ciardi	3,944 Votes
---	-------------

COUNTY LEGISLATOR 16TH DISTRICT

Democratic-Working Families, Dave Long	4,687 Votes
Republican-Conservative, Joe Carbone	3,768 Votes

COUNTY LEGISLATOR 17TH DISTRICT

Democratic-Working Families, Rachel Barnhart	3,749 Votes
--	-------------

COUNTY LEGISLATOR 18TH DISTRICT

Democratic, Lystra E McCoy	4,236 Votes
Republican-Conservative, Sean M Delehanty	3,914 Votes

COUNTY LEGISLATOR 19TH DISTRICT

Republican-Conservative, Tom Sinclair	3,143 Votes
---------------------------------------	-------------

COUNTY LEGISLATOR 20TH DISTRICT

Democratic, Jaime J Erskine-Pettit	1,788 Votes
Republican-Conservative, Robert J Colby	3,777 Votes

COUNTY LEGISLATOR 21ST DISTRICT

Democratic, Santos E Cruz	1,313 Votes
Working Families, Oscar L Brewer, Jr	315 Votes

COUNTY LEGISLATOR 22ND DISTRICT

Democratic-Working Families, Mercedes V Simmons	1,093 Votes
---	-------------

COUNTY LEGISLATOR 23RD DISTRICT

Democratic-Working Families, Linda M Hasman	3,688 Votes
---	-------------

COUNTY LEGISLATOR 24TH DISTRICT

Democratic-Working Families, Albert A Blankley	3,546 Votes
--	-------------

COUNTY LEGISLATOR 25TH DISTRICT

Democratic-Working Families, Carolyn D Hoffman	1,454 Votes
--	-------------

COUNTY LEGISLATOR 26TH DISTRICT

Democratic-Working Families, Yversha M Roman	2,891 Votes
--	-------------

COUNTY LEGISLATOR 27TH DISTRICT

Democratic-Working Families, Rose E Bonnick	2,414 Votes
Republican-Conservative, David J Ferris	834 Votes

COUNTY LEGISLATOR 28TH DISTRICT

Democratic-Working Families, Ricky G Frazier	905 Votes
--	-----------

COUNTY LEGISLATOR 29TH DISTRICT

Democratic-Working Families, William T Burgess	1,293 Votes
--	-------------

CITY COURT JUDGE (VOTE FOR 2)

Democratic, Constance A Patterson	13,712 Votes
Democratic-Working Families, Jack Elliott	14,693 Votes
Working Families, Campbell P Roth	3,482 Votes

MEMBER OF CITY COUNCIL EAST DISTRICT

Democratic-Working Families, Mary Lupien	6,710 Votes
--	-------------

MEMBER OF CITY COUNCIL NE DISTRICT

Democratic, Michael A Patterson	2,144 Votes
Working Families, Chiara "Kee-Kee" Smith	476 Votes

MEMBER OF CITY COUNCIL NW DISTRICT

Democratic, Bridget Monroe	2,580 Votes
----------------------------	-------------

MEMBER OF CITY COUNCIL SOUTH DISTRICT

Democratic, LaShay D Harris	3,572 Votes
Working Families, Barbara J Rivera	894 Votes

COMMISSIONER OF SCHOOLS (VOTE FOR 4)

Democratic-Working Families, Amy K Maloy	14,189 Votes
Democratic-Working Families, Beatriz LeBron	13,910 Votes
Democratic-Working Families, Isaiah A Santiago	14,175 Votes
Democratic, Jacqueline D Griffin	11,863 Votes
Working Families, Ricardo Adams	3,677 Votes

BRIGHTON TOWN SUPERVISOR

Democratic, William W Moehle	6,916 Votes
------------------------------	-------------

BRIGHTON TOWN CLERK

Democratic-Working Families, Daniel E Aman ..... 7,300 Votes

BRIGHTON TOWN JUSTICE

Democratic, Vik Vilku ..... 6,139 Votes

Working Families, Clark J Zimmermann, Jr ..... 1,219 Votes

BRIGHTON MEMBER OF TOWN COUNCIL (VOTE FOR 2)

Democratic, Christopher K Werner ..... 5,862 Votes

Democratic, Nate Salzman ..... 5,838 Votes

Working Families, Rachel S Rosner ..... 1,584 Votes

Working Families, Jesus H Sowell ..... 1,212 Votes

CHILI SUPERVISOR

Republican-Conservative, David J Dunning ..... 4,676 Votes

CHILI TOWN CLERK

Republican-Conservative, Virginia L Ignatowski ..... 4,987 Votes

CHILI MEMBER OF TOWN COUNCIL (VOTE FOR 2)

Republican-Conservative, Michael S Slattery ..... 4,351 Votes

Republican-Conservative, James V Valerio ..... 4,216 Votes

CLARKSON SUPERVISOR

Republican-Conservative, Ursula M Liotta ..... 950 Votes

CLARKSON TOWN CLERK

Republican-Conservative, Susan A Henshaw ..... 990 Votes

CLARKSON MEMBER OF TOWN COUNCIL (VOTE FOR 2)

Republican-Conservative, Sharon S Mattison ..... 967 Votes

Republican-Conservative, Evan M Wexler ..... 840 Votes

GATES SUPERVISOR

Republican-Conservative, Cosmo A Giunta ..... 4,175 Votes

GATES MEMBER OF TOWN COUNCIL (VOTE FOR 2)

Republican-Conservative, Stephen Tucciarello ..... 3,950 Votes

Republican-Conservative, Christopher B DiPonzio ..... 4,057 Votes

GREECE TOWN JUSTICE

Republican-Conservative, Brian E Marianetti ..... 11,687 Votes

GREECE MEMBER OF TOWN COUNCIL WARD 1

Republican-Conservative, David E DiPonzio ..... 2,489 Votes

GREECE MEMBER OF TOWN COUNCIL WARD 2

Republican-Conservative, William F Murphy ..... 2,947 Votes

GREECE MEMBER OF TOWN COUNCIL WARD 3

Republican-Conservative, Michael J Bloomer ..... 2,497 Votes

GREECE MEMBER OF TOWN COUNCIL WARD 4

Republican-Conservative, Diana M Christodaro ..... 3,682 Votes

HAMLIN SUPERVISOR

Republican-Conservative, Steven J Baase ..... 1,355 Votes

HAMLIN TOWN CLERK

Republican-Conservative, Patricia J Groenendaal ..... 1,394 Votes

HAMLIN TOWN JUSTICE (VOTE FOR 2)

Democratic, Sharon S Steigerwald ..... 576 Votes

Republican-Conservative, Martin C Maier ..... 1,077 Votes

Republican-Conservative, Paul S Rath ..... 1,073 Votes

HAMLIN MEMBER OF TOWN COUNCIL (VOTE FOR 2)

Democratic, Elizabeth A Maxwell ..... 522 Votes

Republican-Conservative, Phillip C Hurlbutt ..... 1,127 Votes

Republican-Conservative, Joel Yager ..... 1,039 Votes

HENRIETTA SUPERVISOR

Democratic-Working Families, Stephen L Schultz ..... 6,439 Votes

HENRIETTA TOWN JUSTICE (VOTE FOR 3)

Democratic, James J Piampiano	4,333 Votes
Democratic-Working Families, Susan J Michel	4,674 Votes
Democratic-Working Families, Robert L Cook	4,327 Votes
Republican-Conservative, Steven M Donsky	4,018 Votes
Republican, John G Pericak	3,070 Votes
Republican-Conservative, Benjamin T Skomsky	3,672 Votes

HENRIETTA MEMBER OF TOWN COUNCIL (VOTE FOR 2)

Democratic-Working Families, Robert Barley, Jr	4,824 Votes
Democratic-Working Families, Michael J Stafford	4,436 Votes
Republican-Conservative, Matthew T Borkowski	3,649 Votes
Republican-Conservative, Lisa S Bolzner	3,782 Votes

IRONDEQUOIT SUPERVISOR

Democratic-Working Families, Andrae J Evans	6,936 Votes
Republican-Conservative, Rory B Fitzpatrick	6,385 Votes

IRONDEQUOIT TOWN JUSTICE

Democratic-Working Families, Brian P Green	7,034 Votes
Republican-Conservative, Patrick K Russi	6,145 Votes

IRONDEQUOIT MEMBER OF TOWN COUNCIL (VOTE FOR 2)

Democratic-Republican-Conservative, John Perticone	11,840 Votes
Democratic, Grant S Malone	7,101 Votes
Republican-Conservative, Joshua C Menelas	5,265 Votes

MENDON SUPERVISOR

Republican-Conservative, John D Moffitt	1,897 Votes
---	-------------

MENDON TOWN CLERK

Republican-Conservative, Michelle S Booth	1,936 Votes
---	-------------

MENDON TOWN JUSTICE

Republican-Conservative, Stephen A Maxon	1,879 Votes
--	-------------

MENDON MEMBER OF TOWN COUNCIL (VOTE FOR 2)

Republican-Conservative, Thomas G Dubois	1,788 Votes
Republican-Conservative, Kimberly L Roberts	1,776 Votes



MENDON SUPERINTENDENT OF HIGHWAYS

Republican-Conservative, Andrew G Caschetta ..... 1,651 Votes

OGDEN SUPERVISOR

Republican-Conservative, Michael T Zale ..... 3,417 Votes

OGDEN TOWN CLERK

Republican-Conservative, Noelle M Burley ..... 3,492 Votes

OGDEN TOWN JUSTICE

Republican-Conservative, Michael P Schiano ..... 3,386 Votes

OGDEN MEMBER OF TOWN COUNCIL (VOTE FOR 2)

Republican-Conservative, Aaron N Baker ..... 3,239 Votes

Republican-Conservative, Salvatore M Gerbino ..... 3,116 Votes

PARMA SUPERVISOR

Republican-Conservative, Jim Roose ..... 2,424 Votes

PARMA TOWN JUSTICE

Republican-Conservative, Michael A Sciortino ..... 2,546 Votes

PARMA MEMBER OF TOWN COUNCIL (VOTE FOR 2)

Republican-Conservative, Mark S Acker ..... 2,419 Votes

Republican-Conservative, David Ciufu ..... 2,288 Votes

PARMA SUPERINTENDENT OF HIGHWAYS

Republican-Conservative, James R Christ, Jr ..... 2,527 Votes

PENFIELD SUPERVISOR

Democratic, Tiffany L Rice ..... 5,143 Votes

Republican-Conservative, Jeff N Leenhouts ..... 5,276 Votes

PENFIELD TOWN JUSTICE

Republican-Conservative, Paula Casey Metzler ..... 7,098 Votes

PENFIELD MEMBER OF TOWN COUNCIL (VOTE FOR 2)

Democratic, Kevin D Berry	5,098 Votes
Democratic, Linda A Teglash	5,188 Votes
Republican-Conservative, Allyn E (AJ) Hetzke, Jr	5,073 Votes
Republican-Conservative, David W Bast, Jr	4,817 Votes

PERINTON SUPERVISOR

Republican-Conservative, Ciaran T Hanna	9,832 Votes
---	-------------

PERINTON TOWN JUSTICE

Democratic, Gary Muldoon	7,389 Votes
Republican-Conservative-Working Families, Vincent E Merante	6,508 Votes

PERINTON MEMBER OF TOWN COUNCIL (VOTE FOR 2)

Democratic, Meredith E Stockman-Broadbent	8,057 Votes
Democratic, Michael A Folino	7,150 Votes
Republican-Conservative, Seana L Sartori	6,769 Votes

PITTSFORD SUPERVISOR

Republican-Conservative, William A Smith, Jr	6,133 Votes
--	-------------

PITTSFORD MEMBER OF TOWN COUNCIL (VOTE FOR 2)

Democratic-Working Families, Cathy Koshykar	4,497 Votes
Democratic-Working Families, Naveen Havannavar	4,266 Votes
Republican-Conservative, Kate Bohne Munzinger	4,233 Votes
Republican-Conservative, Alexe M Dunham	3,962 Votes

RIGA SUPERVISOR

Republican-Conservative, Brad Obrocta	1,187 Votes
---------------------------------------	-------------

RIGA TOWN JUSTICE

Republican, Scott K Okolowicz	1,065 Votes
-------------------------------	-------------

RIGA MEMBER OF TOWN COUNCIL (VOTE FOR 2)

Republican-Conservative, Kenneth J Kuter	1,134 Votes
Republican-Conservative, Derek M Harnsberger	1,046 Votes

RUSH SUPERVISOR

Democratic, Lee Hankins	583 Votes
Republican-Conservative, Daniel V Woolaver	739 Votes

RUSH TOWN CLERK

Republican-Conservative, Pamela J Bucci ..... 1,060 Votes

RUSH MEMBER OF TOWN COUNCIL (VOTE FOR 2)

Democratic, Shannon Wisnowski ..... 615 Votes

Democratic, Peter Kim-Fredell ..... 460 Votes

Republican-Conservative, Derek S Brown ..... 706 Votes

Republican-Conservative, Luther A Keyes ..... 760 Votes

RUSH SUPERINTENDENT OF HIGHWAYS

Republican-Conservative, DJ Kyle ..... 1,097 Votes

SWEDEN SUPERVISOR

Republican-Conservative, Patricia Hayles ..... 1,385 Votes

SWEDEN MEMBER OF TOWN COUNCIL (VOTE FOR 2)

Republican-Conservative, Tyler J Sharpe ..... 1,335 Votes

Republican-Conservative, Adam M Staskiewicz ..... 1,287 Votes

SWEDEN RECEIVER OF TAXES

Republican-Conservative, Kathleen A Bahr-Seever ..... 1,477 Votes

SWEDEN SUPERINTENDENT OF HIGHWAYS

Republican-Conservative, Brian T Ingraham ..... 1,480 Votes

WEBSTER SUPERVISOR

Democratic-Working Families, Danielle M Palermo-Jimenez ..... 4,026 Votes

Republican-Conservative, Thomas J Flaherty ..... 6,063 Votes

WEBSTER TOWN JUSTICE

Democratic-Republican-Conservative-Working Families, Christine B Seppeler ..... 9,802 Votes

WEBSTER MEMBER OF TOWN COUNCIL (VOTE FOR 2)

Democratic, Candice M Harvey ..... 4,428 Votes

Democratic, Garrett J Wagner ..... 3,945 Votes

Republican-Conservative, John J Cahill ..... 5,519 Votes

Republican-Conservative, Jennifer S Wright ..... 5,457 Votes

WHEATLAND SUPERVISOR

Republican, Jim Kirch	673 Votes
Conservative, Linda M Dobson	526 Votes

WHEATLAND TOWN CLERK

Republican-Conservative, Laurie B Czapranski	1,085 Votes
--	-------------

WHEATLAND MEMBER OF TOWN COUNCIL (VOTE FOR 2)

Republican-Conservative, Tina V Stevens	840 Votes
Republican-Conservative, Carl L Schoenthal	846 Votes

EAST ROCHESTER VILLAGE MAYOR

Republican-Conservative, John R Alfieri	931 Votes
---	-----------

EAST ROCHESTER VILLAGE TRUSTEE (VOTE FOR 2)

Democratic, Mark D McDermott	758 Votes
Democratic-Working Families, Chad M Woodworth	705 Votes
Republican-Conservative, Wendy E McDermott	558 Votes
Republican-Conservative, Deborah E Herb	583 Votes

FAIRPORT VILLAGE TRUSTEE (VOTE FOR 2)

Democratic, Emily E Mischler	978 Votes
Democratic, Heidi M Woika	936 Votes
Republican-Conservative, Robert J Cantwell	896 Votes

PROPOSAL NUMBER ONE, AN AMENDMENT

Yes/Si	84,793 Votes
No/No	45,253 Votes

PROPOSAL NUMBER TWO, AN AMENDMENT

Yes/Si	89,646 Votes
No/No	40,066 Votes

PROPOSITION - TOWN OF HENRIETTA

Yes/Si	4,541 Votes
No/No	3,930 Votes

SEVENTH JUDICIAL DISTRICT  
RESULTS OF NOVEMBER 7, 2023 GENERAL ELECTION BY COUNTY

		Alex R. Renzi Republican	Alex R. Renzi Conservative	Joe Waldorf Republican	Joe Waldorf Conservative	Margot J. Garant Democratic	Scattering	Blanks	Void	Total Votes
Judicial District	7th	97010	27800	81446	27251	100097	735	120618	409	455366
County	Cayuga	6669	2015	5516	1952	6425	52	9143	56	31828
County	Livingston	4926	1151	4377	1122	2884	29	4304	23	18816
County	Monroe	56321	17802	45969	17449	70120	511	79348	102	287622
County	Ontario	9359	2422	8141	2382	8928	36	10030	30	41328
County	Seneca	3494	667	2906	648	2696	18	3839	14	14282
County	Steuben	7534	1174	6913	1195	4104	41	6701	66	27728
County	Wayne	6925	2216	5918	2148	3678	44	5631	86	26646
County	Yates	1782	353	1706	355	1262	4	1622	32	7116
		<u>194020</u>	<u>55600</u>	<u>162892</u>	<u>54502</u>	<u>200194</u>	<u>1470</u>	<u>241236</u>	<u>818</u>	<u>910732</u>

**PARTY ABBREVIATIONS APPEARING IN CANVASS**

CON .....	Conservative
DEM.....	Democratic
IND.....	Independence
MCP .....	Monroe County
PPF .....	Putting People First
REP .....	Republican
WOR .....	Working Families

**TEXT OF PROPOSALS SUBMITTED TO THE VOTERS**

November 7, 2023

***PROPOSAL NUMBER ONE  
AN AMENDMENT, REMOVAL OF SMALL CITY  
SCHOOL DISTRICTS FROM SPECIAL  
CONSTITUTIONAL DEBT LIMITATION***

“The proposed amendment to Article 8, section 4 of the Constitution removes the special constitutional debt limitation now placed on small city school districts, so they will be treated the same as all other school districts. Shall the proposed amendment be approved?”

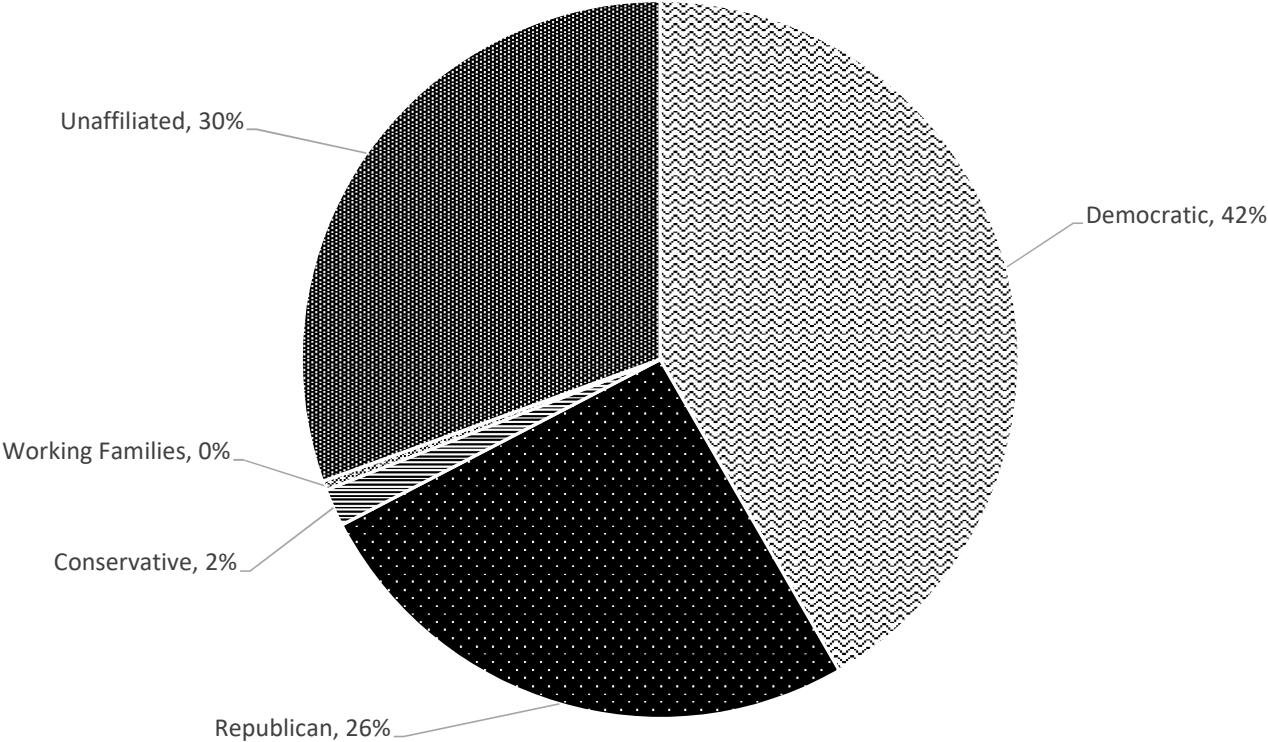
***PROPOSAL NUMBER TWO  
AN AMENDMENT, EXTENDING SEWAGE PROJECT  
DEBT EXCLUSION FROM DEBT LIMIT***

“The proposed amendment to Article 8, section 5 of the Constitution extends for ten years the authority of counties, cities, towns, and villages to remove from their constitutional debt limits debt for the construction of sewage facilities. Shall the proposed amendment be approved?”

**PROPOSITION**  
**TO AUTHORIZE THE EXPENDITURE FROM THE**  
**TOWN OF HENRIETTA BUILDING CAPITAL RESERVE**  
**FUND TO PAY A PART OF THE COST OF**  
**CONSTRUCTION OF A SPRAY PARK AT VETERANS**  
**MEMORIAL PARK IN THE TOWN OF HENRIETTA**

“The Town of Henrietta has proposed to construct a spray park, including a splash pad, a building with changing rooms, restrooms, and pump and control systems for the splash pad, an expanded parking lot, and the associated infrastructure for the spray park, all at Veterans Memorial Park in the Town of Henrietta, with a total estimated cost of \$1,070,000.00, but only if \$250,000.00 from the Town of Henrietta's Building Capital Reserve Fund is approved to be paid towards a part of the estimated cost, with the remaining balance of the cost to be paid through a combination of funds from the Town of Henrietta's general fund balance and budgeted dollars, including a \$200,000.00 increase in the Town of Henrietta tax levy. Shall the expenditure of \$250,000.00 from the Town of Henrietta's Building Capital Reserve Fund be approved to be expended and paid towards a part of the cost of a proposed spray park at Veterans Memorial Park in the Town of Henrietta?”

**PROFILE OF PARTY ENROLLMENT OF ELIGIBLE VOTERS  
MONROE COUNTY**





COUNTY LEGISLATOR  
17TH DISTRICT  
DEMOCRATIC PRIMARY  
SUMMARY

LEGISLATIVE DISTRICT OR TOWN	TOTAL VOTES	RACHEL A. BARNHART	ALLAN L. RICHARDS	SCATTER	BLANK AND VOID
		A01	A02		
Leg. Dist. 17	1,102	669	417	2	14
CITY	1,102	669	417	2	14
Irondequoit	670	439	226	1	4
TOWNS	670	439	226	1	4
GRAND TOTAL:	1,772	1,108	643	3	18

COUNTY LEGISLATOR  
17TH DISTRICT  
DEMOCRATIC PRIMARY  
DETAIL

LEGISLATIVE DISTRICT OR TOWN	TOTAL VOTES	RACHEL A. BARNHART	ALLAN L. RICHARDS	SCATTER	BLANK AND VOID
		A01	A02		
Leg. Dist. 17					
1	65	42	23	0	0
2	35	18	17	0	0
3	2	1	1	0	0
4	101	71	26	0	4
5	26	21	4	1	0
6	28	20	6	0	2
7	95	59	35	0	1
8	10	8	2	0	0
9	0	0	0	0	0
10	39	20	19	0	0
11	97	72	24	0	1
12	139	97	39	0	3
13	71	42	28	0	1
14	134	51	82	0	1
15	159	82	76	0	1
16	81	53	28	0	0
17	20	12	7	1	0
Leg. Dist. 17	<u>1,102</u>	<u>669</u>	<u>417</u>	<u>2</u>	<u>14</u>
CITY	1,102	669	417	2	14
Irondequoit					
2	34	21	12	0	1
5	44	24	19	0	1
12	35	27	8	0	0
19	59	33	25	0	1
23	41	32	9	0	0
26	34	24	9	0	1
29	30	10	20	0	0
35	24	20	3	1	0
36	5	2	3	0	0
37	24	15	9	0	0
38	24	17	7	0	0
39	3	3	0	0	0
41	44	29	15	0	0
43	25	21	4	0	0
45	17	6	11	0	0
48	33	15	18	0	0
50	15	15	0	0	0
52	36	25	11	0	0
55	48	27	21	0	0
56	29	23	6	0	0
58	32	23	9	0	0
64	16	13	3	0	0
65	18	14	4	0	0

COUNTY LEGISLATOR  
17TH DISTRICT  
DEMOCRATIC PRIMARY  
DETAIL

LEGISLATIVE DISTRICT OR TOWN	TOTAL VOTES	RACHEL A. BARNHART  A01	ALLAN L. RICHARDS  A02	SCATTER	BLANK AND VOID
Irondequoit 71	0	0	0	0	0
Irondequoit	<u>670</u>	<u>439</u>	<u>226</u>	<u>1</u>	<u>4</u>
TOWNS	<u>670</u>	<u>439</u>	<u>226</u>	<u>1</u>	<u>4</u>
GRAND TOTAL:	<u><u>1,772</u></u>	<u><u>1,108</u></u>	<u><u>643</u></u>	<u><u>3</u></u>	<u><u>18</u></u>

COUNTY LEGISLATOR  
21ST DISTRICT  
DEMOCRATIC PRIMARY  
SUMMARY

LEGISLATIVE DISTRICT OR TOWN	TOTAL VOTES	OSCAR L. BREWER, JR.  A01	SANTOS E. CRUZ  A02	SCATTER	BLANK AND VOID
Leg. Dist. 21	<u>941</u>	<u>345</u>	<u>539</u>	<u>2</u>	<u>55</u>
CITY	<u>941</u>	<u>345</u>	<u>539</u>	<u>2</u>	<u>55</u>
Irondequoit	<u>28</u>	<u>9</u>	<u>18</u>	<u>1</u>	<u>0</u>
TOWNS	<u>28</u>	<u>9</u>	<u>18</u>	<u>1</u>	<u>0</u>
GRAND TOTAL:	<u><u>969</u></u>	<u><u>354</u></u>	<u><u>557</u></u>	<u><u>3</u></u>	<u><u>55</u></u>

COUNTY LEGISLATOR  
21ST DISTRICT  
DEMOCRATIC PRIMARY  
DETAIL

LEGISLATIVE DISTRICT OR TOWN	TOTAL VOTES	OSCAR L. BREWER, JR.	SANTOS E. CRUZ	SCATTER	BLANK AND VOID
		A01	A02		
Leg. Dist. 21					
1	26	10	15	0	1
2	24	9	14	1	0
3	39	25	14	0	0
4	35	14	21	0	0
5	18	4	13	0	1
6	73	24	45	0	4
7	16	10	5	0	1
8	99	31	62	0	6
9	66	28	35	0	3
10	33	9	22	0	2
11	8	3	5	0	0
12	53	21	31	0	1
13	59	26	27	0	6
14	60	22	38	0	0
15	40	15	19	0	6
16	29	14	13	0	2
17	29	7	19	0	3
18	13	4	8	0	1
19	5	3	1	0	1
20	5	4	1	0	0
21	17	6	8	0	3
22	37	11	22	0	4
23	20	9	10	0	1
24	13	2	9	0	2
25	47	6	39	0	2
26	3	3	0	0	0
27	1	1	0	0	0
28	1	0	1	0	0
29	10	4	5	0	1
30	1	0	1	0	0
31	26	7	17	0	2
32	0	0	0	0	0
33	21	10	11	0	0
34	14	3	8	1	2
Leg. Dist. 21	<u>941</u>	<u>345</u>	<u>539</u>	<u>2</u>	<u>55</u>
CITY	941	345	539	2	55
Irondequoit					
66	18	7	10	1	0
69	5	1	4	0	0
70	5	1	4	0	0
Irondequoit	<u>28</u>	<u>9</u>	<u>18</u>	<u>1</u>	<u>0</u>
TOWNS	28	9	18	1	0
GRAND TOTAL:	<u><u>969</u></u>	<u><u>354</u></u>	<u><u>557</u></u>	<u><u>3</u></u>	<u><u>55</u></u>

COUNTY LEGISLATOR  
22ND DISTRICT  
DEMOCRATIC PRIMARY  
DETAIL

LEGISLATIVE DISTRICT OR TOWN	TOTAL VOTES	JESSIE B. PARSON	MERCEDES V. SIMMONS	SCATTER	BLANK AND VOID
		A01	A02		
Leg. Dist. 22					
1	40	12	27	0	1
2	11	5	5	0	1
3	44	7	36	0	1
4	57	5	50	1	1
5	9	2	7	0	0
6	35	11	23	0	1
7	8	2	5	0	1
8	24	11	11	0	2
9	14	3	10	0	1
10	27	9	17	0	1
11	54	21	30	0	3
12	19	9	9	0	1
13	15	4	10	0	1
14	23	10	12	0	1
15	7	3	4	0	0
16	12	5	5	0	2
17	10	4	5	0	1
18	21	7	13	0	1
19	7	1	5	0	1
20	41	24	15	0	2
21	16	3	11	0	2
22	28	12	14	0	2
23	18	11	7	0	0
24	6	5	1	0	0
25	55	13	38	0	4
26	31	3	28	0	0
27	47	24	22	0	1
28	6	2	2	0	2
29	1	1	0	0	0
30	7	6	1	0	0
31	0	0	0	0	0
32	0	0	0	0	0
33	25	12	11	0	2
34	13	3	9	0	1
35	0	0	0	0	0
36	1	1	0	0	0
37	3	1	2	0	0
38	1	0	1	0	0
Leg. Dist. 22	<u>736</u>	<u>252</u>	<u>446</u>	<u>1</u>	<u>37</u>
GRAND TOTAL:	<u>736</u>	<u>252</u>	<u>446</u>	<u>1</u>	<u>37</u>

COUNTY LEGISLATOR  
25TH DISTRICT  
DEMOCRATIC PRIMARY  
DETAIL

LEGISLATIVE DISTRICT OR TOWN	TOTAL VOTES	CAROLYN D. HOFFMAN	NADJA JUSTICE	SCATTER	BLANK AND VOID
		A01	A02		
Leg. Dist. 25					
1	70	48	17	0	5
2	39	23	13	0	3
3	81	48	26	1	6
4	19	15	4	0	0
5	26	15	9	0	2
6	4	2	2	0	0
7	43	33	8	0	2
8	50	26	22	0	2
9	23	17	3	0	3
10	74	55	18	0	1
11	16	11	5	0	0
12	25	16	9	0	0
13	39	19	15	0	5
14	24	15	7	0	2
15	45	29	10	0	6
16	29	27	2	0	0
17	25	19	6	0	0
18	5	5	0	0	0
19	45	29	11	0	5
20	3	3	0	0	0
21	6	5	1	0	0
22	93	57	32	0	4
23	20	11	7	0	2
24	16	11	4	0	1
25	0	0	0	0	0
26	3	1	2	0	0
27	37	26	10	0	1
28	33	19	14	0	0
29	18	12	5	0	1
30	0	0	0	0	0
31	0	0	0	0	0
Leg. Dist. 25	<u>911</u>	<u>597</u>	<u>262</u>	<u>1</u>	<u>51</u>
GRAND TOTAL:	<u>911</u>	<u>597</u>	<u>262</u>	<u>1</u>	<u>51</u>

COUNTY LEGISLATOR  
27TH DISTRICT  
DEMOCRATIC PRIMARY  
SUMMARY

LEGISLATIVE DISTRICT OR TOWN	TOTAL VOTES	SABRINA A. LAMAR A01	ROSE E. BONNICK A02	SCATTER	BLANK AND VOID
Leg. Dist. 27	<u>1,229</u>	<u>456</u>	<u>738</u>	<u>1</u>	<u>34</u>
CITY	<u>1,229</u>	<u>456</u>	<u>738</u>	<u>1</u>	<u>34</u>
Gates	<u>155</u>	<u>34</u>	<u>117</u>	<u>0</u>	<u>4</u>
TOWNS	<u>155</u>	<u>34</u>	<u>117</u>	<u>0</u>	<u>4</u>
GRAND TOTAL:	<u><u>1,384</u></u>	<u><u>490</u></u>	<u><u>855</u></u>	<u><u>1</u></u>	<u><u>38</u></u>



COUNTY LEGISLATOR  
27TH DISTRICT  
DEMOCRATIC PRIMARY  
DETAIL

LEGISLATIVE DISTRICT OR TOWN	TOTAL VOTES	SABRINA A. LAMAR	ROSE E. BONNICK	SCATTER	BLANK AND VOID
		A01	A02		
Leg. Dist. 27					
1	78	29	45	0	4
2	98	24	71	0	3
3	39	15	23	0	1
4	96	30	65	0	1
5	69	22	46	0	1
6	63	28	31	0	4
7	61	28	32	0	1
8	114	18	93	1	2
9	61	18	42	0	1
10	68	28	35	0	5
11	56	29	26	0	1
12	63	26	36	0	1
13	37	21	16	0	0
14	60	27	31	0	2
15	83	19	63	0	1
16	42	22	19	0	1
17	71	37	29	0	5
18	29	17	12	0	0
19	26	13	13	0	0
20	15	5	10	0	0
21	0	0	0	0	0
Leg. Dist. 27	<u>1,229</u>	<u>456</u>	<u>738</u>	<u>1</u>	<u>34</u>
CITY	1,229	456	738	1	34
Gates					
2	8	2	6	0	0
6	21	4	17	0	0
9	46	11	33	0	2
11	13	1	11	0	1
13	19	3	16	0	0
16	20	5	15	0	0
20	7	1	5	0	1
33	11	3	8	0	0
36	4	1	3	0	0
38	3	1	2	0	0
40	3	2	1	0	0
Gates	<u>155</u>	<u>34</u>	<u>117</u>	<u>0</u>	<u>4</u>
TOWNS	155	34	117	0	4
GRAND TOTAL:	<u><u>1,384</u></u>	<u><u>490</u></u>	<u><u>855</u></u>	<u><u>1</u></u>	<u><u>38</u></u>

COUNTY LEGISLATOR  
29TH DISTRICT  
DEMOCRATIC PRIMARY  
DETAIL

LEGISLATIVE DISTRICT OR TOWN	TOTAL VOTES	CANDICE A. LUCAS	WILLIAM T. BURGESS	SCATTER	BLANK AND VOID
		A01	A02		
Leg. Dist. 29					
1	3	0	3	0	0
2	26	6	19	0	1
3	28	10	18	0	0
4	11	6	5	0	0
5	39	11	28	0	0
6	31	8	21	0	2
7	24	11	13	0	0
8	28	11	17	0	0
9	19	3	15	0	1
10	22	20	2	0	0
11	58	39	18	0	1
12	45	30	14	0	1
13	33	18	14	0	1
14	14	6	8	0	0
15	18	5	13	0	0
16	2	2	0	0	0
17	3	2	1	0	0
18	5	5	0	0	0
19	9	2	6	0	1
20	23	13	10	0	0
21	47	17	30	0	0
22	13	9	4	0	0
23	38	20	15	0	3
24	54	18	34	0	2
25	27	13	14	0	0
26	68	23	43	0	2
27	22	7	15	0	0
28	45	16	27	0	2
29	5	5	0	0	0
30	19	8	10	0	1
31	90	60	23	0	7
32	9	5	4	0	0
Leg. Dist. 29	<u>878</u>	<u>409</u>	<u>444</u>	<u>0</u>	<u>25</u>
GRAND TOTAL:	<u>878</u>	<u>409</u>	<u>444</u>	<u>0</u>	<u>25</u>

ROCHESTER CITY COURT JUDGE  
(VOTE FOR 2)  
DEMOCRATIC PRIMARY  
SUMMARY

LEGISLATIVE DISTRICT OR TOWN	TOTAL VOTES	CONSTANCE A. PATTERSON	JACK ELLIOTT	CAMPBELL P. ROTH	SCATTER	BLANK AND VOID
		A03	A04	A05		
Leg. Dist. 04	0	0	0	0	0	0
Leg. Dist. 16	0	0	0	0	0	0
Leg. Dist. 17	2,204	764	650	480	0	310
Leg. Dist. 21	1,882	644	507	353	0	378
Leg. Dist. 22	1,472	449	363	238	2	420
Leg. Dist. 23	4,296	1,210	1,424	1,044	10	608
Leg. Dist. 24	1,782	433	579	562	3	205
Leg. Dist. 25	1,822	629	483	340	0	370
Leg. Dist. 26	1,072	363	330	209	0	170
Leg. Dist. 27	2,458	837	692	483	3	443
Leg. Dist. 28	850	335	216	153	0	146
Leg. Dist. 29	1,756	647	464	312	1	332
<b>GRAND TOTAL:</b>	<b>19,594</b>	<b>6,311</b>	<b>5,708</b>	<b>4,174</b>	<b>19</b>	<b>3,382</b>

ROCHESTER CITY COURT JUDGE  
(VOTE FOR 2)  
DEMOCRATIC PRIMARY  
DETAIL

LEGISLATIVE DISTRICT OR TOWN	TOTAL VOTES	CONSTANCE A. PATTERSON A03	JACK ELLIOTT A04	CAMPBELL P. ROTH A05	SCATTER	BLANK AND VOID
Leg. Dist. 04						
1	0	0	0	0	0	0
Leg. Dist. 04	0	0	0	0	0	0
Leg. Dist. 16						
1	0	0	0	0	0	0
Leg. Dist. 16	0	0	0	0	0	0
Leg. Dist. 17						
1	130	40	31	37	0	22
2	70	25	16	17	0	12
3	4	2	1	1	0	0
4	202	66	45	49	0	42
5	52	16	13	12	0	11
6	56	17	16	11	0	12
7	190	68	60	45	0	17
8	20	4	9	6	0	1
9	0	0	0	0	0	0
10	78	22	24	26	0	6
11	194	56	43	60	0	35
12	278	96	89	47	0	46
13	142	44	53	23	0	22
14	268	106	89	50	0	23
15	318	127	95	56	0	40
16	162	61	52	32	0	17
17	40	14	14	8	0	4
Leg. Dist. 17	2,204	764	650	480	0	310
Leg. Dist. 21						
1	52	18	12	9	0	13
2	48	17	16	6	0	9
3	78	15	23	21	0	19
4	70	26	20	11	0	13
5	36	5	14	12	0	5
6	146	50	42	28	0	26
7	32	14	7	3	0	8
8	198	63	61	47	0	27
9	132	38	28	37	0	29
10	66	17	16	12	0	21
11	16	6	6	3	0	1
12	106	35	35	21	0	15
13	118	43	30	16	0	29
14	120	46	31	27	0	16
15	80	35	20	9	0	16
16	58	16	10	16	0	16
17	58	20	14	11	0	13

ROCHESTER CITY COURT JUDGE  
(VOTE FOR 2)  
DEMOCRATIC PRIMARY  
DETAIL

LEGISLATIVE DISTRICT OR TOWN	TOTAL VOTES	CONSTANCE A. PATTERSON A03	JACK ELLIOTT A04	CAMPBELL P. ROTH A05	SCATTER	BLANK AND VOID
Leg. Dist. 21						
18	26	9	10	1	0	6
19	10	4	1	1	0	4
20	10	3	3	2	0	2
21	34	14	6	6	0	8
22	74	27	20	12	0	15
23	40	14	11	4	0	11
24	26	10	7	3	0	6
25	94	35	22	15	0	22
26	6	1	2	1	0	2
27	2	1	0	1	0	0
28	2	1	1	0	0	0
29	20	7	3	6	0	4
30	2	1	1	0	0	0
31	52	22	12	7	0	11
32	0	0	0	0	0	0
33	42	20	14	2	0	6
34	28	11	9	3	0	5
Leg. Dist. 21	1,882	644	507	353	0	378
Leg. Dist. 22						
1	80	29	22	11	0	18
2	22	6	4	2	0	10
3	88	15	20	15	0	38
4	114	12	19	21	0	62
5	18	5	4	2	0	7
6	70	21	13	19	0	17
7	16	7	6	2	0	1
8	48	14	13	12	0	9
9	28	8	5	6	0	9
10	54	18	13	6	0	17
11	108	36	28	20	0	24
12	38	17	10	2	0	9
13	30	5	6	4	0	15
14	46	16	12	6	0	12
15	14	4	6	1	0	3
16	24	6	2	0	0	16
17	20	7	6	4	0	3
18	42	11	13	6	0	12
19	14	6	3	1	0	4
20	82	28	18	11	0	25
21	32	10	5	6	0	11
22	56	19	13	11	0	13
23	36	10	8	5	0	13

ROCHESTER CITY COURT JUDGE  
(VOTE FOR 2)  
DEMOCRATIC PRIMARY  
DETAIL

LEGISLATIVE DISTRICT OR TOWN	TOTAL VOTES	CONSTANCE A. PATTERSON A03	JACK ELLIOTT A04	CAMPBELL P. ROTH A05	SCATTER	BLANK AND VOID
Leg. Dist. 22						
24	12	4	4	1	0	3
25	110	37	34	20	0	19
26	62	19	16	13	0	14
27	94	38	30	13	0	13
28	12	1	2	1	0	8
29	2	0	0	1	0	1
30	14	6	3	2	0	3
31	0	0	0	0	0	0
32	0	0	0	0	0	0
33	50	21	12	9	2	6
34	26	9	11	3	0	3
35	0	0	0	0	0	0
36	2	1	1	0	0	0
37	6	2	1	2	0	1
38	2	1	0	0	0	1
Leg. Dist. 22	1,472	449	363	238	2	420
Leg. Dist. 23						
1	58	20	21	12	0	5
2	88	31	20	25	2	10
3	78	14	27	29	0	8
4	236	68	79	50	2	37
5	60	18	14	14	0	14
6	50	13	22	11	0	4
7	196	53	63	47	0	33
8	154	43	61	33	0	17
9	110	26	41	27	0	16
10	98	19	33	28	0	18
11	200	55	86	44	0	15
12	220	68	77	49	0	26
13	112	35	38	21	0	18
14	110	34	32	21	1	22
15	78	24	23	19	0	12
16	258	74	114	40	0	30
17	170	53	55	43	0	19
18	128	36	38	38	0	16
19	76	21	25	14	1	15
20	94	24	29	25	0	16
21	6	1	2	0	2	1
22	0	0	0	0	0	0
23	0	0	0	0	0	0
24	0	0	0	0	0	0
25	148	49	44	41	0	14

ROCHESTER CITY COURT JUDGE  
(VOTE FOR 2)  
DEMOCRATIC PRIMARY  
DETAIL

LEGISLATIVE DISTRICT OR TOWN	TOTAL VOTES	CONSTANCE A. PATTERSON A03	JACK ELLIOTT A04	CAMPBELL P. ROTH A05	SCATTER	BLANK AND VOID
Leg. Dist. 23						
26	136	49	39	32	0	16
27	160	48	56	31	0	25
28	242	75	80	48	0	39
29	90	22	24	23	0	21
30	212	49	58	71	0	34
31	258	56	93	72	1	36
32	148	48	40	39	1	20
33	140	41	35	46	0	18
34	110	27	31	32	0	20
35	72	16	24	19	0	13
Leg. Dist. 23	4,296	1,210	1,424	1,044	10	608
Leg. Dist. 24						
1	274	62	98	78	0	36
2	122	25	48	36	0	13
3	142	32	42	48	2	18
4	0	0	0	0	0	0
5	50	12	19	14	0	5
6	66	10	16	27	0	13
7	32	8	11	10	0	3
8	78	13	27	27	0	11
9	60	20	18	15	0	7
10	18	7	4	6	0	1
11	14	4	4	2	0	4
12	182	36	49	70	0	27
13	100	26	37	31	0	6
14	10	5	3	1	0	1
15	2	1	1	0	0	0
16	26	9	7	7	0	3
17	28	8	10	8	0	2
18	26	6	7	9	1	3
19	104	25	38	35	0	6
20	6	2	1	1	0	2
21	2	0	0	1	0	1
22	0	0	0	0	0	0
23	58	18	21	15	0	4
24	62	21	19	18	0	4
25	58	17	23	11	0	7
26	32	11	6	12	0	3
27	12	4	3	3	0	2
28	8	1	2	3	0	2
29	44	7	12	17	0	8
30	22	6	8	7	0	1

ROCHESTER CITY COURT JUDGE  
(VOTE FOR 2)  
DEMOCRATIC PRIMARY  
DETAIL

LEGISLATIVE DISTRICT OR TOWN	TOTAL VOTES	CONSTANCE A. PATTERSON A03	JACK ELLIOTT A04	CAMPBELL P. ROTH A05	SCATTER	BLANK AND VOID
Leg. Dist. 24						
31	40	8	15	14	0	3
32	82	22	23	29	0	8
33	6	3	2	0	0	1
34	16	4	5	7	0	0
Leg. Dist. 24	1,782	433	579	562	3	205
Leg. Dist. 25						
1	140	48	37	34	0	21
2	78	31	16	9	0	22
3	162	56	31	33	0	42
4	38	9	8	12	0	9
5	52	17	13	13	0	9
6	8	3	2	1	0	2
7	86	29	29	14	0	14
8	100	40	25	18	0	17
9	46	16	17	5	0	8
10	148	47	41	38	0	22
11	32	14	12	4	0	2
12	50	21	11	11	0	7
13	78	27	16	13	0	22
14	48	19	11	5	0	13
15	90	32	24	13	0	21
16	58	23	23	5	0	7
17	50	17	13	15	0	5
18	10	4	1	1	0	4
19	90	22	25	24	0	19
20	6	2	2	2	0	0
21	12	6	3	1	0	2
22	186	60	49	32	0	45
23	40	14	12	4	0	10
24	32	10	6	5	0	11
25	0	0	0	0	0	0
26	6	2	3	1	0	0
27	74	25	21	10	0	18
28	66	22	19	11	0	14
29	36	13	13	6	0	4
30	0	0	0	0	0	0
31	0	0	0	0	0	0
Leg. Dist. 25	1,822	629	483	340	0	370
Leg. Dist. 26						
1	108	40	34	17	0	17
2	44	15	15	9	0	5
3	34	12	7	4	0	11



ROCHESTER CITY COURT JUDGE  
(VOTE FOR 2)  
DEMOCRATIC PRIMARY  
DETAIL

LEGISLATIVE DISTRICT OR TOWN	TOTAL VOTES	CONSTANCE A. PATTERSON A03	JACK ELLIOTT A04	CAMPBELL P. ROTH A05	SCATTER	BLANK AND VOID
Leg. Dist. 26						
4	48	13	17	8	0	10
5	48	17	16	8	0	7
6	30	11	8	8	0	3
7	40	16	10	8	0	6
8	26	9	10	4	0	3
9	62	25	14	14	0	9
10	60	20	23	15	0	2
11	70	26	16	12	0	16
12	34	13	12	7	0	2
13	66	24	22	6	0	14
14	108	28	38	27	0	15
15	70	24	23	8	0	15
16	30	10	9	8	0	3
17	54	17	14	7	0	16
18	16	7	4	2	0	3
19	84	26	23	26	0	9
20	40	10	15	11	0	4
21	0	0	0	0	0	0
Leg. Dist. 26	1,072	363	330	209	0	170
Leg. Dist. 27						
1	156	63	44	24	0	25
2	196	67	54	44	0	31
3	78	31	24	7	0	16
4	192	72	49	45	0	26
5	138	42	38	35	0	23
6	126	41	40	17	0	28
7	122	36	33	35	0	18
8	228	48	67	59	1	53
9	122	48	36	26	0	12
10	136	52	37	25	0	22
11	112	38	34	23	0	17
12	126	47	35	22	0	22
13	74	30	21	8	0	15
14	120	40	29	25	1	25
15	166	52	48	39	0	27
16	84	31	23	13	0	17
17	142	43	39	18	1	41
18	58	24	16	8	0	10
19	52	21	15	6	0	10
20	30	11	10	4	0	5
21	0	0	0	0	0	0
Leg. Dist. 27	2,458	837	692	483	3	443

ROCHESTER CITY COURT JUDGE  
(VOTE FOR 2)  
DEMOCRATIC PRIMARY  
DETAIL

LEGISLATIVE DISTRICT OR TOWN	TOTAL VOTES	CONSTANCE A. PATTERSON A03	JACK ELLIOTT A04	CAMPBELL P. ROTH A05	SCATTER	BLANK AND VOID
Leg. Dist. 28						
1	10	3	4	2	0	1
2	14	4	5	3	0	2
3	40	13	9	12	0	6
4	32	15	8	5	0	4
5	76	31	19	8	0	18
6	60	25	15	8	0	12
7	20	9	7	2	0	2
8	42	13	9	10	0	10
9	24	9	6	5	0	4
10	40	18	8	4	0	10
11	28	10	9	3	0	6
12	14	6	1	3	0	4
13	50	16	10	8	0	16
14	2	1	1	0	0	0
15	0	0	0	0	0	0
16	26	11	8	3	0	4
17	14	5	6	1	0	2
18	14	5	1	5	0	3
19	12	5	3	2	0	2
20	60	25	12	12	0	11
21	172	74	47	33	0	18
22	48	20	10	12	0	6
23	30	9	10	6	0	5
24	10	5	3	2	0	0
25	4	0	2	2	0	0
26	8	3	3	2	0	0
27	0	0	0	0	0	0
Leg. Dist. 28	850	335	216	153	0	146
Leg. Dist. 29						
1	6	1	2	1	0	2
2	52	19	13	10	0	10
3	56	17	19	12	0	8
4	22	10	5	2	0	5
5	78	29	23	11	0	15
6	62	20	20	9	0	13
7	48	18	8	10	0	12
8	56	20	21	7	0	8
9	38	12	9	7	0	10
10	44	18	14	5	0	7
11	116	50	23	19	0	24
12	90	34	15	19	0	22
13	66	24	16	15	0	11

ROCHESTER CITY COURT JUDGE  
(VOTE FOR 2)  
DEMOCRATIC PRIMARY  
DETAIL

LEGISLATIVE DISTRICT OR TOWN	TOTAL VOTES	CONSTANCE A. PATTERSON A03	JACK ELLIOTT A04	CAMPBELL P. ROTH A05	SCATTER	BLANK AND VOID
Leg. Dist. 29						
14	28	13	4	7	0	4
15	36	9	13	6	0	8
16	4	2	2	0	0	0
17	6	2	2	2	0	0
18	10	3	4	2	0	1
19	18	8	2	4	0	4
20	46	18	16	10	0	2
21	94	38	20	25	0	11
22	26	12	7	5	0	2
23	76	23	16	16	0	21
24	108	31	36	20	0	21
25	54	23	15	11	0	5
26	136	47	43	22	0	24
27	44	16	15	8	0	5
28	90	31	25	14	0	20
29	10	3	4	0	0	3
30	38	16	7	6	0	9
31	180	73	39	26	1	41
32	18	7	6	1	0	4
Leg. Dist. 29	<u>1,756</u>	<u>647</u>	<u>464</u>	<u>312</u>	<u>1</u>	<u>332</u>
GRAND TOTAL:	<u>19,594</u>	<u>6,311</u>	<u>5,708</u>	<u>4,174</u>	<u>19</u>	<u>3,382</u>

MEMBER OF CITY COUNCIL  
EAST DISTRICT  
DEMOCRATIC PRIMARY  
SUMMARY

LEGISLATIVE DISTRICT OR TOWN	TOTAL VOTES	MARY LUPIEN  A06	PAUL D. CONROW  A07	SCATTER	BLANK AND VOID
Leg. Dist. 17	1,082	534	534	0	14
Leg. Dist. 21	607	343	238	0	26
Leg. Dist. 22	93	57	32	1	3
Leg. Dist. 23	2,148	1,267	839	3	39
Leg. Dist. 24	477	304	171	0	2
Leg. Dist. 25	32	15	16	0	1
GRAND TOTAL:	<u>4,439</u>	<u>2,520</u>	<u>1,830</u>	<u>4</u>	<u>85</u>

MEMBER OF CITY COUNCIL  
EAST DISTRICT  
DEMOCRATIC PRIMARY  
DETAIL

LEGISLATIVE DISTRICT OR TOWN	TOTAL VOTES	MARY LUPIEN	PAUL D. CONROW	SCATTER	BLANK AND VOID
		A06	A07		
Leg. Dist. 17					
1	65	32	33	0	0
2	35	22	13	0	0
3	2	1	1	0	0
4	101	51	47	0	3
5	26	21	4	0	1
6	28	15	12	0	1
7	95	50	45	0	0
8	10	4	6	0	0
10	39	16	23	0	0
11	97	60	36	0	1
12	139	79	58	0	2
13	71	23	46	0	2
14	134	50	81	0	3
15	159	77	81	0	1
16	81	33	48	0	0
Leg. Dist. 17	1,082	534	534	0	14
Leg. Dist. 21					
3	39	28	10	0	1
5	18	11	7	0	0
6	73	41	29	0	3
8	99	50	46	0	3
9	66	42	23	0	1
10	33	19	13	0	1
11	8	5	3	0	0
12	53	32	20	0	1
13	59	31	23	0	5
14	60	26	31	0	3
15	40	19	18	0	3
16	29	22	5	0	2
17	29	16	10	0	3
30	1	1	0	0	0
Leg. Dist. 21	607	343	238	0	26
Leg. Dist. 22					
25	55	29	23	0	3
33	25	17	7	1	0
34	13	11	2	0	0
35	0	0	0	0	0
Leg. Dist. 22	93	57	32	1	3
Leg. Dist. 23					
1	29	22	7	0	0
2	44	30	14	0	0

MEMBER OF CITY COUNCIL  
EAST DISTRICT  
DEMOCRATIC PRIMARY  
DETAIL

LEGISLATIVE DISTRICT OR TOWN	TOTAL VOTES	MARY LUPIEN	PAUL D. CONROW	SCATTER	BLANK AND VOID
		A06	A07		
Leg. Dist. 23					
3	39	24	14	1	0
4	118	61	56	0	1
5	30	23	7	0	0
6	25	12	13	0	0
7	98	63	34	0	1
8	77	45	31	0	1
9	55	23	32	0	0
10	49	30	18	0	1
11	100	38	61	0	1
12	110	52	58	0	0
13	56	25	31	0	0
14	55	32	22	1	0
15	39	30	8	0	1
16	129	58	69	0	2
17	85	42	42	0	1
18	64	35	29	0	0
19	38	18	19	0	1
20	47	36	11	0	0
21	3	0	2	1	0
22	0	0	0	0	0
23	0	0	0	0	0
24	0	0	0	0	0
25	74	51	23	0	0
26	68	53	13	0	2
27	80	52	26	0	2
28	121	71	47	0	3
29	45	39	6	0	0
30	106	60	45	0	1
31	129	92	33	0	4
32	74	46	14	0	14
33	70	41	26	0	3
34	55	44	11	0	0
35	36	19	17	0	0
Leg. Dist. 23	2,148	1,267	839	3	39
Leg. Dist. 24					
1	137	93	44	0	0
2	61	31	30	0	0
3	71	43	27	0	1
12	91	63	27	0	1
18	13	10	3	0	0
19	52	27	25	0	0

MEMBER OF CITY COUNCIL  
EAST DISTRICT  
DEMOCRATIC PRIMARY  
DETAIL

LEGISLATIVE DISTRICT OR TOWN	TOTAL VOTES	MARY LUPIEN  A06	PAUL D. CONROW  A07	SCATTER	BLANK AND VOID
Leg. Dist. 24					
20	3	2	1	0	0
32	41	31	10	0	0
34	8	4	4	0	0
Leg. Dist. 24	<u>477</u>	<u>304</u>	<u>171</u>	<u>0</u>	<u>2</u>
Leg. Dist. 25					
16	29	14	14	0	1
26	3	1	2	0	0
Leg. Dist. 25	<u>32</u>	<u>15</u>	<u>16</u>	<u>0</u>	<u>1</u>
GRAND TOTAL:	<u><u>4,439</u></u>	<u><u>2,520</u></u>	<u><u>1,830</u></u>	<u><u>4</u></u>	<u><u>85</u></u>

MEMBER OF CITY COUNCIL  
NORTHEAST DISTRICT  
DEMOCRATIC PRIMARY  
SUMMARY

LEGISLATIVE DISTRICT OR TOWN	TOTAL VOTES	CHIARA "KEE-KEE" SMITH	MICHAEL A. PATTERSON	SCATTER	BLANK AND VOID
		A06	A07		
Leg. Dist. 16	0	0	0	0	0
Leg. Dist. 17	20	8	12	0	0
Leg. Dist. 21	334	139	179	1	15
Leg. Dist. 22	643	236	294	0	113
Leg. Dist. 25	93	36	52	0	5
Leg. Dist. 26	62	38	21	0	3
Leg. Dist. 29	518	204	279	2	33
GRAND TOTAL:	<u>1,670</u>	<u>661</u>	<u>837</u>	<u>3</u>	<u>169</u>



MEMBER OF CITY COUNCIL  
NORTHEAST DISTRICT  
DEMOCRATIC PRIMARY  
DETAIL

LEGISLATIVE DISTRICT OR TOWN	TOTAL VOTES	CHIARA "KEE-KEE" SMITH	MICHAEL A. PATTERSON	SCATTER	BLANK AND VOID
		A06	A07		
Leg. Dist. 16					
1	0	0	0	0	0
Leg. Dist. 16	0	0	0	0	0
Leg. Dist. 17					
9	0	0	0	0	0
17	20	8	12	0	0
Leg. Dist. 17	20	8	12	0	0
Leg. Dist. 21					
1	26	11	14	0	1
2	24	13	10	0	1
4	35	15	18	0	2
7	16	10	6	0	0
18	13	6	7	0	0
19	5	1	3	1	0
20	5	3	2	0	0
21	17	5	11	0	1
22	37	9	26	0	2
23	20	8	10	0	2
24	13	3	10	0	0
25	47	18	27	0	2
26	3	2	1	0	0
27	1	0	1	0	0
28	1	1	0	0	0
29	10	7	2	0	1
31	26	16	7	0	3
32	0	0	0	0	0
33	21	9	12	0	0
34	14	2	12	0	0
Leg. Dist. 21	334	139	179	1	15
Leg. Dist. 22					
1	40	19	19	0	2
2	11	4	5	0	2
3	44	6	20	0	18
4	57	6	9	0	42
5	9	4	3	0	2
6	35	13	16	0	6
7	8	3	4	0	1
8	24	8	13	0	3
9	14	3	10	0	1
10	27	13	12	0	2
11	54	31	20	0	3
12	19	7	11	0	1
13	15	3	7	0	5
14	23	10	13	0	0

MEMBER OF CITY COUNCIL  
NORTHEAST DISTRICT  
DEMOCRATIC PRIMARY  
DETAIL

LEGISLATIVE DISTRICT OR TOWN	TOTAL VOTES	CHIARA "KEE-KEE" SMITH	MICHAEL A. PATTERSON	SCATTER	BLANK AND VOID
		A06	A07		
Leg. Dist. 22					
15	7	2	5	0	0
16	12	4	4	0	4
17	10	4	5	0	1
18	21	10	9	0	2
19	7	3	3	0	1
20	41	14	25	0	2
21	16	2	7	0	7
22	28	9	18	0	1
23	18	8	7	0	3
24	6	2	3	0	1
26	31	24	6	0	1
27	47	20	26	0	1
28	6	3	2	0	1
29	1	0	1	0	0
30	7	0	7	0	0
31	0	0	0	0	0
32	0	0	0	0	0
36	1	0	1	0	0
37	3	1	2	0	0
38	1	0	1	0	0
Leg. Dist. 22	<u>643</u>	<u>236</u>	<u>294</u>	<u>0</u>	<u>113</u>
Leg. Dist. 25					
22	<u>93</u>	<u>36</u>	<u>52</u>	<u>0</u>	<u>5</u>
Leg. Dist. 25	93	36	52	0	5
Leg. Dist. 26					
19	42	26	13	0	3
20	20	12	8	0	0
21	<u>0</u>	<u>0</u>	<u>0</u>	<u>0</u>	<u>0</u>
Leg. Dist. 26	62	38	21	0	3
1	3	0	2	0	1
2	26	7	18	0	1
4	11	3	8	0	0
5	39	19	15	0	5
6	31	15	15	0	1
7	24	19	5	0	0
8	28	14	14	0	0
9	19	8	10	0	1
10	22	10	12	0	0
11	58	30	22	0	6
12	45	13	30	0	2
13	33	11	19	0	3
14	14	6	8	0	0

MEMBER OF CITY COUNCIL  
NORTHEAST DISTRICT  
DEMOCRATIC PRIMARY  
DETAIL

LEGISLATIVE DISTRICT OR TOWN	TOTAL VOTES	CHIARA "KEE-KEE" SMITH  A06	MICHAEL A. PATTERSON  A07	SCATTER	BLANK AND VOID
Leg. Dist. 29					
15	18	5	12	0	1
16	2	0	2	0	0
18	5	3	1	1	0
19	9	7	2	0	0
20	23	9	11	0	3
22	13	3	8	0	2
29	5	1	4	0	0
31	90	21	61	1	7
Leg. Dist. 29	<u>518</u>	<u>204</u>	<u>279</u>	<u>2</u>	<u>33</u>
GRAND TOTAL:	<u><u>1,670</u></u>	<u><u>661</u></u>	<u><u>837</u></u>	<u><u>3</u></u>	<u><u>169</u></u>

MEMBER OF CITY COUNCIL  
NORTHWEST DISTRICT  
DEMOCRATIC PRIMARY  
SUMMARY

LEGISLATIVE DISTRICT OR TOWN	TOTAL VOTES	FRANK KEOPHETLASY	BRIDGET A. MONROE	SCATTER	BLANK AND VOID
		A06	A07		
Leg. Dist. 04	0	0	0	0	0
Leg. Dist. 25	16	5	11	0	0
Leg. Dist. 26	474	129	331	1	13
Leg. Dist. 27	41	15	25	0	1
Leg. Dist. 28	327	153	159	1	14
Leg. Dist. 29	360	106	239	0	15
GRAND TOTAL:	1,218	408	765	2	43

MEMBER OF CITY COUNCIL  
NORTHWEST DISTRICT  
DEMOCRATIC PRIMARY  
DETAIL

LEGISLATIVE DISTRICT OR TOWN	TOTAL VOTES	FRANK KEOPHETLASY	BRIDGET A. MONROE	SCATTER	BLANK AND VOID
		A06	A07		
Leg. Dist. 04					
1	0	0	0	0	0
Leg. Dist. 04	0	0	0	0	0
Leg. Dist. 25					
24	16	5	11	0	0
31	0	0	0	0	0
Leg. Dist. 25	16	5	11	0	0
Leg. Dist. 26					
1	54	12	40	0	2
2	22	9	13	0	0
3	17	0	16	0	1
4	24	7	16	0	1
5	24	7	17	0	0
6	15	6	9	0	0
7	20	5	15	0	0
8	13	5	8	0	0
9	31	4	26	0	1
10	30	6	24	0	0
11	35	9	25	1	0
12	17	7	10	0	0
13	33	11	21	0	1
14	54	8	45	0	1
15	35	15	17	0	3
16	15	4	10	0	1
17	27	13	13	0	1
18	8	1	6	0	1
Leg. Dist. 26	474	129	331	1	13
Leg. Dist. 27					
19	26	9	17	0	0
20	15	6	8	0	1
Leg. Dist. 27	41	15	25	0	1
Leg. Dist. 28					
1	5	1	4	0	0
2	7	5	2	0	0
3	20	10	9	0	1
4	16	5	11	0	0
5	38	27	9	1	1
6	30	14	14	0	2
7	10	5	4	0	1
8	21	8	13	0	0
9	12	4	8	0	0
10	20	15	5	0	0

MEMBER OF CITY COUNCIL  
NORTHWEST DISTRICT  
DEMOCRATIC PRIMARY  
DETAIL

LEGISLATIVE DISTRICT OR TOWN	TOTAL VOTES	FRANK KEOPHETLAS	BRIDGET A. MONROE	SCATTER	BLANK AND VOID
		A06	A07		
Leg. Dist. 28					
11	14	9	5	0	0
12	7	3	3	0	1
13	25	16	9	0	0
14	1	1	0	0	0
15	0	0	0	0	0
16	13	4	7	0	2
17	7	4	2	0	1
19	6	1	5	0	0
20	30	5	23	0	2
22	24	7	17	0	0
23	15	7	6	0	2
25	2	1	1	0	0
26	4	1	2	0	1
27	0	0	0	0	0
Leg. Dist. 28	<u>327</u>	<u>153</u>	<u>159</u>	<u>1</u>	<u>14</u>
3	28	9	19	0	0
17	3	2	1	0	0
21	47	15	32	0	0
23	38	8	26	0	4
24	54	11	43	0	0
25	27	11	14	0	2
26	68	23	42	0	3
27	22	6	16	0	0
28	45	14	27	0	4
30	19	6	12	0	1
32	9	1	7	0	1
Leg. Dist. 29	<u>360</u>	<u>106</u>	<u>239</u>	<u>0</u>	<u>15</u>
GRAND TOTAL:	<u>1,218</u>	<u>408</u>	<u>765</u>	<u>2</u>	<u>43</u>

MEMBER OF CITY COUNCIL  
SOUTH DISTRICT  
DEMOCRATIC PRIMARY  
SUMMARY

LEGISLATIVE DISTRICT OR TOWN	TOTAL VOTES	BARBARA J. RIVERA  A06	LASHAY D. HARRIS  A07	SCATTER	BLANK AND VOID
Leg. Dist. 24	414	245	152	0	17
Leg. Dist. 25	770	205	520	1	44
Leg. Dist. 27	1,188	307	816	2	63
Leg. Dist. 28	98	23	72	0	3
GRAND TOTAL:	<u>2,470</u>	<u>780</u>	<u>1,560</u>	<u>3</u>	<u>127</u>

MEMBER OF CITY COUNCIL  
SOUTH DISTRICT  
DEMOCRATIC PRIMARY  
DETAIL

LEGISLATIVE DISTRICT OR TOWN	TOTAL VOTES	BARBARA J. RIVERA	LASHAY D. HARRIS	SCATTER	BLANK AND VOID
		A06	A07		
Leg. Dist. 24					
4	0	0	0	0	0
5	25	11	14	0	0
6	33	19	11	0	3
7	16	7	8	0	1
8	39	22	15	0	2
9	30	20	9	0	1
10	9	5	4	0	0
11	7	4	1	0	2
13	50	22	26	0	2
14	5	3	2	0	0
15	1	0	1	0	0
16	13	9	4	0	0
17	14	9	4	0	1
21	1	1	0	0	0
22	0	0	0	0	0
23	29	17	12	0	0
24	31	22	9	0	0
25	29	19	8	0	2
26	16	11	5	0	0
27	6	4	1	0	1
28	4	3	1	0	0
29	22	14	8	0	0
30	11	9	2	0	0
31	20	13	6	0	1
33	3	1	1	0	1
Leg. Dist. 24	414	245	152	0	17
Leg. Dist. 25					
1	70	28	36	0	6
2	39	13	23	0	3
3	81	19	57	0	5
4	19	13	6	0	0
5	26	3	23	0	0
6	4	1	3	0	0
7	43	5	37	0	1
8	50	4	45	0	1
9	23	3	18	0	2
10	74	21	42	0	11
11	16	2	13	0	1
12	25	7	18	0	0
13	39	8	30	0	1
14	24	4	19	0	1
15	45	9	34	0	2
17	25	14	11	0	0



MEMBER OF CITY COUNCIL  
SOUTH DISTRICT  
DEMOCRATIC PRIMARY  
DETAIL

LEGISLATIVE DISTRICT OR TOWN	TOTAL VOTES	BARBARA J. RIVERA	LASHAY D. HARRIS	SCATTER	BLANK AND VOID
		A06	A07		
Leg. Dist. 25					
18	5	0	5	0	0
19	45	18	22	0	5
20	3	1	2	0	0
21	6	4	2	0	0
23	20	10	9	0	1
25	0	0	0	0	0
27	37	7	28	0	2
28	33	7	24	1	1
29	18	4	13	0	1
30	0	0	0	0	0
Leg. Dist. 25	<u>770</u>	<u>205</u>	<u>520</u>	<u>1</u>	<u>44</u>
Leg. Dist. 27					
1	78	20	55	0	3
2	98	23	70	0	5
3	39	8	29	0	2
4	96	30	63	0	3
5	69	18	45	0	6
6	63	20	40	0	3
7	61	17	42	0	2
8	114	40	65	1	8
9	61	18	42	0	1
10	68	19	45	0	4
11	56	18	37	0	1
12	63	8	50	0	5
13	37	9	27	0	1
14	60	12	46	0	2
15	83	19	59	0	5
16	42	10	28	0	4
17	71	14	49	1	7
18	29	4	24	0	1
21	0	0	0	0	0
Leg. Dist. 27	<u>1,188</u>	<u>307</u>	<u>816</u>	<u>2</u>	<u>63</u>
Leg. Dist. 28					
18	7	4	3	0	0
21	86	19	64	0	3
24	5	0	5	0	0
Leg. Dist. 28	<u>98</u>	<u>23</u>	<u>72</u>	<u>0</u>	<u>3</u>
GRAND TOTAL:	<u><u>2,470</u></u>	<u><u>780</u></u>	<u><u>1,560</u></u>	<u><u>3</u></u>	<u><u>127</u></u>

CITY OF ROCHESTER  
 COMMISSIONER OF SCHOOLS  
 DEMOCRATIC PRIMARY  
 (VOTE FOR 4)  
 SUMMARY

LEGISLATIVE DISTRICT OR TOWN	TOTAL VOTES	VINCE FELDER	AMY K. MALOY	BEATRIZ LEBRON	ISAIAH A. SANTIAGO	RICARDO ADAMS	JACQUELINE D. GRIFFIN	MARIA S. CRUZ	SCATTER	BLANK AND VOID
		A08	A09	A10	A11	A12	A13	A14		
Leg. Dist. 04	0	0	0	0	0	0	0	0	0	0
Leg. Dist. 16	0	0	0	0	0	0	0	0	0	0
Leg. Dist. 17	4,408	252	734	667	608	487	377	504	4	775
Leg. Dist. 21	3,768	325	408	523	491	364	472	394	4	787
Leg. Dist. 22	2,940	286	257	332	315	212	320	299	2	917
Leg. Dist. 23	8,596	472	1,345	1,416	1,313	999	610	829	16	1,596
Leg. Dist. 24	3,568	174	608	610	597	480	249	336	6	508
Leg. Dist. 25	3,640	311	384	482	446	361	509	328	0	819
Leg. Dist. 26	2,148	165	342	312	287	218	229	248	2	345
Leg. Dist. 27	4,892	409	502	699	667	560	705	415	16	919
Leg. Dist. 28	1,752	193	180	221	227	171	276	189	1	294
Leg. Dist. 29	3,516	331	371	491	451	322	460	380	3	707
GRAND TOTAL:	<u>39,228</u>	<u>2,918</u>	<u>5,131</u>	<u>5,753</u>	<u>5,402</u>	<u>4,174</u>	<u>4,207</u>	<u>3,922</u>	<u>54</u>	<u>7,667</u>

CITY OF ROCHESTER  
 COMMISSIONER OF SCHOOLS  
 DEMOCRATIC PRIMARY  
 (VOTE FOR 4)  
 DETAIL

LEGISLATIVE DISTRICT OR TOWN	TOTAL VOTES	VINCE FELDER	AMY K. MALOY	BEATRIZ LEBRON	ISAIAH A. SANTIAGO	RICARDO ADAMS	JACQUELINE D. GRIFFIN	MARIA S. CRUZ	SCATTER	BLANK AND VOID
		A08	A09	A10	A11	A12	A13	A14		
Leg. Dist. 04										
1	0	0	0	0	0	0	0	0	0	0
Leg. Dist. 04	0	0	0	0	0	0	0	0	0	0
Leg. Dist. 16										
1	0	0	0	0	0	0	0	0	0	0
Leg. Dist. 16	0	0	0	0	0	0	0	0	0	0
Leg. Dist. 17										
1	260	15	38	45	40	35	25	30	0	32
2	140	8	18	25	21	16	12	19	0	21
3	8	0	2	1	2	1	1	1	0	0
4	404	22	54	64	44	39	25	43	0	113
5	104	10	11	18	14	10	8	12	1	20
6	112	9	16	17	14	5	14	15	0	22
7	380	14	69	61	58	49	28	44	0	57
8	40	3	8	5	7	5	2	7	2	1
9	0	0	0	0	0	0	0	0	0	0
10	156	10	28	27	20	18	14	18	0	21
11	388	22	71	61	61	48	31	33	0	61
12	556	37	100	83	80	59	56	66	0	75
13	284	13	50	45	38	29	25	33	0	51
14	536	21	96	63	81	68	37	48	0	122
15	636	40	104	91	78	66	60	75	0	122
16	324	18	53	48	42	33	31	46	1	52

CITY OF ROCHESTER  
 COMMISSIONER OF SCHOOLS  
 DEMOCRATIC PRIMARY  
 (VOTE FOR 4)  
 DETAIL

LEGISLATIVE DISTRICT OR TOWN	TOTAL VOTES	VINCE FELDER	AMY K. MALOY	BEATRIZ LEBRON	ISAIAH A. SANTIAGO	RICARDO ADAMS	JACQUELINE D. GRIFFIN	MARIA S. CRUZ	SCATTER	BLANK AND VOID
		A08	A09	A10	A11	A12	A13	A14		
Leg. Dist. 17										
17	80	10	16	13	8	6	8	14	0	5
Leg. Dist. 17	4,408	252	734	667	608	487	377	504	4	775
Leg. Dist. 21										
1	104	7	12	20	14	9	15	11	0	16
2	96	6	7	14	13	10	14	9	0	23
3	156	5	22	23	27	13	9	14	0	43
4	140	21	15	20	12	17	17	13	0	25
5	72	5	9	11	13	8	6	7	0	13
6	292	24	34	36	39	25	37	29	0	68
7	64	8	8	7	6	2	12	9	0	12
8	396	22	54	55	49	42	47	51	0	76
9	264	17	27	40	33	27	30	29	0	61
10	132	14	11	15	19	14	17	8	1	33
11	32	3	4	6	4	5	6	3	0	1
12	212	18	18	31	31	24	30	17	0	43
13	236	27	26	35	25	29	26	17	0	51
14	240	24	25	36	34	33	28	29	0	31
15	160	18	18	25	22	15	21	11	3	27
16	116	8	15	20	21	15	7	9	0	21
17	120	13	10	10	13	7	17	17	0	33
18	52	5	6	9	3	5	9	6	0	9
19	20	1	2	1	3	1	3	3	0	6

CITY OF ROCHESTER  
 COMMISSIONER OF SCHOOLS  
 DEMOCRATIC PRIMARY  
 (VOTE FOR 4)  
 DETAIL

LEGISLATIVE DISTRICT OR TOWN	TOTAL VOTES	VINCE FELDER	AMY K. MALOY	BEATRIZ LEBRON	ISAIAH A. SANTIAGO	RICARDO ADAMS	JACQUELINE D. GRIFFIN	MARIA S. CRUZ	SCATTER	BLANK AND VOID
		A08	A09	A10	A11	A12	A13	A14		
Leg. Dist. 21										
20	20	3	2	3	4	2	2	0	0	4
21	68	7	9	11	5	2	8	5	0	21
22	148	14	13	19	24	14	23	22	0	19
23	80	6	10	6	9	6	13	8	0	22
24	52	6	4	2	6	1	7	5	0	21
25	188	19	13	26	24	13	29	22	0	42
26	12	0	2	3	1	0	1	2	0	3
27	4	1	0	1	1	0	1	0	0	0
28	4	1	0	1	0	1	1	0	0	0
29	40	1	5	6	4	2	4	7	0	11
30	4	0	1	0	1	0	1	1	0	0
31	104	4	11	15	10	12	14	11	0	27
32	0	0	0	0	0	0	0	0	0	0
33	84	7	10	10	11	6	10	12	0	18
34	56	10	5	6	10	4	7	7	0	7
Leg. Dist. 21	3,768	325	408	523	491	364	472	394	4	787
Leg. Dist. 22										
1	160	16	12	23	18	18	22	14	0	37
2	44	6	2	3	2	1	4	5	0	21
3	172	9	9	17	18	12	8	16	0	83
4	228	7	15	12	12	7	8	22	0	145
5	36	2	0	3	5	3	2	5	0	16

CITY OF ROCHESTER  
 COMMISSIONER OF SCHOOLS  
 DEMOCRATIC PRIMARY  
 (VOTE FOR 4)  
 DETAIL

LEGISLATIVE DISTRICT OR TOWN	TOTAL VOTES	VINCE FELDER	AMY K. MALOY	BEATRIZ LEBRON	ISAIAH A. SANTIAGO	RICARDO ADAMS	JACQUELINE D. GRIFFIN	MARIA S. CRUZ	SCATTER	BLANK AND VOID
		A08	A09	A10	A11	A12	A13	A14		
Leg. Dist. 22										
6	140	15	15	17	17	11	14	12	0	39
7	32	3	3	5	3	2	6	5	0	5
8	96	11	11	12	9	5	14	14	0	20
9	56	4	6	7	8	3	8	8	0	12
10	108	12	10	6	15	7	17	11	0	30
11	216	28	26	24	30	15	24	19	0	50
12	76	9	6	9	5	6	12	4	0	25
13	60	6	4	1	2	2	4	5	0	36
14	92	10	4	10	8	6	9	10	0	35
15	28	5	1	4	5	4	3	5	0	1
16	48	2	1	5	8	3	2	7	0	20
17	40	1	4	6	5	5	4	5	0	10
18	84	9	6	11	10	7	10	8	0	23
19	28	1	3	3	5	1	5	5	0	5
20	164	17	11	16	13	10	19	14	0	64
21	64	6	4	7	5	2	8	5	0	27
22	112	13	6	13	14	9	16	10	0	31
23	72	9	8	6	10	4	4	3	1	27
24	24	5	2	1	2	2	5	5	0	2
25	220	25	27	36	21	18	24	26	0	43
26	124	7	14	16	13	13	11	7	1	42
27	188	27	19	28	20	16	36	21	0	21
28	24	2	1	2	2	1	2	3	0	11

CITY OF ROCHESTER  
 COMMISSIONER OF SCHOOLS  
 DEMOCRATIC PRIMARY  
 (VOTE FOR 4)  
 DETAIL

LEGISLATIVE DISTRICT OR TOWN	TOTAL VOTES	VINCE FELDER	AMY K. MALOY	BEATRIZ LEBRON	ISAIAH A. SANTIAGO	RICARDO ADAMS	JACQUELINE D. GRIFFIN	MARIA S. CRUZ	SCATTER	BLANK AND VOID
		A08	A09	A10	A11	A12	A13	A14		
Leg. Dist. 22										
29	4	0	1	0	0	0	0	0	0	3
30	28	6	3	3	3	2	3	3	0	5
31	0	0	0	0	0	0	0	0	0	0
32	0	0	0	0	0	0	0	0	0	0
33	100	6	13	16	15	10	11	15	0	14
34	52	5	7	9	9	6	3	5	0	8
35	0	0	0	0	0	0	0	0	0	0
36	4	0	1	0	0	0	1	0	0	2
37	12	2	2	1	3	1	0	2	0	1
38	4	0	0	0	0	0	1	0	0	3
Leg. Dist. 22	2,940	286	257	332	315	212	320	299	2	917
Leg. Dist. 23										
1	116	3	20	17	19	13	8	10	0	26
2	176	14	25	28	23	17	17	18	0	34
3	156	10	30	26	24	19	10	14	0	23
4	472	16	84	82	76	62	32	46	0	74
5	120	4	16	22	17	15	7	11	3	25
6	100	6	17	18	21	11	5	8	0	14
7	392	17	59	61	67	45	21	40	0	82
8	308	17	48	46	48	34	19	38	0	58
9	220	20	38	37	32	25	14	22	0	32
10	196	8	30	40	32	29	12	14	0	31

CITY OF ROCHESTER  
 COMMISSIONER OF SCHOOLS  
 DEMOCRATIC PRIMARY  
 (VOTE FOR 4)  
 DETAIL

LEGISLATIVE DISTRICT OR TOWN	TOTAL VOTES	VINCE FELDER	AMY K. MALOY	BEATRIZ LEBRON	ISAIAH A. SANTIAGO	RICARDO ADAMS	JACQUELINE D. GRIFFIN	MARIA S. CRUZ	SCATTER	BLANK AND VOID
		A08	A09	A10	A11	A12	A13	A14		
Leg. Dist. 23										
11	400	15	67	68	58	52	29	34	0	77
12	440	23	65	67	70	54	24	28	1	108
13	224	19	36	32	25	19	16	24	0	53
14	220	15	33	31	32	23	11	20	4	51
15	156	5	24	26	29	22	6	14	0	30
16	516	36	82	77	86	56	37	43	0	99
17	340	19	53	62	49	35	27	31	0	64
18	256	14	45	41	39	27	17	20	0	53
19	152	12	21	19	24	20	12	13	0	31
20	188	7	26	29	26	17	11	19	0	53
21	12	1	1	1	2	1	1	1	4	0
22	0	0	0	0	0	0	0	0	0	0
23	0	0	0	0	0	0	0	0	0	0
24	0	0	0	0	0	0	0	0	0	0
25	296	12	45	55	50	32	26	30	0	46
26	272	19	38	46	35	31	27	44	0	32
27	324	15	58	63	48	37	28	30	0	45
28	484	38	75	69	72	51	33	39	0	107
29	180	10	21	30	20	23	19	18	0	39
30	424	27	59	77	66	57	36	47	0	55
31	516	18	92	96	92	67	24	39	0	88
32	296	19	41	48	39	26	36	47	1	39
33	280	12	39	44	38	39	22	34	1	51



CITY OF ROCHESTER  
 COMMISSIONER OF SCHOOLS  
 DEMOCRATIC PRIMARY  
 (VOTE FOR 4)  
 DETAIL

LEGISLATIVE DISTRICT OR TOWN	TOTAL VOTES	VINCE FELDER	AMY K. MALOY	BEATRIZ LEBRON	ISAIAH A. SANTIAGO	RICARDO ADAMS	JACQUELINE D. GRIFFIN	MARIA S. CRUZ	SCATTER	BLANK AND VOID
		A08	A09	A10	A11	A12	A13	A14		
Leg. Dist. 23										
34	220	9	35	36	36	24	11	21	0	48
35	144	12	22	22	18	16	12	12	2	28
Leg. Dist. 23	8,596	472	1,345	1,416	1,313	999	610	829	16	1,596
Leg. Dist. 24										
1	548	15	90	93	83	79	27	45	2	114
2	244	9	41	49	53	37	9	17	0	29
3	284	14	49	45	46	44	18	24	3	41
4	0	0	0	0	0	0	0	0	0	0
5	100	7	23	14	19	11	8	8	0	10
6	132	7	23	21	24	19	9	11	0	18
7	64	6	9	7	12	7	8	9	0	6
8	156	9	31	31	23	23	11	12	0	16
9	120	13	22	15	15	12	15	14	0	14
10	36	4	7	3	5	3	5	7	0	2
11	28	1	3	2	1	4	2	3	0	12
12	364	16	65	64	56	45	26	36	0	56
13	200	7	34	38	32	30	8	23	0	28
14	20	1	4	3	2	2	4	4	0	0
15	4	0	1	1	1	1	0	0	0	0
16	52	7	6	8	9	7	6	5	0	4
17	56	1	9	12	11	10	5	6	0	2
18	52	2	8	10	7	8	0	2	0	15

CITY OF ROCHESTER  
 COMMISSIONER OF SCHOOLS  
 DEMOCRATIC PRIMARY  
 (VOTE FOR 4)  
 DETAIL

LEGISLATIVE DISTRICT OR TOWN	TOTAL VOTES	VINCE FELDER	AMY K. MALOY	BEATRIZ LEBRON	ISAIAH A. SANTIAGO	RICARDO ADAMS	JACQUELINE D. GRIFFIN	MARIA S. CRUZ	SCATTER	BLANK AND VOID
		A08	A09	A10	A11	A12	A13	A14		
Leg. Dist. 24										
19	208	5	40	37	48	27	11	21	0	19
20	12	0	2	2	2	2	1	3	0	0
21	4	0	0	0	1	0	0	0	1	2
22	0	0	0	0	0	0	0	0	0	0
23	116	8	18	20	19	15	11	12	0	13
24	124	6	21	24	18	14	10	15	0	16
25	116	9	16	19	19	15	8	12	0	18
26	64	4	4	10	13	10	8	4	0	11
27	24	0	3	6	6	3	1	3	0	2
28	20	1	1	2	2	2	1	2	0	9
29	88	3	13	16	15	13	7	9	0	12
30	44	1	8	9	8	8	2	3	0	5
31	80	6	13	16	13	9	6	5	0	12
32	164	10	35	25	27	17	17	15	0	18
33	12	1	2	1	2	0	1	3	0	2
34	32	1	7	7	5	3	4	3	0	2
Leg. Dist. 24	3,568	174	608	610	597	480	249	336	6	508
Leg. Dist. 25										
1	280	21	33	44	41	31	34	25	0	51
2	156	15	14	17	13	10	23	18	0	46
3	324	28	28	29	24	23	59	27	0	106
4	76	4	6	9	11	9	8	7	0	22

CITY OF ROCHESTER  
 COMMISSIONER OF SCHOOLS  
 DEMOCRATIC PRIMARY  
 (VOTE FOR 4)  
 DETAIL

LEGISLATIVE DISTRICT OR TOWN	TOTAL VOTES	VINCE FELDER	AMY K. MALOY	BEATRIZ LEBRON	ISAIAH A. SANTIAGO	RICARDO ADAMS	JACQUELINE D. GRIFFIN	MARIA S. CRUZ	SCATTER	BLANK AND VOID
		A08	A09	A10	A11	A12	A13	A14		
Leg. Dist. 25										
5	104	13	3	17	18	9	19	8	0	17
6	16	3	1	3	0	0	3	2	0	4
7	168	18	16	27	15	18	30	18	0	26
8	200	26	14	17	18	20	36	15	0	54
9	92	5	7	6	11	12	16	9	0	26
10	296	15	41	45	46	38	34	27	0	50
11	64	10	6	15	8	8	11	5	0	1
12	100	16	11	14	13	15	14	11	0	6
13	156	13	5	12	17	11	25	12	0	61
14	96	11	8	11	14	5	12	10	0	25
15	180	17	22	21	18	18	32	18	0	34
16	116	6	17	21	20	11	12	15	0	14
17	100	9	19	17	16	19	6	10	0	4
18	20	1	3	1	0	2	4	0	0	9
19	180	11	25	28	29	17	23	17	0	30
20	12	0	2	1	2	0	0	2	0	5
21	24	1	4	3	3	2	2	2	0	7
22	372	23	39	47	43	36	39	30	0	115
23	80	7	13	13	9	5	11	13	0	9
24	64	3	8	8	7	8	8	5	0	17
25	0	0	0	0	0	0	0	0	0	0
26	12	0	3	3	3	3	0	0	0	0
27	148	17	10	20	20	14	22	11	0	34

CITY OF ROCHESTER  
 COMMISSIONER OF SCHOOLS  
 DEMOCRATIC PRIMARY  
 (VOTE FOR 4)  
 DETAIL

LEGISLATIVE DISTRICT OR TOWN	TOTAL VOTES	VINCE FELDER	AMY K. MALOY	BEATRIZ LEBRON	ISAIAH A. SANTIAGO	RICARDO ADAMS	JACQUELINE D. GRIFFIN	MARIA S. CRUZ	SCATTER	BLANK AND VOID
		A08	A09	A10	A11	A12	A13	A14		
Leg. Dist. 25										
28	132	14	13	20	17	8	19	8	0	33
29	72	4	13	13	10	9	7	3	0	13
30	0	0	0	0	0	0	0	0	0	0
31	0	0	0	0	0	0	0	0	0	0
Leg. Dist. 25	3,640	311	384	482	446	361	509	328	0	819
Leg. Dist. 26										
1	216	18	42	35	28	22	26	25	0	20
2	88	10	15	12	15	11	9	7	0	9
3	68	7	6	8	8	8	4	8	0	19
4	100	6	15	15	15	10	9	14	0	16
5	96	5	17	14	13	12	14	13	0	8
6	60	8	11	9	7	3	10	6	0	6
7	80	5	9	10	9	8	8	12	0	19
8	52	3	6	8	8	8	8	5	0	6
9	124	8	23	18	16	17	16	15	0	11
10	120	10	24	20	18	14	12	16	0	6
11	140	16	20	14	17	6	21	15	0	31
12	68	10	11	10	8	7	7	11	0	4
13	132	8	16	19	16	8	13	18	0	34
14	216	11	39	35	28	18	25	27	0	33
15	140	12	16	16	17	15	13	15	0	36
16	60	6	12	10	7	7	7	8	0	3

CITY OF ROCHESTER  
 COMMISSIONER OF SCHOOLS  
 DEMOCRATIC PRIMARY  
 (VOTE FOR 4)  
 DETAIL

LEGISLATIVE DISTRICT OR TOWN	TOTAL VOTES	VINCE FELDER	AMY K. MALOY	BEATRIZ LEBRON	ISAIAH A. SANTIAGO	RICARDO ADAMS	JACQUELINE D. GRIFFIN	MARIA S. CRUZ	SCATTER	BLANK AND VOID
		A08	A09	A10	A11	A12	A13	A14		
Leg. Dist. 26										
17	108	10	15	9	8	9	10	9	0	38
18	32	1	6	5	4	4	2	2	0	8
19	168	8	26	33	31	22	12	16	2	18
20	80	3	13	12	14	9	3	6	0	20
21	0	0	0	0	0	0	0	0	0	0
Leg. Dist. 26	2,148	165	342	312	287	218	229	248	2	345
Leg. Dist. 27										
1	312	22	34	36	36	35	54	30	0	65
2	392	48	35	48	52	47	62	41	0	59
3	156	15	18	20	24	18	19	12	1	29
4	384	39	41	56	54	44	59	41	2	48
5	276	20	31	53	45	31	41	20	0	35
6	252	22	18	32	37	31	31	19	1	61
7	244	16	27	39	30	31	39	20	0	42
8	456	16	55	70	77	56	45	36	4	97
9	244	13	39	40	34	30	32	22	4	30
10	272	31	30	41	27	36	41	24	0	42
11	224	20	18	36	34	20	33	21	0	42
12	252	19	17	36	29	24	44	13	0	70
13	148	17	12	17	21	15	23	14	0	29
14	240	21	28	36	39	31	34	12	0	39
15	332	28	33	47	44	52	41	23	0	64

CITY OF ROCHESTER  
 COMMISSIONER OF SCHOOLS  
 DEMOCRATIC PRIMARY  
 (VOTE FOR 4)  
 DETAIL

LEGISLATIVE DISTRICT OR TOWN	TOTAL VOTES	VINCE FELDER	AMY K. MALOY	BEATRIZ LEBRON	ISAIAH A. SANTIAGO	RICARDO ADAMS	JACQUELINE D. GRIFFIN	MARIA S. CRUZ	SCATTER	BLANK AND VOID
		A08	A09	A10	A11	A12	A13	A14		
Leg. Dist. 27										
16	120	13	13	11	11	11	17	10	0	34
17	284	24	22	31	43	23	43	26	4	68
18	116	12	11	21	13	12	20	15	0	12
19	104	7	12	20	11	6	15	10	0	23
20	84	6	8	9	6	7	12	6	0	30
21	0	0	0	0	0	0	0	0	0	0
Leg. Dist. 27	4,892	409	502	699	667	560	705	415	16	919
Leg. Dist. 28										
1	20	4	2	0	2	3	5	4	0	0
2	48	5	6	1	9	8	5	7	0	7
3	80	11	9	7	8	11	12	4	1	17
4	64	8	6	9	9	9	12	6	0	5
5	152	13	19	20	22	9	24	17	0	28
6	120	13	11	13	10	10	19	10	0	34
7	40	4	6	7	5	2	5	8	0	3
8	84	8	10	8	9	8	14	10	0	17
9	48	6	2	6	7	5	4	5	0	13
10	80	9	5	10	6	4	12	7	0	27
11	56	4	7	7	8	3	10	3	0	14
12	24	3	4	2	2	1	3	2	0	7
13	100	17	8	13	14	9	17	8	0	14
14	4	0	1	1	1	0	1	0	0	0

CITY OF ROCHESTER  
 COMMISSIONER OF SCHOOLS  
 DEMOCRATIC PRIMARY  
 (VOTE FOR 4)  
 DETAIL

LEGISLATIVE DISTRICT OR TOWN	TOTAL VOTES	VINCE FELDER	AMY K. MALOY	BEATRIZ LEBRON	ISAIAH A. SANTIAGO	RICARDO ADAMS	JACQUELINE D. GRIFFIN	MARIA S. CRUZ	SCATTER	BLANK AND VOID
		A08	A09	A10	A11	A12	A13	A14		
Leg. Dist. 28										
15	0	0	0	0	0	0	0	0	0	0
16	52	5	7	9	5	4	8	8	0	6
17	28	0	5	4	3	6	0	3	0	7
18	28	2	3	4	5	4	3	4	0	3
19	24	2	2	2	3	1	5	5	0	4
20	120	12	10	24	19	11	13	10	0	21
21	344	36	30	47	50	41	66	37	0	37
22	96	11	11	8	11	10	20	14	0	11
23	96	13	11	10	13	6	12	13	0	18
24	20	3	1	5	1	3	4	3	0	0
25	8	0	2	2	2	2	0	0	0	0
26	16	4	2	2	3	1	2	1	0	1
27	0	0	0	0	0	0	0	0	0	0
Leg. Dist. 28	1,752	193	180	221	227	171	276	189	1	294
Leg. Dist. 29										
1	12	1	0	0	2	0	1	0	0	8
2	104	13	7	14	14	6	17	12	0	21
3	112	11	16	18	14	16	5	11	0	21
4	44	4	4	4	5	3	4	2	0	18
5	156	19	15	29	20	18	16	13	0	26
6	124	17	10	15	19	17	15	15	0	16
7	96	11	8	17	7	7	17	14	0	15

CITY OF ROCHESTER  
 COMMISSIONER OF SCHOOLS  
 DEMOCRATIC PRIMARY  
 (VOTE FOR 4)  
 DETAIL

LEGISLATIVE DISTRICT OR TOWN	TOTAL VOTES	VINCE FELDER	AMY K. MALOY	BEATRIZ LEBRON	ISAIAH A. SANTIAGO	RICARDO ADAMS	JACQUELINE D. GRIFFIN	MARIA S. CRUZ	SCATTER	BLANK AND VOID
		A08	A09	A10	A11	A12	A13	A14		
Leg. Dist. 29										
8	112	11	10	14	15	11	17	16	0	18
9	76	11	4	16	7	6	8	13	0	11
10	88	8	7	11	14	6	12	12	0	18
11	232	23	18	32	27	18	39	22	1	52
12	180	18	20	22	26	19	19	28	0	28
13	132	13	12	20	19	11	13	16	0	28
14	56	5	5	3	8	4	7	10	0	14
15	72	7	8	8	4	9	17	3	0	16
16	8	2	2	0	0	0	2	2	0	0
17	12	2	2	2	1	1	3	1	0	0
18	20	3	0	4	3	0	1	3	0	6
19	36	7	3	2	4	3	4	6	0	7
20	92	13	12	13	14	5	15	9	1	10
21	188	13	30	32	30	25	24	17	0	17
22	52	5	7	7	6	5	9	6	0	7
23	152	11	13	13	24	11	18	16	0	46
24	216	16	27	36	33	14	22	17	0	51
25	108	12	13	19	17	8	20	10	0	9
26	276	21	32	44	37	35	27	26	0	54
27	88	3	8	15	11	12	13	10	0	16
28	180	13	22	25	22	18	19	13	0	48
29	20	0	2	2	0	3	2	2	0	9
30	76	6	8	8	12	8	12	8	0	14



CITY OF ROCHESTER  
 COMMISSIONER OF SCHOOLS  
 DEMOCRATIC PRIMARY  
 (VOTE FOR 4)  
 DETAIL

LEGISLATIVE DISTRICT OR TOWN	TOTAL VOTES	VINCE FELDER A08	AMY K. MALOY A09	BEATRIZ LEBRON A10	ISAIAH A. SANTIAGO A11	RICARDO ADAMS A12	JACQUELINE D. GRIFFIN A13	MARIA S. CRUZ A14	SCATTER	BLANK AND VOID
Leg. Dist. 29										
31	360	29	43	42	32	21	56	40	1	96
32	36	3	3	4	4	2	6	7	0	7
Leg. Dist. 29	<u>3,516</u>	<u>331</u>	<u>371</u>	<u>491</u>	<u>451</u>	<u>322</u>	<u>460</u>	<u>380</u>	<u>3</u>	<u>707</u>
GRAND TOTAL:	<u><u>39,228</u></u>	<u><u>2,918</u></u>	<u><u>5,131</u></u>	<u><u>5,753</u></u>	<u><u>5,402</u></u>	<u><u>4,174</u></u>	<u><u>4,207</u></u>	<u><u>3,922</u></u>	<u><u>54</u></u>	<u><u>7,667</u></u>

TOWN OF BRIGHTON  
TOWN JUSTICE  
DEMOCRATIC PRIMARY

LEGISLATIVE DISTRICT OR TOWN	TOTAL VOTES	CLARK J. ZIMMERMANN, JR A01	JASON S. DIPONZIO A02	VIK VILKHU A03	SCATTER	BLANK AND VOID
Brighton						
1	110	17	44	49	0	0
2	31	2	18	10	1	0
3	23	3	5	15	0	0
4	107	10	46	51	0	0
5	119	17	31	70	0	1
6	94	15	28	50	0	1
7	36	5	12	19	0	0
8	66	14	20	32	0	0
9	81	10	39	31	0	1
10	118	6	81	30	0	1
11	57	5	12	40	0	0
12	127	12	52	63	0	0
13	68	9	13	46	0	0
14	39	5	12	22	0	0
15	52	9	17	26	0	0
16	24	1	10	13	0	0
17	66	10	29	20	0	7
18	83	9	26	47	0	1
19	67	6	36	25	0	0
20	39	2	10	27	0	0
21	76	12	19	45	0	0
22	87	8	29	47	0	3
23	87	7	46	34	0	0
24	60	15	17	27	0	1
25	77	13	27	37	0	0
26	41	2	14	25	0	0
27	72	6	27	39	0	0
28	116	19	41	56	0	0
29	23	3	5	14	0	1
30	117	24	40	48	0	5
31	88	12	21	55	0	0
32	106	24	36	46	0	0
33	77	7	19	50	0	1
34	65	4	24	35	0	2
35	88	33	20	35	0	0
36	36	4	11	18	0	3
37	71	11	10	50	0	0
38	64	10	23	31	0	0
39	45	3	13	28	0	1
40	179	21	75	83	0	0
41	46	5	17	24	0	0
42	48	4	10	34	0	0

TOWN OF BRIGHTON  
TOWN JUSTICE  
DEMOCRATIC PRIMARY

LEGISLATIVE DISTRICT OR TOWN	TOTAL VOTES	CLARK J. ZIMMERMANN, JR	JASON S. DIPONZIO	VIK VILKHU	SCATTER	BLANK AND VOID
		A01	A02	A03		
Brighton						
43	61	11	29	20	0	1
44	8	0	3	5	0	0
45	33	3	10	20	0	0
46	53	3	20	29	1	0
47	27	8	8	11	0	0
48	3	0	1	2	0	0
49	0	0	0	0	0	0
50	15	2	7	6	0	0
51	0	0	0	0	0	0
52	0	0	0	0	0	0
Brighton	<u>3,276</u>	<u>441</u>	<u>1,163</u>	<u>1,640</u>	<u>2</u>	<u>30</u>
GRAND TOTAL:	<u><u>3,276</u></u>	<u><u>441</u></u>	<u><u>1,163</u></u>	<u><u>1,640</u></u>	<u><u>2</u></u>	<u><u>30</u></u>

TOWN OF BRIGHTON  
MEMBER OF TOWN COUNCIL  
DEMOCRATIC PRIMARY  
(VOTE FOR 2)

LEGISLATIVE DISTRICT OR TOWN	TOTAL VOTES	JESUS H. SOWELL A04	RACHEL S. ROSNER A05	CHRISTOPHER K. WERNER A06	NATE SALZMAN A07	SCATTER	BLANK AND VOID
Brighton							
1	220	32	41	62	71	0	14
2	62	6	8	23	24	0	1
3	46	6	10	11	14	0	5
4	214	47	41	53	67	0	6
5	238	40	51	61	75	0	11
6	188	28	35	50	61	0	14
7	72	8	15	22	23	0	4
8	132	12	23	36	46	0	15
9	162	25	22	53	56	0	6
10	236	22	31	83	92	0	8
11	114	21	23	30	33	0	7
12	254	20	35	86	106	0	7
13	136	25	29	38	37	0	7
14	78	8	18	17	24	0	11
15	104	15	24	26	31	0	8
16	48	7	8	13	17	0	3
17	132	8	17	42	54	0	11
18	166	25	41	39	46	0	15
19	134	8	10	53	56	0	7
20	78	14	28	15	18	0	3
21	152	25	26	42	55	0	4
22	174	13	29	55	58	0	19
23	174	9	25	65	70	0	5
24	120	21	30	28	35	1	5
25	154	23	26	46	51	0	8
26	82	9	19	21	24	0	9
27	144	16	22	48	53	0	5
28	232	44	48	57	72	0	11
29	46	6	7	13	17	0	3
30	234	28	48	68	68	0	22
31	176	22	36	47	61	0	10
32	212	37	43	53	72	0	7
33	154	15	26	46	49	0	18
34	130	16	23	44	46	0	1
35	176	28	40	42	56	0	10
36	72	14	23	12	18	0	5
37	142	18	25	33	46	0	20
38	128	15	18	41	48	0	6
39	90	8	12	31	35	0	4
40	358	43	70	104	119	0	22
41	92	10	16	28	32	0	6

TOWN OF BRIGHTON  
MEMBER OF TOWN COUNCIL  
DEMOCRATIC PRIMARY  
(VOTE FOR 2)

LEGISLATIVE DISTRICT OR TOWN	TOTAL VOTES	JESUS H. SOWELL A04	RACHEL S. ROSNER A05	CHRISTOPHER K. WERNER A06	NATE SALZMAN A07	SCATTER	BLANK AND VOID
Brighton							
42	96	9	12	33	38	0	4
43	122	17	24	35	40	0	6
44	16	3	3	4	5	0	1
45	66	10	14	19	17	0	6
46	106	9	18	32	42	0	5
47	54	4	6	14	18	0	12
48	6	0	0	3	3	0	0
49	0	0	0	0	0	0	0
50	30	2	2	10	14	0	2
51	0	0	0	0	0	0	0
52	0	0	0	0	0	0	0
Brighton	<u>6,552</u>	<u>851</u>	<u>1,201</u>	<u>1,887</u>	<u>2,213</u>	<u>1</u>	<u>399</u>
GRAND TOTAL:	<u>6,552</u>	<u>851</u>	<u>1,201</u>	<u>1,887</u>	<u>2,213</u>	<u>1</u>	<u>399</u>

TOWN OF RUSH  
 MEMBER OF TOWN COUNCIL  
 (VOTE FOR 2)  
 DEMOCRATIC PRIMARY

LEGISLATIVE DISTRICT OR TOWN	TOTAL VOTES	GERALD W. KUSSE A01	SHANNON WISNOWSKI A02	PETER A. KIM-FREDELL A03	SCATTER	BLANK AND VOID
Rush						
1	94	24	21	33	1	15
2	26	5	10	9	0	2
3	112	27	21	43	1	20
4	122	27	32	45	1	17
Rush	<u>354</u>	<u>83</u>	<u>84</u>	<u>130</u>	<u>3</u>	<u>54</u>
GRAND TOTAL:	<u><u>354</u></u>	<u><u>83</u></u>	<u><u>84</u></u>	<u><u>130</u></u>	<u><u>3</u></u>	<u><u>54</u></u>

COUNTY LEGISLATOR  
4TH DISTRICT  
REPUBLICAN PRIMARY  
SUMMARY

LEGISLATIVE DISTRICT OR TOWN	TOTAL VOTES	VIRGINIA E. MCINTYRE	RITA PETTINARO	SCATTER	BLANK AND VOID
		B01	B02		
Leg. Dist. 04	0	0	0	0	0
CITY	0	0	0	0	0
Gates	758	488	269	1	0
Greece	122	66	56	0	0
TOWNS	880	554	325	1	0
GRAND TOTAL:	880	554	325	1	0

COUNTY LEGISLATOR  
4TH DISTRICT  
REPUBLICAN PRIMARY  
DETAIL

LEGISLATIVE DISTRICT OR TOWN	TOTAL VOTES	VIRGINIA E. MCINTYRE	RITA PETTINARO	SCATTER	BLANK AND VOID
		B01	B02		
Leg. Dist. 04					
1	0	0	0	0	0
Leg. Dist. 04	0	0	0	0	0
CITY	0	0	0	0	0
Gates					
1	6	6	0	0	0
3	22	12	10	0	0
4	18	16	2	0	0
5	43	31	12	0	0
7	71	49	21	1	0
8	30	13	17	0	0
10	19	16	3	0	0
12	8	8	0	0	0
14	16	4	12	0	0
15	28	17	11	0	0
17	19	7	12	0	0
18	40	19	21	0	0
19	19	12	7	0	0
21	31	22	9	0	0
22	23	13	10	0	0
23	27	19	8	0	0
24	56	41	15	0	0
25	23	17	6	0	0
26	34	18	16	0	0
27	20	12	8	0	0
28	31	19	12	0	0
29	18	8	10	0	0
30	27	19	8	0	0
31	34	22	12	0	0
32	21	19	2	0	0
34	28	16	12	0	0
35	16	8	8	0	0
37	10	9	1	0	0
39	20	16	4	0	0
Gates	758	488	269	1	0
Greece					
37	37	14	23	0	0
65	20	9	11	0	0
81	12	8	4	0	0
87	13	5	8	0	0
93	24	17	7	0	0
115	16	13	3	0	0
Greece	122	66	56	0	0



COUNTY LEGISLATOR  
4TH DISTRICT  
REPUBLICAN PRIMARY  
DETAIL

LEGISLATIVE DISTRICT OR TOWN	TOTAL VOTES	VIRGINIA E. MCINTYRE  B01	RITA PETTINARO  B02	SCATTER	BLANK AND VOID
TOWNS	880	554	325	1	0
GRAND TOTAL:	880	554	325	1	0

TOWN OF PENFIELD  
TOWN SUPERVISOR  
REPUBLICAN PRIMARY

LEGISLATIVE DISTRICT OR TOWN	TOTAL VOTES	JEFF N. LEENHOUTS	LEONARD C. MORRELL	SCATTER	BLANK AND VOID
		B01	B02		
Penfield					
1	12	11	1	0	0
2	19	13	6	0	0
3	30	17	13	0	0
4	39	20	19	0	0
5	35	29	6	0	0
6	30	25	5	0	0
7	26	21	5	0	0
8	6	4	2	0	0
9	20	15	5	0	0
10	14	9	5	0	0
11	15	14	1	0	0
12	20	9	11	0	0
13	29	20	8	0	1
14	39	24	15	0	0
15	24	11	13	0	0
16	12	11	1	0	0
17	21	11	10	0	0
18	32	10	22	0	0
19	55	34	21	0	0
20	40	27	13	0	0
21	22	11	10	1	0
22	10	6	4	0	0
23	33	24	9	0	0
24	37	25	12	0	0
25	20	11	9	0	0
26	16	11	5	0	0
27	33	19	14	0	0
28	25	16	9	0	0
29	20	14	6	0	0
30	45	37	8	0	0
31	22	19	2	0	1
32	3	3	0	0	0
33	29	13	16	0	0
34	55	51	4	0	0
35	20	14	6	0	0
36	19	16	3	0	0
37	77	56	21	0	0
38	32	24	8	0	0
39	13	7	6	0	0
40	29	18	11	0	0
41	46	32	14	0	0
42	41	23	18	0	0
43	5	3	2	0	0

TOWN OF PENFIELD  
TOWN SUPERVISOR  
REPUBLICAN PRIMARY

LEGISLATIVE DISTRICT OR TOWN	TOTAL VOTES	JEFF N. LEENHOUTS  B01	LEONARD C. MORRELL  B02	SCATTER	BLANK AND VOID
Penfield					
44	0	0	0	0	0
45	8	7	1	0	0
46	0	0	0	0	0
Penfield	<u>1,178</u>	<u>795</u>	<u>380</u>	<u>1</u>	<u>2</u>
GRAND TOTAL:	<u><u>1,178</u></u>	<u><u>795</u></u>	<u><u>380</u></u>	<u><u>1</u></u>	<u><u>2</u></u>

TOWN OF RUSH  
TOWN SUPERVISOR  
REPUBLICAN PRIMARY

LEGISLATIVE DISTRICT OR TOWN	TOTAL VOTES	KELLY A. PRUDEN  B01	DANIEL V. WOOLAVER  B02	SCATTER	BLANK AND VOID
Rush					
1	41	7	34	0	0
2	35	4	31	0	0
3	37	3	34	0	0
4	40	1	38	0	1
Rush	<u>153</u>	<u>15</u>	<u>137</u>	<u>0</u>	<u>1</u>
GRAND TOTAL:	<u><u>153</u></u>	<u><u>15</u></u>	<u><u>137</u></u>	<u><u>0</u></u>	<u><u>1</u></u>

TOWN OF WHEATLAND  
TOWN SUPERVISOR  
REPUBLICAN PRIMARY

LEGISLATIVE DISTRICT OR TOWN	TOTAL VOTES	JIM KIRCH  B01	LINDA M. DOBSON  B02	SCATTER	BLANK AND VOID
Wheatland					
1	54	31	23	0	0
2	62	35	27	0	0
3	42	22	20	0	0
4	44	28	16	0	0
5	79	58	21	0	0
Wheatland	<u>281</u>	<u>174</u>	<u>107</u>	<u>0</u>	<u>0</u>
GRAND TOTAL:	<u><u>281</u></u>	<u><u>174</u></u>	<u><u>107</u></u>	<u><u>0</u></u>	<u><u>0</u></u>

FAMILY COURT JUDGE  
WORKING FAMILIES PRIMARY  
(VOTE FOR 2)  
DETAIL

LEGISLATIVE DISTRICT OR TOWN	TOTAL VOTES	KRISTINE M. DEMO-VAZQUEZ D01	MAROUN G. AJAKA D02	MARIA J. CUBILLOS-REED D03	DANDREA L. RUHLMANN D04	SCATTER	BLANK AND VOID
Leg. Dist. 04	0	0	0	0	0	0	0
Leg. Dist. 16	0	0	0	0	0	0	0
Leg. Dist. 17	12	2	4	3	2	0	1
Leg. Dist. 21	6	0	2	2	0	0	2
Leg. Dist. 22	10	2	0	2	1	0	5
Leg. Dist. 23	34	4	13	11	3	1	2
Leg. Dist. 24	30	4	14	12	0	0	0
Leg. Dist. 25	6	3	1	0	1	1	0
Leg. Dist. 26	6	3	0	1	1	0	1
Leg. Dist. 27	8	1	2	3	0	0	2
Leg. Dist. 28	4	1	1	2	0	0	0
Leg. Dist. 29	6	0	1	3	2	0	0
CITY	122	20	38	39	10	2	13
Brighton	32	5	10	12	2	0	3
Chili	26	7	5	4	8	0	2
Clarkson	4	1	0	1	2	0	0
East Rochester	2	0	1	1	0	0	0
Gates	12	4	0	0	5	0	3
Greece	22	6	2	5	2	0	7
Hamlin	4	1	0	1	1	0	1
Henrietta	20	5	4	6	1	1	3
Irondequoit	60	11	10	18	10	0	11
Mendon	4	0	2	2	0	0	0
Ogden	4	1	0	1	2	0	0
Parma	4	2	0	2	0	0	0
Penfield	12	2	3	2	3	0	2
Perinton	82	13	8	10	12	0	39
Pittsford	42	8	9	11	9	0	5
Riga	4	1	1	2	0	0	0
Rush	0	0	0	0	0	0	0
Sweden	4	0	2	2	0	0	0
Webster	16	1	5	7	3	0	0
Wheatland	0	0	0	0	0	0	0
TOWNS	354	68	62	87	60	1	76
GRAND TOTAL:	476	88	100	126	70	3	89

FAMILY COURT JUDGE  
WORKING FAMILIES PRIMARY  
(VOTE FOR 2)  
DETAIL

LEGISLATIVE DISTRICT OR TOWN	TOTAL VOTES	KRISTINE M. DEMO-VAZQUEZ D01	MAROUN G. AJAKA D02	MARIA J. CUBILLOS-REED D03	DANDREA L. RUHLMANN D04	SCATTER	BLANK AND VOID
Leg. Dist. 04							
1	0	0	0	0	0	0	0
Leg. Dist. 04	0	0	0	0	0	0	0
Leg. Dist. 16							
1	0	0	0	0	0	0	0
Leg. Dist. 16	0	0	0	0	0	0	0
Leg. Dist. 17							
1	0	0	0	0	0	0	0
2	0	0	0	0	0	0	0
3	0	0	0	0	0	0	0
4	0	0	0	0	0	0	0
5	0	0	0	0	0	0	0
6	0	0	0	0	0	0	0
7	4	2	1	0	1	0	0
8	0	0	0	0	0	0	0
9	0	0	0	0	0	0	0
10	0	0	0	0	0	0	0
11	0	0	0	0	0	0	0
12	2	0	1	1	0	0	0
13	2	0	1	1	0	0	0
14	2	0	0	0	1	0	1
15	0	0	0	0	0	0	0
16	2	0	1	1	0	0	0
17	0	0	0	0	0	0	0
Leg. Dist. 17	12	2	4	3	2	0	1
Leg. Dist. 21							
1	0	0	0	0	0	0	0
2	0	0	0	0	0	0	0
3	0	0	0	0	0	0	0
4	0	0	0	0	0	0	0
5	0	0	0	0	0	0	0
6	0	0	0	0	0	0	0
7	0	0	0	0	0	0	0
8	0	0	0	0	0	0	0
9	0	0	0	0	0	0	0
10	0	0	0	0	0	0	0
11	0	0	0	0	0	0	0
12	0	0	0	0	0	0	0
13	0	0	0	0	0	0	0
14	0	0	0	0	0	0	0
15	4	0	1	1	0	0	2
16	0	0	0	0	0	0	0

FAMILY COURT JUDGE  
WORKING FAMILIES PRIMARY  
(VOTE FOR 2)  
DETAIL

LEGISLATIVE DISTRICT OR TOWN	TOTAL VOTES	KRISTINE M. DEMO-VAZQUEZ D01	MAROUN G. AJAKA D02	MARIA J. CUBILLOS-REED D03	DANDREA L. RUHLMANN D04	SCATTER	BLANK AND VOID
Leg. Dist. 21							
17	2	0	1	1	0	0	0
18	0	0	0	0	0	0	0
19	0	0	0	0	0	0	0
20	0	0	0	0	0	0	0
21	0	0	0	0	0	0	0
22	0	0	0	0	0	0	0
23	0	0	0	0	0	0	0
24	0	0	0	0	0	0	0
25	0	0	0	0	0	0	0
26	0	0	0	0	0	0	0
27	0	0	0	0	0	0	0
28	0	0	0	0	0	0	0
29	0	0	0	0	0	0	0
30	0	0	0	0	0	0	0
31	0	0	0	0	0	0	0
32	0	0	0	0	0	0	0
33	0	0	0	0	0	0	0
34	0	0	0	0	0	0	0
Leg. Dist. 21	6	0	2	2	0	0	2
Leg. Dist. 22							
1	0	0	0	0	0	0	0
2	0	0	0	0	0	0	0
3	0	0	0	0	0	0	0
4	0	0	0	0	0	0	0
5	0	0	0	0	0	0	0
6	0	0	0	0	0	0	0
7	2	1	0	0	0	0	1
8	0	0	0	0	0	0	0
9	0	0	0	0	0	0	0
10	0	0	0	0	0	0	0
11	0	0	0	0	0	0	0
12	0	0	0	0	0	0	0
13	0	0	0	0	0	0	0
14	0	0	0	0	0	0	0
15	0	0	0	0	0	0	0
16	0	0	0	0	0	0	0
17	0	0	0	0	0	0	0
18	0	0	0	0	0	0	0
19	0	0	0	0	0	0	0
20	2	0	0	0	1	0	1
21	0	0	0	0	0	0	0



FAMILY COURT JUDGE  
WORKING FAMILIES PRIMARY  
(VOTE FOR 2)  
DETAIL

LEGISLATIVE DISTRICT OR TOWN	TOTAL VOTES	KRISTINE M. DEMO-VAZQUEZ D01	MAROUN G. AJAKA D02	MARIA J. CUBILLOS-REED D03	DANDREA L. RUHLMANN D04	SCATTER	BLANK AND VOID
Leg. Dist. 22							
22	0	0	0	0	0	0	0
23	0	0	0	0	0	0	0
24	0	0	0	0	0	0	0
25	4	1	0	2	0	0	1
26	0	0	0	0	0	0	0
27	0	0	0	0	0	0	0
28	0	0	0	0	0	0	0
29	0	0	0	0	0	0	0
30	0	0	0	0	0	0	0
31	0	0	0	0	0	0	0
32	0	0	0	0	0	0	0
33	2	0	0	0	0	0	2
34	0	0	0	0	0	0	0
35	0	0	0	0	0	0	0
36	0	0	0	0	0	0	0
37	0	0	0	0	0	0	0
38	0	0	0	0	0	0	0
Leg. Dist. 22	10	2	0	2	1	0	5
Leg. Dist. 23							
1	0	0	0	0	0	0	0
2	0	0	0	0	0	0	0
3	0	0	0	0	0	0	0
4	0	0	0	0	0	0	0
5	0	0	0	0	0	0	0
6	0	0	0	0	0	0	0
7	0	0	0	0	0	0	0
8	0	0	0	0	0	0	0
9	2	0	1	1	0	0	0
10	0	0	0	0	0	0	0
11	0	0	0	0	0	0	0
12	2	0	1	0	0	0	1
13	0	0	0	0	0	0	0
14	2	0	1	1	0	0	0
15	2	0	1	1	0	0	0
16	0	0	0	0	0	0	0
17	4	2	0	1	1	0	0
18	0	0	0	0	0	0	0
19	0	0	0	0	0	0	0
20	0	0	0	0	0	0	0
21	0	0	0	0	0	0	0
22	0	0	0	0	0	0	0

FAMILY COURT JUDGE  
WORKING FAMILIES PRIMARY  
(VOTE FOR 2)  
DETAIL

LEGISLATIVE DISTRICT OR TOWN	TOTAL VOTES	KRISTINE M. DEMO-VAZQUEZ D01	MAROUN G. AJAKA D02	MARIA J. CUBILLOS-REED D03	DANDREA L. RUHLMANN D04	SCATTER	BLANK AND VOID
Leg. Dist. 23							
23	0	0	0	0	0	0	0
24	0	0	0	0	0	0	0
25	2	0	1	1	0	0	0
26	2	0	0	1	1	0	0
27	0	0	0	0	0	0	0
28	0	0	0	0	0	0	0
29	2	0	1	0	1	0	0
30	0	0	0	0	0	0	0
31	12	0	5	5	0	1	1
32	0	0	0	0	0	0	0
33	0	0	0	0	0	0	0
34	4	2	2	0	0	0	0
35	0	0	0	0	0	0	0
Leg. Dist. 23	<u>34</u>	<u>4</u>	<u>13</u>	<u>11</u>	<u>3</u>	<u>1</u>	<u>2</u>
Leg. Dist. 24							
1	0	0	0	0	0	0	0
2	0	0	0	0	0	0	0
3	0	0	0	0	0	0	0
4	0	0	0	0	0	0	0
5	0	0	0	0	0	0	0
6	0	0	0	0	0	0	0
7	0	0	0	0	0	0	0
8	2	1	1	0	0	0	0
9	0	0	0	0	0	0	0
10	2	0	1	1	0	0	0
11	0	0	0	0	0	0	0
12	4	1	2	1	0	0	0
13	12	2	5	5	0	0	0
14	0	0	0	0	0	0	0
15	0	0	0	0	0	0	0
16	0	0	0	0	0	0	0
17	0	0	0	0	0	0	0
18	0	0	0	0	0	0	0
19	0	0	0	0	0	0	0
20	0	0	0	0	0	0	0
21	0	0	0	0	0	0	0
22	0	0	0	0	0	0	0
23	2	0	1	1	0	0	0
24	2	0	1	1	0	0	0
25	2	0	1	1	0	0	0
26	0	0	0	0	0	0	0

FAMILY COURT JUDGE  
WORKING FAMILIES PRIMARY  
(VOTE FOR 2)  
DETAIL

LEGISLATIVE DISTRICT OR TOWN	TOTAL VOTES	KRISTINE M. DEMO-VAZQUEZ D01	MAROUN G. AJAKA D02	MARIA J. CUBILLOS-REED D03	DANDREA L. RUHLMANN D04	SCATTER	BLANK AND VOID
Leg. Dist. 24							
27	2	0	1	1	0	0	0
28	0	0	0	0	0	0	0
29	0	0	0	0	0	0	0
30	0	0	0	0	0	0	0
31	2	0	1	1	0	0	0
32	0	0	0	0	0	0	0
33	0	0	0	0	0	0	0
34	0	0	0	0	0	0	0
Leg. Dist. 24	30	4	14	12	0	0	0
Leg. Dist. 25							
1	0	0	0	0	0	0	0
2	0	0	0	0	0	0	0
3	0	0	0	0	0	0	0
4	0	0	0	0	0	0	0
5	0	0	0	0	0	0	0
6	0	0	0	0	0	0	0
7	0	0	0	0	0	0	0
8	2	1	0	0	0	1	0
9	0	0	0	0	0	0	0
10	0	0	0	0	0	0	0
11	0	0	0	0	0	0	0
12	0	0	0	0	0	0	0
13	0	0	0	0	0	0	0
14	0	0	0	0	0	0	0
15	0	0	0	0	0	0	0
16	0	0	0	0	0	0	0
17	2	1	1	0	0	0	0
18	0	0	0	0	0	0	0
19	0	0	0	0	0	0	0
20	0	0	0	0	0	0	0
21	0	0	0	0	0	0	0
22	0	0	0	0	0	0	0
23	0	0	0	0	0	0	0
24	0	0	0	0	0	0	0
25	0	0	0	0	0	0	0
26	0	0	0	0	0	0	0
27	0	0	0	0	0	0	0
28	2	1	0	0	1	0	0
29	0	0	0	0	0	0	0
30	0	0	0	0	0	0	0
31	0	0	0	0	0	0	0

FAMILY COURT JUDGE  
WORKING FAMILIES PRIMARY  
(VOTE FOR 2)  
DETAIL

LEGISLATIVE DISTRICT OR TOWN	TOTAL VOTES	KRISTINE M. DEMO-VAZQUEZ D01	MAROUN G. AJAKA D02	MARIA J. CUBILLOS-REED D03	DANDREA L. RUHLMANN D04	SCATTER	BLANK AND VOID
Leg. Dist. 25	6	3	1	0	1	1	0
Leg. Dist. 26							
1	0	0	0	0	0	0	0
2	0	0	0	0	0	0	0
3	0	0	0	0	0	0	0
4	2	1	0	0	1	0	0
5	0	0	0	0	0	0	0
6	0	0	0	0	0	0	0
7	2	1	0	0	0	0	1
8	0	0	0	0	0	0	0
9	0	0	0	0	0	0	0
10	2	1	0	1	0	0	0
11	0	0	0	0	0	0	0
12	0	0	0	0	0	0	0
13	0	0	0	0	0	0	0
14	0	0	0	0	0	0	0
15	0	0	0	0	0	0	0
16	0	0	0	0	0	0	0
17	0	0	0	0	0	0	0
18	0	0	0	0	0	0	0
19	0	0	0	0	0	0	0
20	0	0	0	0	0	0	0
21	0	0	0	0	0	0	0
Leg. Dist. 26	6	3	0	1	1	0	1
Leg. Dist. 27							
1	2	0	1	1	0	0	0
2	0	0	0	0	0	0	0
3	0	0	0	0	0	0	0
4	2	0	0	1	0	0	1
5	2	0	1	1	0	0	0
6	0	0	0	0	0	0	0
7	0	0	0	0	0	0	0
8	0	0	0	0	0	0	0
9	0	0	0	0	0	0	0
10	0	0	0	0	0	0	0
11	0	0	0	0	0	0	0
12	0	0	0	0	0	0	0
13	0	0	0	0	0	0	0
14	2	1	0	0	0	0	1
15	0	0	0	0	0	0	0
16	0	0	0	0	0	0	0
17	0	0	0	0	0	0	0

FAMILY COURT JUDGE  
WORKING FAMILIES PRIMARY  
(VOTE FOR 2)  
DETAIL

LEGISLATIVE DISTRICT OR TOWN	TOTAL VOTES	KRISTINE M. DEMO-VAZQUEZ D01	MAROUN G. AJAKA D02	MARIA J. CUBILLOS-REED D03	DANDREA L. RUHLMANN D04	SCATTER	BLANK AND VOID
Leg. Dist. 27							
18	0	0	0	0	0	0	0
19	0	0	0	0	0	0	0
20	0	0	0	0	0	0	0
21	0	0	0	0	0	0	0
Leg. Dist. 27	8	1	2	3	0	0	2
Leg. Dist. 28							
1	0	0	0	0	0	0	0
2	0	0	0	0	0	0	0
3	0	0	0	0	0	0	0
4	0	0	0	0	0	0	0
5	2	1	0	1	0	0	0
6	2	0	1	1	0	0	0
7	0	0	0	0	0	0	0
8	0	0	0	0	0	0	0
9	0	0	0	0	0	0	0
10	0	0	0	0	0	0	0
11	0	0	0	0	0	0	0
12	0	0	0	0	0	0	0
13	0	0	0	0	0	0	0
14	0	0	0	0	0	0	0
15	0	0	0	0	0	0	0
16	0	0	0	0	0	0	0
17	0	0	0	0	0	0	0
18	0	0	0	0	0	0	0
19	0	0	0	0	0	0	0
20	0	0	0	0	0	0	0
21	0	0	0	0	0	0	0
22	0	0	0	0	0	0	0
23	0	0	0	0	0	0	0
24	0	0	0	0	0	0	0
25	0	0	0	0	0	0	0
26	0	0	0	0	0	0	0
27	0	0	0	0	0	0	0
Leg. Dist. 28	4	1	1	2	0	0	0
Leg. Dist. 29							
1	0	0	0	0	0	0	0
2	0	0	0	0	0	0	0
3	0	0	0	0	0	0	0
4	0	0	0	0	0	0	0
5	0	0	0	0	0	0	0
6	0	0	0	0	0	0	0

FAMILY COURT JUDGE  
WORKING FAMILIES PRIMARY  
(VOTE FOR 2)  
DETAIL

LEGISLATIVE DISTRICT OR TOWN	TOTAL VOTES	KRISTINE M. DEMO-VAZQUEZ D01	MAROUN G. AJAKA D02	MARIA J. CUBILLOS-REED D03	DANDREA L. RUHLMANN D04	SCATTER	BLANK AND VOID
Leg. Dist. 29							
7	0	0	0	0	0	0	0
8	0	0	0	0	0	0	0
9	0	0	0	0	0	0	0
10	0	0	0	0	0	0	0
11	2	0	0	1	1	0	0
12	0	0	0	0	0	0	0
13	0	0	0	0	0	0	0
14	0	0	0	0	0	0	0
15	0	0	0	0	0	0	0
16	0	0	0	0	0	0	0
17	0	0	0	0	0	0	0
18	0	0	0	0	0	0	0
19	0	0	0	0	0	0	0
20	0	0	0	0	0	0	0
21	0	0	0	0	0	0	0
22	2	0	0	1	1	0	0
23	0	0	0	0	0	0	0
24	0	0	0	0	0	0	0
25	2	0	1	1	0	0	0
26	0	0	0	0	0	0	0
27	0	0	0	0	0	0	0
28	0	0	0	0	0	0	0
29	0	0	0	0	0	0	0
30	0	0	0	0	0	0	0
31	0	0	0	0	0	0	0
32	0	0	0	0	0	0	0
Leg. Dist. 29	<u>6</u>	<u>0</u>	<u>1</u>	<u>3</u>	<u>2</u>	<u>0</u>	<u>0</u>
CITY	122	20	38	39	10	2	13
Brighton							
1	0	0	0	0	0	0	0
2	0	0	0	0	0	0	0
3	0	0	0	0	0	0	0
4	0	0	0	0	0	0	0
5	6	1	3	2	0	0	0
6	0	0	0	0	0	0	0
7	2	0	1	1	0	0	0
8	0	0	0	0	0	0	0
9	2	0	0	0	1	0	1
10	0	0	0	0	0	0	0
11	2	0	1	1	0	0	0
12	0	0	0	0	0	0	0

FAMILY COURT JUDGE  
WORKING FAMILIES PRIMARY  
(VOTE FOR 2)  
DETAIL

LEGISLATIVE DISTRICT OR TOWN	TOTAL VOTES	KRISTINE M. DEMO-VAZQUEZ D01	MAROUN G. AJAKA D02	MARIA J. CUBILLOS-REED D03	DANDREA L. RUHLMANN D04	SCATTER	BLANK AND VOID
Brighton							
13	0	0	0	0	0	0	0
14	0	0	0	0	0	0	0
15	0	0	0	0	0	0	0
16	0	0	0	0	0	0	0
17	0	0	0	0	0	0	0
18	0	0	0	0	0	0	0
19	0	0	0	0	0	0	0
20	2	1	0	1	0	0	0
21	0	0	0	0	0	0	0
22	0	0	0	0	0	0	0
23	0	0	0	0	0	0	0
24	2	1	0	0	1	0	0
25	0	0	0	0	0	0	0
26	0	0	0	0	0	0	0
27	2	1	0	1	0	0	0
28	0	0	0	0	0	0	0
29	0	0	0	0	0	0	0
30	4	0	1	1	0	0	2
31	0	0	0	0	0	0	0
32	0	0	0	0	0	0	0
33	2	0	1	1	0	0	0
34	0	0	0	0	0	0	0
35	0	0	0	0	0	0	0
36	2	0	1	1	0	0	0
37	0	0	0	0	0	0	0
38	2	0	1	1	0	0	0
39	0	0	0	0	0	0	0
40	0	0	0	0	0	0	0
41	2	1	0	1	0	0	0
42	2	0	1	1	0	0	0
43	0	0	0	0	0	0	0
44	0	0	0	0	0	0	0
45	0	0	0	0	0	0	0
46	0	0	0	0	0	0	0
47	0	0	0	0	0	0	0
48	0	0	0	0	0	0	0
49	0	0	0	0	0	0	0
50	0	0	0	0	0	0	0
51	0	0	0	0	0	0	0
52	0	0	0	0	0	0	0
Brighton	32	5	10	12	2	0	3

FAMILY COURT JUDGE  
WORKING FAMILIES PRIMARY  
(VOTE FOR 2)  
DETAIL

LEGISLATIVE DISTRICT OR TOWN	TOTAL VOTES	KRISTINE M. DEMO-VAZQUEZ D01	MAROUN G. AJAKA D02	MARIA J. CUBILLOS-REED D03	DANDREA L. RUHLMANN D04	SCATTER	BLANK AND VOID
Chili							
1	2	0	0	0	1	0	1
2	0	0	0	0	0	0	0
3	0	0	0	0	0	0	0
4	0	0	0	0	0	0	0
5	0	0	0	0	0	0	0
6	2	0	1	1	0	0	0
7	2	1	0	0	1	0	0
8	0	0	0	0	0	0	0
9	2	1	0	0	1	0	0
10	0	0	0	0	0	0	0
11	2	1	0	0	0	0	1
12	2	0	1	0	1	0	0
13	0	0	0	0	0	0	0
14	0	0	0	0	0	0	0
15	0	0	0	0	0	0	0
16	2	1	0	0	1	0	0
17	2	1	0	0	1	0	0
18	0	0	0	0	0	0	0
19	0	0	0	0	0	0	0
20	0	0	0	0	0	0	0
21	2	0	1	1	0	0	0
22	4	0	2	2	0	0	0
23	0	0	0	0	0	0	0
24	0	0	0	0	0	0	0
25	0	0	0	0	0	0	0
26	0	0	0	0	0	0	0
27	0	0	0	0	0	0	0
28	0	0	0	0	0	0	0
29	0	0	0	0	0	0	0
30	2	1	0	0	1	0	0
31	0	0	0	0	0	0	0
32	0	0	0	0	0	0	0
33	2	1	0	0	1	0	0
34	0	0	0	0	0	0	0
35	0	0	0	0	0	0	0
Chili	<u>26</u>	<u>7</u>	<u>5</u>	<u>4</u>	<u>8</u>	<u>0</u>	<u>2</u>
Clarkson							
1	0	0	0	0	0	0	0
2	0	0	0	0	0	0	0
3	0	0	0	0	0	0	0
4	2	1	0	0	1	0	0



FAMILY COURT JUDGE  
WORKING FAMILIES PRIMARY  
(VOTE FOR 2)  
DETAIL

LEGISLATIVE DISTRICT OR TOWN	TOTAL VOTES	KRISTINE M. DEMO-VAZQUEZ D01	MAROUN G. AJAKA D02	MARIA J. CUBILLOS-REED D03	DANDREA L. RUHLMANN D04	SCATTER	BLANK AND VOID
Clarkson							
5	2	0	0	1	1	0	0
6	0	0	0	0	0	0	0
Clarkson	4	1	0	1	2	0	0
East Rochester							
1	0	0	0	0	0	0	0
2	0	0	0	0	0	0	0
3	0	0	0	0	0	0	0
4	0	0	0	0	0	0	0
5	0	0	0	0	0	0	0
6	2	0	1	1	0	0	0
7	0	0	0	0	0	0	0
East Rochester	2	0	1	1	0	0	0
Gates							
1	2	1	0	0	0	0	1
2	0	0	0	0	0	0	0
3	0	0	0	0	0	0	0
4	0	0	0	0	0	0	0
5	2	0	0	0	1	0	1
6	0	0	0	0	0	0	0
7	0	0	0	0	0	0	0
8	0	0	0	0	0	0	0
9	0	0	0	0	0	0	0
10	0	0	0	0	0	0	0
11	0	0	0	0	0	0	0
12	0	0	0	0	0	0	0
13	2	1	0	0	1	0	0
14	0	0	0	0	0	0	0
15	0	0	0	0	0	0	0
16	0	0	0	0	0	0	0
17	0	0	0	0	0	0	0
18	2	1	0	0	1	0	0
19	0	0	0	0	0	0	0
20	0	0	0	0	0	0	0
21	0	0	0	0	0	0	0
22	0	0	0	0	0	0	0
23	0	0	0	0	0	0	0
24	0	0	0	0	0	0	0
25	2	0	0	0	1	0	1
26	0	0	0	0	0	0	0
27	0	0	0	0	0	0	0
28	0	0	0	0	0	0	0

FAMILY COURT JUDGE  
WORKING FAMILIES PRIMARY  
(VOTE FOR 2)  
DETAIL

LEGISLATIVE DISTRICT OR TOWN	TOTAL VOTES	KRISTINE M. DEMO-VAZQUEZ D01	MAROUN G. AJAKA D02	MARIA J. CUBILLOS-REED D03	DANDREA L. RUHLMANN D04	SCATTER	BLANK AND VOID
Gates							
29	0	0	0	0	0	0	0
30	0	0	0	0	0	0	0
31	0	0	0	0	0	0	0
32	0	0	0	0	0	0	0
33	0	0	0	0	0	0	0
34	2	1	0	0	1	0	0
35	0	0	0	0	0	0	0
36	0	0	0	0	0	0	0
37	0	0	0	0	0	0	0
38	0	0	0	0	0	0	0
39	0	0	0	0	0	0	0
40	0	0	0	0	0	0	0
Gates	12	4	0	0	5	0	3
Greece							
1	0	0	0	0	0	0	0
2	4	0	2	2	0	0	0
3	0	0	0	0	0	0	0
4	0	0	0	0	0	0	0
5	0	0	0	0	0	0	0
6	0	0	0	0	0	0	0
7	0	0	0	0	0	0	0
8	0	0	0	0	0	0	0
9	0	0	0	0	0	0	0
10	0	0	0	0	0	0	0
11	2	1	0	1	0	0	0
12	0	0	0	0	0	0	0
13	0	0	0	0	0	0	0
14	0	0	0	0	0	0	0
15	0	0	0	0	0	0	0
16	0	0	0	0	0	0	0
17	0	0	0	0	0	0	0
18	0	0	0	0	0	0	0
19	2	1	0	0	0	0	1
20	0	0	0	0	0	0	0
21	0	0	0	0	0	0	0
22	0	0	0	0	0	0	0
23	0	0	0	0	0	0	0
24	0	0	0	0	0	0	0
25	0	0	0	0	0	0	0
26	0	0	0	0	0	0	0
27	0	0	0	0	0	0	0

FAMILY COURT JUDGE  
WORKING FAMILIES PRIMARY  
(VOTE FOR 2)  
DETAIL

LEGISLATIVE DISTRICT OR TOWN	TOTAL VOTES	KRISTINE M. DEMO-VAZQUEZ D01	MAROUN G. AJAKA D02	MARIA J. CUBILLOS-REED D03	DANDREA L. RUHLMANN D04	SCATTER	BLANK AND VOID
Greece							
28	0	0	0	0	0	0	0
29	0	0	0	0	0	0	0
30	0	0	0	0	0	0	0
31	0	0	0	0	0	0	0
32	0	0	0	0	0	0	0
33	0	0	0	0	0	0	0
34	2	0	0	0	1	0	1
35	0	0	0	0	0	0	0
36	0	0	0	0	0	0	0
37	0	0	0	0	0	0	0
38	0	0	0	0	0	0	0
39	0	0	0	0	0	0	0
40	0	0	0	0	0	0	0
41	0	0	0	0	0	0	0
42	0	0	0	0	0	0	0
43	0	0	0	0	0	0	0
44	0	0	0	0	0	0	0
45	0	0	0	0	0	0	0
46	0	0	0	0	0	0	0
47	0	0	0	0	0	0	0
48	0	0	0	0	0	0	0
49	0	0	0	0	0	0	0
50	0	0	0	0	0	0	0
51	0	0	0	0	0	0	0
52	0	0	0	0	0	0	0
53	0	0	0	0	0	0	0
54	0	0	0	0	0	0	0
55	0	0	0	0	0	0	0
56	0	0	0	0	0	0	0
57	0	0	0	0	0	0	0
58	0	0	0	0	0	0	0
59	0	0	0	0	0	0	0
60	0	0	0	0	0	0	0
61	0	0	0	0	0	0	0
62	0	0	0	0	0	0	0
63	2	1	0	1	0	0	0
64	0	0	0	0	0	0	0
65	0	0	0	0	0	0	0
66	0	0	0	0	0	0	0
67	0	0	0	0	0	0	0
68	0	0	0	0	0	0	0

FAMILY COURT JUDGE  
WORKING FAMILIES PRIMARY  
(VOTE FOR 2)  
DETAIL

LEGISLATIVE DISTRICT OR TOWN	TOTAL VOTES	KRISTINE M. DEMO-VAZQUEZ D01	MAROUN G. AJAKA D02	MARIA J. CUBILLOS-REED D03	DANDREA L. RUHLMANN D04	SCATTER	BLANK AND VOID
Greece							
69	0	0	0	0	0	0	0
70	2	0	0	1	0	0	1
71	0	0	0	0	0	0	0
72	0	0	0	0	0	0	0
73	0	0	0	0	0	0	0
74	0	0	0	0	0	0	0
75	0	0	0	0	0	0	0
76	0	0	0	0	0	0	0
77	2	1	0	0	0	0	1
78	0	0	0	0	0	0	0
79	0	0	0	0	0	0	0
80	0	0	0	0	0	0	0
81	0	0	0	0	0	0	0
82	2	1	0	0	0	0	1
83	0	0	0	0	0	0	0
84	0	0	0	0	0	0	0
85	0	0	0	0	0	0	0
86	0	0	0	0	0	0	0
87	0	0	0	0	0	0	0
88	0	0	0	0	0	0	0
89	0	0	0	0	0	0	0
90	2	0	0	0	1	0	1
91	0	0	0	0	0	0	0
92	0	0	0	0	0	0	0
93	0	0	0	0	0	0	0
94	0	0	0	0	0	0	0
95	0	0	0	0	0	0	0
96	0	0	0	0	0	0	0
97	0	0	0	0	0	0	0
98	0	0	0	0	0	0	0
99	0	0	0	0	0	0	0
100	0	0	0	0	0	0	0
101	0	0	0	0	0	0	0
102	0	0	0	0	0	0	0
103	2	1	0	0	0	0	1
104	0	0	0	0	0	0	0
105	0	0	0	0	0	0	0
106	0	0	0	0	0	0	0
107	0	0	0	0	0	0	0
108	0	0	0	0	0	0	0
109	0	0	0	0	0	0	0

FAMILY COURT JUDGE  
WORKING FAMILIES PRIMARY  
(VOTE FOR 2)  
DETAIL

LEGISLATIVE DISTRICT OR TOWN	TOTAL VOTES	KRISTINE M. DEMO-VAZQUEZ D01	MAROUN G. AJAKA D02	MARIA J. CUBILLOS-REED D03	DANDREA L. RUHLMANN D04	SCATTER	BLANK AND VOID
Greece							
110	0	0	0	0	0	0	0
111	0	0	0	0	0	0	0
112	0	0	0	0	0	0	0
113	0	0	0	0	0	0	0
114	0	0	0	0	0	0	0
115	0	0	0	0	0	0	0
116	0	0	0	0	0	0	0
117	0	0	0	0	0	0	0
118	0	0	0	0	0	0	0
	<hr/>	<hr/>	<hr/>	<hr/>	<hr/>	<hr/>	<hr/>
Greece	22	6	2	5	2	0	7
Hamlin							
1	2	1	0	1	0	0	0
2	0	0	0	0	0	0	0
3	0	0	0	0	0	0	0
4	2	0	0	0	1	0	1
5	0	0	0	0	0	0	0
6	0	0	0	0	0	0	0
7	0	0	0	0	0	0	0
8	0	0	0	0	0	0	0
9	0	0	0	0	0	0	0
10	0	0	0	0	0	0	0
	<hr/>	<hr/>	<hr/>	<hr/>	<hr/>	<hr/>	<hr/>
Hamlin	4	1	0	1	1	0	1
Henrietta							
1	0	0	0	0	0	0	0
2	2	0	1	1	0	0	0
3	0	0	0	0	0	0	0
4	0	0	0	0	0	0	0
5	0	0	0	0	0	0	0
6	2	0	0	0	1	0	1
7	0	0	0	0	0	0	0
8	0	0	0	0	0	0	0
9	0	0	0	0	0	0	0
10	0	0	0	0	0	0	0
11	0	0	0	0	0	0	0
12	0	0	0	0	0	0	0
13	0	0	0	0	0	0	0
14	0	0	0	0	0	0	0
15	0	0	0	0	0	0	0
16	0	0	0	0	0	0	0
17	0	0	0	0	0	0	0
18	0	0	0	0	0	0	0

FAMILY COURT JUDGE  
WORKING FAMILIES PRIMARY  
(VOTE FOR 2)  
DETAIL

LEGISLATIVE DISTRICT OR TOWN	TOTAL VOTES	KRISTINE M. DEMO-VAZQUEZ D01	MAROUN G. AJAKA D02	MARIA J. CUBILLOS-REED D03	DANDREA L. RUHLMANN D04	SCATTER	BLANK AND VOID
Henrietta							
19	0	0	0	0	0	0	0
20	0	0	0	0	0	0	0
21	0	0	0	0	0	0	0
22	0	0	0	0	0	0	0
23	0	0	0	0	0	0	0
24	2	0	1	1	0	0	0
25	0	0	0	0	0	0	0
26	0	0	0	0	0	0	0
27	0	0	0	0	0	0	0
28	0	0	0	0	0	0	0
29	0	0	0	0	0	0	0
30	0	0	0	0	0	0	0
31	0	0	0	0	0	0	0
32	6	1	2	2	0	1	0
33	0	0	0	0	0	0	0
34	2	1	0	0	0	0	1
35	4	2	0	1	0	0	1
36	0	0	0	0	0	0	0
37	2	1	0	1	0	0	0
Henrietta	20	5	4	6	1	1	3
Irondequoit							
1	2	0	1	1	0	0	0
2	0	0	0	0	0	0	0
3	0	0	0	0	0	0	0
4	0	0	0	0	0	0	0
5	0	0	0	0	0	0	0
6	2	0	1	1	0	0	0
7	4	1	0	2	0	0	1
8	0	0	0	0	0	0	0
9	0	0	0	0	0	0	0
10	6	2	1	2	0	0	1
11	0	0	0	0	0	0	0
12	4	2	0	0	0	0	2
13	0	0	0	0	0	0	0
14	0	0	0	0	0	0	0
15	2	0	0	1	1	0	0
16	2	0	0	1	1	0	0
17	0	0	0	0	0	0	0
18	4	1	0	1	2	0	0
19	0	0	0	0	0	0	0
20	0	0	0	0	0	0	0

FAMILY COURT JUDGE  
WORKING FAMILIES PRIMARY  
(VOTE FOR 2)  
DETAIL

LEGISLATIVE DISTRICT OR TOWN	TOTAL VOTES	KRISTINE M. DEMO-VAZQUEZ D01	MAROUN G. AJAKA D02	MARIA J. CUBILLOS-REED D03	DANDREA L. RUHLMANN D04	SCATTER	BLANK AND VOID
Irondequoit							
21	2	0	1	1	0	0	0
22	6	0	3	3	0	0	0
23	0	0	0	0	0	0	0
24	0	0	0	0	0	0	0
25	0	0	0	0	0	0	0
26	2	1	0	0	0	0	1
27	4	1	0	0	1	0	2
28	0	0	0	0	0	0	0
29	0	0	0	0	0	0	0
30	4	0	0	0	2	0	2
31	0	0	0	0	0	0	0
32	0	0	0	0	0	0	0
33	0	0	0	0	0	0	0
34	0	0	0	0	0	0	0
35	0	0	0	0	0	0	0
36	2	0	1	1	0	0	0
37	0	0	0	0	0	0	0
38	0	0	0	0	0	0	0
39	0	0	0	0	0	0	0
40	0	0	0	0	0	0	0
41	2	1	0	0	0	0	1
42	0	0	0	0	0	0	0
43	0	0	0	0	0	0	0
44	0	0	0	0	0	0	0
45	0	0	0	0	0	0	0
46	0	0	0	0	0	0	0
47	0	0	0	0	0	0	0
48	0	0	0	0	0	0	0
49	0	0	0	0	0	0	0
50	0	0	0	0	0	0	0
51	0	0	0	0	0	0	0
52	0	0	0	0	0	0	0
53	0	0	0	0	0	0	0
54	0	0	0	0	0	0	0
55	0	0	0	0	0	0	0
56	4	1	0	2	1	0	0
57	0	0	0	0	0	0	0
58	6	1	1	1	2	0	1
59	0	0	0	0	0	0	0
60	0	0	0	0	0	0	0
61	2	0	1	1	0	0	0

FAMILY COURT JUDGE  
WORKING FAMILIES PRIMARY  
(VOTE FOR 2)  
DETAIL

LEGISLATIVE DISTRICT OR TOWN	TOTAL VOTES	KRISTINE M. DEMO-VAZQUEZ D01	MAROUN G. AJAKA D02	MARIA J. CUBILLOS-REED D03	DANDREA L. RUHLMANN D04	SCATTER	BLANK AND VOID
Irondequoit							
62	0	0	0	0	0	0	0
63	0	0	0	0	0	0	0
64	0	0	0	0	0	0	0
65	0	0	0	0	0	0	0
66	0	0	0	0	0	0	0
67	0	0	0	0	0	0	0
68	0	0	0	0	0	0	0
69	0	0	0	0	0	0	0
70	0	0	0	0	0	0	0
71	0	0	0	0	0	0	0
	<u>60</u>	<u>11</u>	<u>10</u>	<u>18</u>	<u>10</u>	<u>0</u>	<u>11</u>
Irondequoit							
Mendon							
1	0	0	0	0	0	0	0
2	0	0	0	0	0	0	0
3	0	0	0	0	0	0	0
4	0	0	0	0	0	0	0
5	2	0	1	1	0	0	0
6	0	0	0	0	0	0	0
7	2	0	1	1	0	0	0
8	0	0	0	0	0	0	0
9	0	0	0	0	0	0	0
	<u>4</u>	<u>0</u>	<u>2</u>	<u>2</u>	<u>0</u>	<u>0</u>	<u>0</u>
Mendon							
Ogden							
1	0	0	0	0	0	0	0
2	0	0	0	0	0	0	0
3	0	0	0	0	0	0	0
4	0	0	0	0	0	0	0
5	0	0	0	0	0	0	0
6	0	0	0	0	0	0	0
7	0	0	0	0	0	0	0
8	0	0	0	0	0	0	0
9	0	0	0	0	0	0	0
10	0	0	0	0	0	0	0
11	0	0	0	0	0	0	0
12	0	0	0	0	0	0	0
13	0	0	0	0	0	0	0
14	0	0	0	0	0	0	0
15	2	1	0	0	1	0	0
16	0	0	0	0	0	0	0
17	2	0	0	1	1	0	0
18	0	0	0	0	0	0	0



FAMILY COURT JUDGE  
WORKING FAMILIES PRIMARY  
(VOTE FOR 2)  
DETAIL

LEGISLATIVE DISTRICT OR TOWN	TOTAL VOTES	KRISTINE M. DEMO-VAZQUEZ D01	MAROUN G. AJAKA D02	MARIA J. CUBILLOS-REED D03	DANDREA L. RUHLMANN D04	SCATTER	BLANK AND VOID
Ogden							
19	0	0	0	0	0	0	0
20	0	0	0	0	0	0	0
Ogden	4	1	0	1	2	0	0
Parma							
1	0	0	0	0	0	0	0
2	0	0	0	0	0	0	0
3	4	2	0	2	0	0	0
4	0	0	0	0	0	0	0
5	0	0	0	0	0	0	0
6	0	0	0	0	0	0	0
7	0	0	0	0	0	0	0
8	0	0	0	0	0	0	0
9	0	0	0	0	0	0	0
10	0	0	0	0	0	0	0
11	0	0	0	0	0	0	0
12	0	0	0	0	0	0	0
13	0	0	0	0	0	0	0
14	0	0	0	0	0	0	0
15	0	0	0	0	0	0	0
Parma	4	2	0	2	0	0	0
Penfield							
1	0	0	0	0	0	0	0
2	0	0	0	0	0	0	0
3	0	0	0	0	0	0	0
4	0	0	0	0	0	0	0
5	6	0	2	2	1	0	1
6	0	0	0	0	0	0	0
7	2	1	1	0	0	0	0
8	0	0	0	0	0	0	0
9	0	0	0	0	0	0	0
10	0	0	0	0	0	0	0
11	0	0	0	0	0	0	0
12	0	0	0	0	0	0	0
13	0	0	0	0	0	0	0
14	0	0	0	0	0	0	0
15	0	0	0	0	0	0	0
16	0	0	0	0	0	0	0
17	0	0	0	0	0	0	0
18	0	0	0	0	0	0	0
19	0	0	0	0	0	0	0
20	0	0	0	0	0	0	0

FAMILY COURT JUDGE  
WORKING FAMILIES PRIMARY  
(VOTE FOR 2)  
DETAIL

LEGISLATIVE DISTRICT OR TOWN	TOTAL VOTES	KRISTINE M. DEMO-VAZQUEZ D01	MAROUN G. AJAKA D02	MARIA J. CUBILLOS-REED D03	DANDREA L. RUHLMANN D04	SCATTER	BLANK AND VOID
Penfield							
21	0	0	0	0	0	0	0
22	0	0	0	0	0	0	0
23	0	0	0	0	0	0	0
24	0	0	0	0	0	0	0
25	0	0	0	0	0	0	0
26	0	0	0	0	0	0	0
27	0	0	0	0	0	0	0
28	0	0	0	0	0	0	0
29	2	0	0	0	1	0	1
30	0	0	0	0	0	0	0
31	0	0	0	0	0	0	0
32	0	0	0	0	0	0	0
33	0	0	0	0	0	0	0
34	0	0	0	0	0	0	0
35	0	0	0	0	0	0	0
36	0	0	0	0	0	0	0
37	0	0	0	0	0	0	0
38	0	0	0	0	0	0	0
39	0	0	0	0	0	0	0
40	2	1	0	0	1	0	0
41	0	0	0	0	0	0	0
42	0	0	0	0	0	0	0
43	0	0	0	0	0	0	0
44	0	0	0	0	0	0	0
45	0	0	0	0	0	0	0
46	0	0	0	0	0	0	0
Penfield	12	2	3	2	3	0	2
Perinton							
1	0	0	0	0	0	0	0
2	2	0	1	0	0	0	1
3	0	0	0	0	0	0	0
4	2	0	1	1	0	0	0
5	0	0	0	0	0	0	0
6	8	2	3	1	1	0	1
7	2	0	0	0	1	0	1
8	0	0	0	0	0	0	0
9	4	0	0	0	0	0	4
10	0	0	0	0	0	0	0
11	0	0	0	0	0	0	0
12	2	1	0	0	0	0	1
13	0	0	0	0	0	0	0

FAMILY COURT JUDGE  
WORKING FAMILIES PRIMARY  
(VOTE FOR 2)  
DETAIL

LEGISLATIVE DISTRICT OR TOWN	TOTAL VOTES	KRISTINE M. DEMO-VAZQUEZ D01	MAROUN G. AJAKA D02	MARIA J. CUBILLOS-REED D03	DANDREA L. RUHLMANN D04	SCATTER	BLANK AND VOID
Perinton							
14	0	0	0	0	0	0	0
15	0	0	0	0	0	0	0
16	0	0	0	0	0	0	0
17	2	0	0	0	0	0	2
18	2	0	0	0	0	0	2
19	6	0	0	0	3	0	3
20	0	0	0	0	0	0	0
21	4	0	1	0	1	0	2
22	2	1	0	0	1	0	0
23	6	1	0	0	0	0	5
24	0	0	0	0	0	0	0
25	2	0	1	1	0	0	0
26	0	0	0	0	0	0	0
27	0	0	0	0	0	0	0
28	0	0	0	0	0	0	0
29	0	0	0	0	0	0	0
30	0	0	0	0	0	0	0
31	2	0	0	1	1	0	0
32	0	0	0	0	0	0	0
33	0	0	0	0	0	0	0
34	4	1	0	2	1	0	0
35	0	0	0	0	0	0	0
36	2	0	1	1	0	0	0
37	0	0	0	0	0	0	0
38	4	0	0	0	0	0	4
39	0	0	0	0	0	0	0
40	0	0	0	0	0	0	0
41	0	0	0	0	0	0	0
42	2	0	0	0	1	0	1
43	8	2	0	0	1	0	5
44	0	0	0	0	0	0	0
45	0	0	0	0	0	0	0
46	0	0	0	0	0	0	0
47	0	0	0	0	0	0	0
48	2	1	0	0	0	0	1
49	0	0	0	0	0	0	0
50	0	0	0	0	0	0	0
51	0	0	0	0	0	0	0
52	2	1	0	0	1	0	0
53	0	0	0	0	0	0	0
54	2	0	0	0	0	0	2

FAMILY COURT JUDGE  
WORKING FAMILIES PRIMARY  
(VOTE FOR 2)  
DETAIL

LEGISLATIVE DISTRICT OR TOWN	TOTAL VOTES	KRISTINE M. DEMO-VAZQUEZ D01	MAROUN G. AJAKA D02	MARIA J. CUBILLOS-REED D03	DANDREA L. RUHLMANN D04	SCATTER	BLANK AND VOID
Perinton							
55	2	0	0	0	0	0	2
56	0	0	0	0	0	0	0
57	0	0	0	0	0	0	0
58	0	0	0	0	0	0	0
59	4	1	0	1	0	0	2
60	0	0	0	0	0	0	0
61	4	2	0	2	0	0	0
Perinton	82	13	8	10	12	0	39
Pittsford							
1	2	0	1	1	0	0	0
2	4	1	0	1	1	0	1
3	4	1	1	0	1	0	1
4	2	1	0	0	1	0	0
5	0	0	0	0	0	0	0
6	0	0	0	0	0	0	0
7	0	0	0	0	0	0	0
8	0	0	0	0	0	0	0
9	4	0	1	2	1	0	0
10	2	1	0	1	0	0	0
11	0	0	0	0	0	0	0
12	0	0	0	0	0	0	0
13	2	0	1	1	0	0	0
14	4	1	1	1	1	0	0
15	0	0	0	0	0	0	0
16	2	0	0	1	1	0	0
17	0	0	0	0	0	0	0
18	4	1	0	0	2	0	1
19	0	0	0	0	0	0	0
20	0	0	0	0	0	0	0
21	2	1	0	0	1	0	0
22	0	0	0	0	0	0	0
23	0	0	0	0	0	0	0
24	0	0	0	0	0	0	0
25	0	0	0	0	0	0	0
26	2	0	1	1	0	0	0
27	0	0	0	0	0	0	0
28	0	0	0	0	0	0	0
29	0	0	0	0	0	0	0
30	0	0	0	0	0	0	0
31	0	0	0	0	0	0	0
32	0	0	0	0	0	0	0

FAMILY COURT JUDGE  
WORKING FAMILIES PRIMARY  
(VOTE FOR 2)  
DETAIL

LEGISLATIVE DISTRICT OR TOWN	TOTAL VOTES	KRISTINE M. DEMO-VAZQUEZ D01	MAROUN G. AJAKA D02	MARIA J. CUBILLOS-REED D03	DANDREA L. RUHLMANN D04	SCATTER	BLANK AND VOID
Pittsford							
33	0	0	0	0	0	0	0
34	0	0	0	0	0	0	0
35	0	0	0	0	0	0	0
36	8	1	3	2	0	0	2
Pittsford	42	8	9	11	9	0	5
Riga							
1	0	0	0	0	0	0	0
2	0	0	0	0	0	0	0
3	2	0	1	1	0	0	0
4	0	0	0	0	0	0	0
5	0	0	0	0	0	0	0
6	2	1	0	1	0	0	0
Riga	4	1	1	2	0	0	0
Rush							
1	0	0	0	0	0	0	0
2	0	0	0	0	0	0	0
3	0	0	0	0	0	0	0
4	0	0	0	0	0	0	0
Rush	0	0	0	0	0	0	0
Sweden							
1	0	0	0	0	0	0	0
2	0	0	0	0	0	0	0
3	4	0	2	2	0	0	0
4	0	0	0	0	0	0	0
5	0	0	0	0	0	0	0
6	0	0	0	0	0	0	0
7	0	0	0	0	0	0	0
8	0	0	0	0	0	0	0
9	0	0	0	0	0	0	0
10	0	0	0	0	0	0	0
11	0	0	0	0	0	0	0
12	0	0	0	0	0	0	0
Sweden	4	0	2	2	0	0	0
Webster							
1	0	0	0	0	0	0	0
2	0	0	0	0	0	0	0
3	0	0	0	0	0	0	0
4	2	0	1	1	0	0	0
5	0	0	0	0	0	0	0
6	0	0	0	0	0	0	0
7	0	0	0	0	0	0	0

FAMILY COURT JUDGE  
WORKING FAMILIES PRIMARY  
(VOTE FOR 2)  
DETAIL

LEGISLATIVE DISTRICT OR TOWN	TOTAL VOTES	KRISTINE M. DEMO-VAZQUEZ D01	MAROUN G. AJAKA D02	MARIA J. CUBILLOS-REED D03	DANDREA L. RUHLMANN D04	SCATTER	BLANK AND VOID
Webster							
8	0	0	0	0	0	0	0
9	0	0	0	0	0	0	0
10	0	0	0	0	0	0	0
11	0	0	0	0	0	0	0
12	0	0	0	0	0	0	0
13	0	0	0	0	0	0	0
14	0	0	0	0	0	0	0
15	2	1	0	0	1	0	0
16	0	0	0	0	0	0	0
17	0	0	0	0	0	0	0
18	0	0	0	0	0	0	0
19	0	0	0	0	0	0	0
20	0	0	0	0	0	0	0
21	0	0	0	0	0	0	0
22	0	0	0	0	0	0	0
23	0	0	0	0	0	0	0
24	2	0	1	1	0	0	0
25	0	0	0	0	0	0	0
26	0	0	0	0	0	0	0
27	4	0	0	2	2	0	0
28	0	0	0	0	0	0	0
29	0	0	0	0	0	0	0
30	0	0	0	0	0	0	0
31	0	0	0	0	0	0	0
32	0	0	0	0	0	0	0
33	2	0	1	1	0	0	0
34	0	0	0	0	0	0	0
35	0	0	0	0	0	0	0
36	0	0	0	0	0	0	0
37	2	0	1	1	0	0	0
38	0	0	0	0	0	0	0
39	0	0	0	0	0	0	0
40	0	0	0	0	0	0	0
41	0	0	0	0	0	0	0
42	0	0	0	0	0	0	0
43	2	0	1	1	0	0	0
44	0	0	0	0	0	0	0
45	0	0	0	0	0	0	0
46	0	0	0	0	0	0	0
47	0	0	0	0	0	0	0
Webster	16	1	5	7	3	0	0

FAMILY COURT JUDGE  
WORKING FAMILIES PRIMARY  
(VOTE FOR 2)  
DETAIL

LEGISLATIVE DISTRICT OR TOWN	TOTAL VOTES	KRISTINE M. DEMO-VAZQUEZ D01	MAROUN G. AJAKA D02	MARIA J. CUBILLOS-REED D03	DANDREA L. RUHLMANN D04	SCATTER	BLANK AND VOID
Wheatland							
1	0	0	0	0	0	0	0
2	0	0	0	0	0	0	0
3	0	0	0	0	0	0	0
4	0	0	0	0	0	0	0
5	0	0	0	0	0	0	0
Wheatland	0	0	0	0	0	0	0
TOWNS	354	68	62	87	60	1	76
GRAND TOTAL:	476	88	100	126	70	3	89

TOWN OF IRONDEQUOIT  
TOWN JUSTICE  
WORKING FAMILIES PRIMARY

LEGISLATIVE DISTRICT OR TOWN	TOTAL VOTES	BRIAN P. GREEN  D05	PATRICK K. RUSSI  D06	SCATTER	BLANK AND VOID
Irondequoit					
1	1	1	0	0	0
2	0	0	0	0	0
3	0	0	0	0	0
4	0	0	0	0	0
5	0	0	0	0	0
6	1	1	0	0	0
7	2	1	1	0	0
8	0	0	0	0	0
9	0	0	0	0	0
10	3	0	3	0	0
11	0	0	0	0	0
12	2	0	0	0	2
13	0	0	0	0	0
14	0	0	0	0	0
15	1	1	0	0	0
16	1	1	0	0	0
17	0	0	0	0	0
18	2	2	0	0	0
19	0	0	0	0	0
20	0	0	0	0	0
21	1	1	0	0	0
22	3	3	0	0	0
23	0	0	0	0	0
24	0	0	0	0	0
25	0	0	0	0	0
26	1	1	0	0	0
27	2	1	1	0	0
28	0	0	0	0	0
29	0	0	0	0	0
30	2	0	2	0	0
31	0	0	0	0	0
32	0	0	0	0	0
33	0	0	0	0	0
34	0	0	0	0	0
35	0	0	0	0	0
36	1	1	0	0	0
37	0	0	0	0	0
38	0	0	0	0	0
39	0	0	0	0	0
40	0	0	0	0	0
41	1	0	1	0	0
42	0	0	0	0	0
43	0	0	0	0	0



TOWN OF IRONDEQUOIT  
TOWN JUSTICE  
WORKING FAMILIES PRIMARY

LEGISLATIVE DISTRICT OR TOWN	TOTAL VOTES	BRIAN P. GREEN  D05	PATRICK K. RUSSI  D06	SCATTER	BLANK AND VOID
Irondequoit					
44	0	0	0	0	0
45	0	0	0	0	0
46	0	0	0	0	0
47	0	0	0	0	0
48	0	0	0	0	0
49	0	0	0	0	0
50	0	0	0	0	0
51	0	0	0	0	0
52	0	0	0	0	0
53	0	0	0	0	0
54	0	0	0	0	0
55	0	0	0	0	0
56	2	2	0	0	0
57	0	0	0	0	0
58	3	1	1	0	1
59	0	0	0	0	0
60	0	0	0	0	0
61	1	1	0	0	0
62	0	0	0	0	0
63	0	0	0	0	0
64	0	0	0	0	0
65	0	0	0	0	0
66	0	0	0	0	0
67	0	0	0	0	0
68	0	0	0	0	0
69	0	0	0	0	0
70	0	0	0	0	0
71	0	0	0	0	0
Irondequoit	<u>30</u>	<u>18</u>	<u>9</u>	<u>0</u>	<u>3</u>
GRAND TOTAL:	<u><u>30</u></u>	<u><u>18</u></u>	<u><u>9</u></u>	<u><u>0</u></u>	<u><u>3</u></u>

TOWN OF PERINTON  
TOWN JUSTICE  
WORKING FAMILIES PRIAMRY  
DETAIL

LEGISLATIVE DISTRICT OR TOWN	TOTAL VOTES	GARY MULDOON	VINCENT E. MERANTE	SCATTER	BLANK AND VOID
		D05	D06		
Perinton					
1	0	0	0	0	0
2	1	1	0	0	0
3	0	0	0	0	0
4	1	1	0	0	0
5	0	0	0	0	0
6	4	4	0	0	0
7	1	0	1	0	0
8	0	0	0	0	0
9	2	0	2	0	0
10	0	0	0	0	0
11	0	0	0	0	0
12	1	0	1	0	0
13	0	0	0	0	0
14	0	0	0	0	0
15	0	0	0	0	0
16	0	0	0	0	0
17	1	0	1	0	0
18	1	0	1	0	0
19	3	0	3	0	0
20	0	0	0	0	0
21	2	1	1	0	0
22	1	1	0	0	0
23	3	0	2	0	1
24	0	0	0	0	0
25	1	1	0	0	0
26	0	0	0	0	0
27	0	0	0	0	0
28	0	0	0	0	0
29	0	0	0	0	0
30	0	0	0	0	0
31	1	1	0	0	0
32	0	0	0	0	0
33	0	0	0	0	0
34	2	2	0	0	0
35	0	0	0	0	0
36	1	1	0	0	0
37	0	0	0	0	0
38	2	0	2	0	0
39	0	0	0	0	0
40	0	0	0	0	0
41	0	0	0	0	0
42	1	0	1	0	0
43	4	0	4	0	0

TOWN OF PERINTON  
TOWN JUSTICE  
WORKING FAMILIES PRIAMRY  
DETAIL

LEGISLATIVE DISTRICT OR TOWN	TOTAL VOTES	GARY MULDOON	VINCENT E. MERANTE	SCATTER	BLANK AND VOID
		D05	D06		
Perinton					
44	0	0	0	0	0
45	0	0	0	0	0
46	0	0	0	0	0
47	0	0	0	0	0
48	1	0	1	0	0
49	0	0	0	0	0
50	0	0	0	0	0
51	0	0	0	0	0
52	1	0	1	0	0
53	0	0	0	0	0
54	1	0	1	0	0
55	1	0	1	0	0
56	0	0	0	0	0
57	0	0	0	0	0
58	0	0	0	0	0
59	2	0	2	0	0
60	0	0	0	0	0
61	2	2	0	0	0
Perinton	<u>41</u>	<u>15</u>	<u>25</u>	<u>0</u>	<u>1</u>
GRAND TOTAL:	<u><u>41</u></u>	<u><u>15</u></u>	<u><u>25</u></u>	<u><u>0</u></u>	<u><u>1</u></u>

TOWN OF PITTSFORD  
MEMBER OF TOWN COUNCIL  
WORKING FAMILIES PRIMARY  
(VOTE FOR 2)

LEGISLATIVE DISTRICT OR TOWN	TOTAL VOTES	RONALD G. BAJOREK, JR D05	GEORGE G. BUCK D06	CATHY KOSHYKAR D07	NAVEEN HAVANNAVAR D08	SCATTER	BLANK AND VOID
Pittsford							
1	2	0	0	1	1	0	0
2	4	1	1	1	1	0	0
3	4	1	1	1	1	0	0
4	2	1	1	0	0	0	0
5	0	0	0	0	0	0	0
6	0	0	0	0	0	0	0
7	0	0	0	0	0	0	0
8	0	0	0	0	0	0	0
9	4	2	2	0	0	0	0
10	2	0	0	1	1	0	0
11	0	0	0	0	0	0	0
12	0	0	0	0	0	0	0
13	2	0	0	1	1	0	0
14	4	0	0	2	2	0	0
15	0	0	0	0	0	0	0
16	2	0	0	1	1	0	0
17	0	0	0	0	0	0	0
18	4	1	1	1	1	0	0
19	0	0	0	0	0	0	0
20	0	0	0	0	0	0	0
21	2	1	1	0	0	0	0
22	0	0	0	0	0	0	0
23	0	0	0	0	0	0	0
24	0	0	0	0	0	0	0
25	0	0	0	0	0	0	0
26	2	0	0	1	1	0	0
27	0	0	0	0	0	0	0
28	0	0	0	0	0	0	0
29	0	0	0	0	0	0	0
30	0	0	0	0	0	0	0
31	0	0	0	0	0	0	0
32	0	0	0	0	0	0	0
33	0	0	0	0	0	0	0
34	0	0	0	0	0	0	0
35	0	0	0	0	0	0	0
36	8	2	2	2	2	0	0
Pittsford	<u>42</u>	<u>9</u>	<u>9</u>	<u>12</u>	<u>12</u>	<u>0</u>	<u>0</u>
GRAND TOTAL:	<u>42</u>	<u>9</u>	<u>9</u>	<u>12</u>	<u>12</u>	<u>0</u>	<u>0</u>

STATE SUPREME COURT  
7TH JUDICIAL DISTRICT  
(VOTE FOR 2)  
SUMMARY

LEGISLATIVE DISTRICT OR TOWN	TOTAL VOTES	MARGOT J GARANT	ALEX R RENZI	JOE WALDORF	ALEX R RENZI	JOE WALDORF	SCATTER	BLANK AND VOID
		DEM	REP	REP	CON	CON		
Leg. Dist. 04	0	0	0	0	0	0	0	0
Leg. Dist. 16	16	5	2	3	1	0	0	5
Leg. Dist. 17	4,054	1,402	482	364	175	149	16	1,466
Leg. Dist. 21	3,590	1,304	283	209	112	122	5	1,555
Leg. Dist. 22	2,530	947	148	107	60	63	8	1,197
Leg. Dist. 23	8,716	3,197	851	668	251	274	36	3,439
Leg. Dist. 24	4,068	1,537	362	263	119	108	22	1,657
Leg. Dist. 25	3,446	1,322	202	166	90	71	10	1,585
Leg. Dist. 26	4,098	1,109	673	524	227	222	5	1,338
Leg. Dist. 27	4,586	1,767	273	218	126	117	15	2,070
Leg. Dist. 28	2,236	759	196	174	81	72	4	950
Leg. Dist. 29	3,230	1,098	326	235	104	114	4	1,349
CITY	40,570	14,447	3,798	2,931	1,346	1,312	125	16,611
Brighton	17,098	5,826	2,271	1,756	620	579	55	5,991
Chili	12,900	2,391	3,016	2,538	1,031	1,012	20	2,892
Clarkson	2,442	356	608	522	226	213	3	514
East Rochester	2,706	682	518	437	167	147	4	751
Gates	11,438	2,111	2,739	2,314	753	738	15	2,768
Greece	32,030	5,968	7,343	6,012	2,567	2,502	42	7,596
Hamlin	3,314	459	874	727	292	302	2	658
Henrietta	17,928	4,515	3,489	2,673	1,123	1,085	28	5,015
Irondequoit	27,158	7,023	5,354	4,029	1,573	1,488	20	7,671
Mendon	5,316	1,139	1,170	934	370	367	5	1,331
Ogden	8,708	1,323	2,191	1,865	776	763	13	1,777
Parma	6,230	863	1,615	1,372	611	627	5	1,137
Penfield	21,182	4,979	4,467	3,782	1,300	1,295	30	5,329
Perinton	28,260	7,113	5,770	4,777	1,620	1,623	51	7,306
Pittsford	17,534	4,588	3,675	3,010	820	839	49	4,553
Riga	2,798	355	755	666	268	270	1	483
Rush	2,700	515	601	539	243	215	3	584
Sweden	3,926	798	803	688	329	330	11	967
Webster	20,718	4,206	4,723	3,938	1,517	1,498	17	4,819
Wheatland	2,612	448	543	461	248	241	1	670
TOWNS	246,998	55,658	52,525	43,040	16,454	16,134	375	62,812
GRAND TOTAL:	<u>287,568</u>	<u>70,105</u>	<u>56,323</u>	<u>45,971</u>	<u>17,800</u>	<u>17,446</u>	<u>500</u>	<u>79,423</u>

STATE SUPREME COURT  
7TH JUDICIAL DISTRICT  
(VOTE FOR 2)  
DETAIL

LEGISLATIVE DISTRICT OR TOWN	TOTAL VOTES	MARGOT J GARANT	ALEX R RENZI	JOE WALDORF	ALEX R RENZI	JOE WALDORF	SCATTER	BLANK AND VOID
		DEM	REP	REP	CON	CON		
Leg. Dist. 04								
1	0	0	0	0	0	0	0	0
Leg. Dist. 04	0	0	0	0	0	0	0	0
Leg. Dist. 16								
1	16	5	2	3	1	0	0	5
Leg. Dist. 16	16	5	2	3	1	0	0	5
Leg. Dist. 17								
1	198	82	13	11	7	7	2	76
2	88	32	4	6	4	3	0	39
3	22	6	3	3	1	1	2	6
4	360	139	32	24	9	5	2	149
5	94	34	10	8	5	5	0	32
6	132	46	13	8	10	10	0	45
7	366	136	36	26	11	14	1	142
8	34	12	2	3	1	2	0	14
9	16	5	2	2	1	1	0	5
10	156	50	14	15	12	9	0	56
11	352	118	44	34	8	8	2	138
12	580	194	71	50	37	26	2	200
13	310	98	52	40	9	9	1	101
14	480	144	79	62	20	20	2	153
15	522	180	71	48	23	14	0	186
16	270	98	31	19	15	13	2	92
17	74	28	5	5	2	2	0	32
Leg. Dist. 17	4,054	1,402	482	364	175	149	16	1,466
Leg. Dist. 21								
1	134	42	14	9	7	8	0	54
2	128	45	13	10	2	3	0	55
3	138	55	8	6	0	1	0	68
4	162	61	15	9	2	4	0	71
5	68	28	4	3	2	3	0	28
6	208	76	18	15	6	9	0	84
7	62	16	9	8	3	2	0	24
8	318	126	21	13	6	7	1	144
9	216	83	14	12	8	9	0	90
10	128	43	12	7	2	5	0	59
11	52	20	2	4	1	2	0	23
12	154	54	9	7	6	7	0	71
13	170	65	8	4	2	3	0	88
14	196	68	18	12	10	9	1	78
15	126	53	6	7	3	2	0	55
16	98	38	8	6	1	0	2	43
17	84	30	8	6	1	2	0	37

STATE SUPREME COURT  
7TH JUDICIAL DISTRICT  
(VOTE FOR 2)  
DETAIL

LEGISLATIVE DISTRICT OR TOWN	TOTAL VOTES	MARGOT J GARANT	ALEX R RENZI	JOE WALDORF	ALEX R RENZI	JOE WALDORF	SCATTER	BLANK AND VOID
		DEM	REP	REP	CON	CON		
18	86	28	10	6	6	5	0	31
19	22	8	1	1	2	1	1	8
20	20	8	0	0	1	1	0	10
21	70	20	9	6	0	1	0	34
22	164	57	14	14	5	3	0	71
23	122	48	4	2	7	7	0	54
24	62	23	4	3	3	2	0	27
25	190	74	21	15	9	6	0	65
26	6	2	1	1	0	0	0	2
27	14	5	0	0	1	2	0	6
28	16	3	1	1	3	3	0	5
29	58	25	1	1	3	3	0	25
30	4	2	0	0	0	0	0	2
31	144	42	20	14	5	3	0	60
32	0	0	0	0	0	0	0	0
33	114	36	10	6	4	8	0	50
34	56	20	0	1	1	1	0	33
Leg. Dist. 21	3,590	1,304	283	209	112	122	5	1,555
Leg. Dist. 22								
1	136	44	8	5	5	5	0	69
2	18	6	2	1	0	0	0	9
3	120	39	5	3	2	2	0	69
4	90	28	1	3	2	1	2	53
5	62	23	1	1	0	0	0	37
6	84	34	5	3	1	4	0	37
7	32	10	2	0	3	2	0	15
8	102	40	8	6	1	3	0	44
9	56	22	2	2	1	0	0	29
10	90	37	4	4	0	1	0	44
11	174	74	4	3	2	4	0	87
12	86	32	6	4	1	0	0	43
13	58	21	5	5	0	3	0	24
14	84	30	3	3	2	1	0	45
15	22	9	3	1	0	1	0	8
16	42	14	2	2	1	0	0	23
17	32	14	1	1	0	2	0	14
18	38	13	1	1	3	1	0	19
19	26	11	1	0	0	0	0	14
20	136	53	2	1	3	5	0	72
21	50	17	3	1	1	1	0	27
22	90	32	4	5	2	1	0	46
23	66	25	2	0	3	0	1	35
24	22	10	0	0	0	1	1	10

STATE SUPREME COURT  
7TH JUDICIAL DISTRICT  
(VOTE FOR 2)  
DETAIL

LEGISLATIVE DISTRICT OR TOWN	TOTAL VOTES	MARGOT J GARANT	ALEX R RENZI	JOE WALDORF	ALEX R RENZI	JOE WALDORF	SCATTER	BLANK AND VOID
		DEM	REP	REP	CON	CON		
25	326	117	39	24	12	15	0	119
26	132	52	11	8	3	2	2	54
27	112	48	5	6	0	1	0	52
28	14	5	0	0	1	1	0	7
29	0	0	0	0	0	0	0	0
30	38	15	2	3	3	0	0	15
31	0	0	0	0	0	0	0	0
32	0	0	0	0	0	0	0	0
33	86	34	7	4	5	5	2	29
34	70	26	7	5	1	0	0	31
35	0	0	0	0	0	0	0	0
36	6	1	1	1	1	0	0	2
37	26	9	1	1	1	1	0	13
38	4	2	0	0	0	0	0	2
Leg. Dist. 22	2,530	947	148	107	60	63	8	1,197
Leg. Dist. 23								
1	150	54	20	13	6	7	0	50
2	190	73	14	15	7	5	2	74
3	170	71	13	9	2	6	3	66
4	460	171	46	35	17	14	4	173
5	120	43	13	8	2	2	1	51
6	144	45	21	17	7	6	0	48
7	328	121	29	23	6	9	3	137
8	284	112	22	17	6	10	0	117
9	204	70	22	16	9	9	0	78
10	224	83	26	17	3	2	2	91
11	292	104	34	22	5	4	1	122
12	426	143	52	35	21	20	1	154
13	286	101	30	22	9	10	0	114
14	232	92	22	13	5	5	0	95
15	216	71	25	25	5	4	2	84
16	390	128	45	30	15	19	0	153
17	382	137	40	32	13	16	0	144
18	296	94	33	27	11	8	0	123
19	220	77	31	25	5	7	0	75
20	244	92	19	14	4	7	1	107
21	20	7	2	3	1	2	0	5
22	0	0	0	0	0	0	0	0
23	8	2	1	0	2	1	0	2
24	0	0	0	0	0	0	0	0
25	300	110	25	19	12	13	1	120
26	272	111	17	22	7	10	0	105
27	316	112	37	34	7	7	2	117



STATE SUPREME COURT  
7TH JUDICIAL DISTRICT  
(VOTE FOR 2)  
DETAIL

LEGISLATIVE DISTRICT OR TOWN	TOTAL VOTES	MARGOT J GARANT	ALEX R RENZI	JOE WALDORF	ALEX R RENZI	JOE WALDORF	SCATTER	BLANK AND VOID
		DEM	REP	REP	CON	CON		
28	480	180	48	43	12	15	0	182
29	176	71	8	7	4	6	2	78
30	384	153	32	24	6	11	3	155
31	438	163	38	30	8	12	4	183
32	352	125	28	28	15	12	0	144
33	292	113	27	23	7	5	2	115
34	258	105	16	8	8	7	2	112
35	162	63	15	12	4	3	0	65
Leg. Dist. 23	8,716	3,197	851	668	251	274	36	3,439
Leg. Dist. 24								
1	474	175	49	35	12	10	2	191
2	248	94	27	24	4	4	0	95
3	274	103	14	19	12	9	2	115
4	0	0	0	0	0	0	0	0
5	134	52	13	7	7	6	1	48
6	166	70	13	10	6	1	0	66
7	122	42	16	11	7	6	0	40
8	244	78	30	22	12	10	1	91
9	190	67	21	8	8	12	2	72
10	58	18	6	6	0	1	0	27
11	36	13	1	2	1	1	0	18
12	320	137	20	19	3	4	1	136
13	314	122	21	10	8	10	5	138
14	28	10	3	2	3	1	0	9
15	20	9	1	1	0	0	0	9
16	38	16	2	0	1	1	0	18
17	68	30	4	3	0	3	0	28
18	102	44	3	4	2	2	2	45
19	156	50	19	12	6	7	0	62
20	16	7	1	1	0	0	0	7
21	2	0	1	1	0	0	0	0
22	2	1	0	0	0	0	0	1
23	134	53	13	9	2	1	1	55
24	164	67	6	7	3	1	1	79
25	128	47	12	5	4	3	1	56
26	50	20	4	0	0	0	2	24
27	24	12	1	0	0	0	0	11
28	28	12	3	1	0	0	0	12
29	114	42	12	10	0	1	0	49
30	48	22	2	2	1	2	0	19
31	116	48	9	7	2	0	0	50
32	198	60	28	20	13	11	1	65
33	30	8	4	3	2	1	0	12

STATE SUPREME COURT  
7TH JUDICIAL DISTRICT  
(VOTE FOR 2)  
DETAIL

LEGISLATIVE DISTRICT OR TOWN	TOTAL VOTES	MARGOT J GARANT	ALEX R RENZI	JOE WALDORF	ALEX R RENZI	JOE WALDORF	SCATTER	BLANK AND VOID
		DEM	REP	REP	CON	CON		
34	22	8	3	2	0	0	0	9
Leg. Dist. 24	4,068	1,537	362	263	119	108	22	1,657
Leg. Dist. 25								
1	294	111	24	21	11	7	0	120
2	148	61	9	2	3	1	0	72
3	252	95	13	10	7	5	0	122
4	72	31	3	1	1	2	1	33
5	124	54	2	1	0	1	0	66
6	32	13	0	2	1	0	0	16
7	176	72	6	5	4	5	1	83
8	162	65	3	4	4	2	0	84
9	62	29	2	1	1	0	0	29
10	204	82	15	13	3	3	0	88
11	68	31	4	0	0	0	0	33
12	90	37	2	3	1	2	0	45
13	124	48	4	2	3	2	0	65
14	88	36	3	0	5	0	0	44
15	188	71	9	8	5	5	0	90
16	136	43	19	19	2	2	0	51
17	114	31	17	13	7	5	0	41
18	12	6	1	0	0	0	0	5
19	182	73	8	7	4	5	0	85
20	14	7	0	0	0	0	2	5
21	60	18	10	8	1	2	0	21
22	324	119	24	18	9	7	3	144
23	82	24	6	10	3	6	2	31
24	46	19	0	3	0	1	0	23
25	0	0	0	0	0	0	0	0
26	16	4	5	4	0	0	1	2
27	124	43	1	1	9	4	0	66
28	144	57	8	8	2	1	0	68
29	98	38	4	2	4	3	0	47
30	6	2	0	0	0	0	0	4
31	4	2	0	0	0	0	0	2
Leg. Dist. 25	3,446	1,322	202	166	90	71	10	1,585
Leg. Dist. 26								
1	466	121	74	64	34	35	0	138
2	126	33	22	17	9	8	0	37
3	144	48	20	13	2	3	0	58
4	190	39	39	31	12	10	0	59
5	174	48	33	23	8	10	0	52
6	138	42	22	16	8	8	1	41
7	216	62	29	19	12	7	0	87

STATE SUPREME COURT  
7TH JUDICIAL DISTRICT  
(VOTE FOR 2)  
DETAIL

LEGISLATIVE DISTRICT OR TOWN	TOTAL VOTES	MARGOT J GARANT	ALEX R RENZI	JOE WALDORF	ALEX R RENZI	JOE WALDORF	SCATTER	BLANK AND VOID
		DEM	REP	REP	CON	CON		
8	94	28	13	15	5	5	0	28
9	206	54	35	33	9	8	0	67
10	270	67	46	31	23	18	0	85
11	296	76	41	28	28	24	0	99
12	194	47	32	23	18	17	0	57
13	178	52	34	24	3	6	2	57
14	432	102	99	69	16	23	1	122
15	226	60	30	29	15	11	0	81
16	90	36	8	5	2	1	0	38
17	170	51	19	24	5	6	1	64
18	74	21	11	8	4	4	0	26
19	260	72	45	36	7	9	0	91
20	154	50	21	16	7	9	0	51
21	0	0	0	0	0	0	0	0
Leg. Dist. 26	4,098	1,109	673	524	227	222	5	1,338
Leg. Dist. 27								
1	288	98	17	18	16	10	0	129
2	350	135	26	22	8	11	2	146
3	176	68	15	14	5	4	0	70
4	288	111	16	12	12	7	1	129
5	274	111	12	11	4	8	0	128
6	212	81	8	7	5	1	0	110
7	264	92	29	17	8	7	1	110
8	316	132	17	12	1	3	2	149
9	290	104	30	26	9	8	0	113
10	286	119	16	11	5	10	1	124
11	172	64	9	8	11	8	1	71
12	214	81	8	6	6	4	0	109
13	144	58	9	6	3	4	0	64
14	226	97	11	5	1	2	0	110
15	274	114	7	8	10	9	1	125
16	184	66	8	8	3	2	5	92
17	276	107	8	7	5	6	1	142
18	128	51	7	2	3	4	0	61
19	140	48	12	12	8	5	0	55
20	84	30	8	6	3	4	0	33
21	0	0	0	0	0	0	0	0
Leg. Dist. 27	4,586	1,767	273	218	126	117	15	2,070
Leg. Dist. 28								
1	30	7	5	7	3	2	0	6
2	82	34	3	4	3	4	0	34
3	116	26	20	14	3	4	0	49
4	98	32	11	13	1	1	0	40

STATE SUPREME COURT  
7TH JUDICIAL DISTRICT  
(VOTE FOR 2)  
DETAIL

LEGISLATIVE DISTRICT OR TOWN	TOTAL VOTES	MARGOT J GARANT	ALEX R RENZI	JOE WALDORF	ALEX R RENZI	JOE WALDORF	SCATTER	BLANK AND VOID
		DEM	REP	REP	CON	CON		
5	210	63	30	27	10	7	0	73
6	118	41	6	9	4	2	1	55
7	36	13	2	3	3	1	0	14
8	80	28	6	3	5	5	0	33
9	74	27	8	7	2	3	0	27
10	88	25	12	9	4	2	0	36
11	120	38	9	11	7	6	0	49
12	48	19	2	1	4	4	0	18
13	128	38	11	6	4	5	0	64
14	6	1	2	2	1	0	0	0
15	0	0	0	0	0	0	0	0
16	54	23	2	2	2	1	0	24
17	30	12	2	1	0	0	0	15
18	54	19	0	0	1	1	0	33
19	40	13	3	2	1	0	0	21
20	156	54	14	15	3	5	0	65
21	354	141	11	8	7	6	1	180
22	166	58	17	16	6	7	2	60
23	84	21	14	8	6	5	0	30
24	20	9	1	2	1	0	0	7
25	10	4	1	1	0	0	0	4
26	34	13	4	3	0	1	0	13
27	0	0	0	0	0	0	0	0
Leg. Dist. 28	2,236	759	196	174	81	72	4	950
Leg. Dist. 29								
1	14	6	1	1	0	0	0	6
2	168	51	15	9	4	7	1	81
3	116	41	11	8	2	2	1	51
4	48	16	6	4	3	4	0	15
5	146	50	13	11	10	8	0	54
6	122	45	7	7	5	3	0	55
7	70	28	1	3	1	1	0	36
8	136	45	16	11	3	5	0	56
9	44	13	6	4	1	1	0	19
10	74	24	7	4	2	2	0	35
11	178	63	14	12	3	4	0	82
12	124	51	4	5	1	1	0	62
13	84	24	14	10	1	1	0	34
14	58	24	2	2	2	1	0	27
15	58	19	1	2	0	1	0	35
16	4	0	0	0	0	0	0	4
17	28	9	2	2	1	1	0	13
18	14	4	2	2	0	0	0	6

STATE SUPREME COURT  
7TH JUDICIAL DISTRICT  
(VOTE FOR 2)  
DETAIL

LEGISLATIVE DISTRICT OR TOWN	TOTAL VOTES	MARGOT J GARANT	ALEX R RENZI	JOE WALDORF	ALEX R RENZI	JOE WALDORF	SCATTER	BLANK AND VOID
		DEM	REP	REP	CON	CON		
19	26	9	1	1	1	0	0	14
20	62	25	4	1	1	1	0	30
21	212	67	29	19	9	11	2	75
22	62	20	5	2	5	5	0	25
23	156	47	25	19	5	10	0	50
24	146	57	16	12	4	2	0	55
25	108	37	7	5	5	6	0	48
26	264	86	40	22	12	11	0	93
27	126	46	17	10	2	3	0	48
28	180	59	18	14	9	10	0	70
29	12	6	0	0	0	0	0	6
30	64	28	5	4	2	4	0	21
31	290	86	30	23	9	8	0	134
32	36	12	7	6	1	1	0	9
Leg. Dist. 29	3,230	1,098	326	235	104	114	4	1,349
CITY	40,570	14,447	3,798	2,931	1,346	1,312	125	16,611
Brighton								
1	474	182	53	37	21	16	2	163
2	274	79	41	36	15	15	1	87
3	148	51	21	16	6	5	0	49
4	454	165	60	41	9	12	0	167
5	448	172	43	33	9	8	3	180
6	556	188	83	59	18	14	0	194
7	322	99	39	36	15	16	4	113
8	404	105	84	61	15	10	0	129
9	388	141	48	33	16	13	2	135
10	498	172	66	46	19	17	1	177
11	508	182	54	41	26	19	0	186
12	560	194	64	47	20	22	1	212
13	314	107	48	41	8	9	0	101
14	282	106	31	24	4	10	0	107
15	352	125	43	31	16	13	0	124
16	266	68	53	45	15	11	0	74
17	242	92	28	16	5	7	0	94
18	366	144	34	29	8	8	1	142
19	292	100	31	27	12	12	0	110
20	242	92	27	25	2	2	2	92
21	342	127	31	25	11	9	2	137
22	444	149	58	42	18	18	1	158
23	334	119	46	31	12	6	0	120
24	456	134	67	64	22	20	0	149
25	374	137	42	35	8	9	1	142

STATE SUPREME COURT  
7TH JUDICIAL DISTRICT  
(VOTE FOR 2)  
DETAIL

LEGISLATIVE DISTRICT OR TOWN	TOTAL VOTES	MARGOT J GARANT	ALEX R RENZI	JOE WALDORF	ALEX R RENZI	JOE WALDORF	SCATTER	BLANK AND VOID
		DEM	REP	REP	CON	CON		
26	270	80	49	43	11	9	0	78
27	314	105	54	40	5	9	0	101
28	484	165	77	51	15	11	1	164
29	214	62	45	30	5	7	0	65
30	676	230	75	69	20	20	1	261
31	392	147	39	28	15	14	6	143
32	482	163	66	43	24	23	2	161
33	438	152	58	51	15	12	2	148
34	424	129	72	56	16	17	0	134
35	336	132	36	21	14	11	0	122
36	232	87	17	20	11	13	2	82
37	394	127	59	46	14	15	0	133
38	382	129	41	29	27	23	0	133
39	352	105	57	46	20	18	0	106
40	704	243	93	74	18	10	10	256
41	342	122	40	31	8	15	7	119
42	154	51	25	15	9	8	0	46
43	318	91	52	46	12	9	0	108
44	90	26	14	12	4	4	0	30
45	198	60	30	25	8	7	0	68
46	256	96	29	26	6	7	0	92
47	188	59	30	18	6	9	2	64
48	26	5	6	6	2	2	0	5
49	0	0	0	0	0	0	0	0
50	84	29	12	7	4	4	1	27
51	8	1	0	2	1	1	0	3
52	0	0	0	0	0	0	0	0
Brighton Chili	17,098	5,826	2,271	1,756	620	579	55	5,991
1	284	42	61	55	35	35	0	56
2	508	61	138	110	50	54	0	95
3	444	98	84	65	34	31	0	132
4	250	38	72	50	21	18	0	51
5	344	58	81	75	29	24	0	77
6	342	51	86	74	34	34	2	61
7	212	58	36	32	10	15	0	61
8	360	52	90	68	32	34	0	84
9	408	82	94	84	30	26	1	91
10	206	34	48	37	22	19	0	46
11	454	82	103	84	41	41	0	103
12	364	66	92	74	30	29	1	72
13	568	84	150	124	52	39	0	119
14	420	67	98	84	47	47	0	77

STATE SUPREME COURT  
7TH JUDICIAL DISTRICT  
(VOTE FOR 2)  
DETAIL

LEGISLATIVE DISTRICT OR TOWN	TOTAL VOTES	MARGOT J GARANT	ALEX R RENZI	JOE WALDORF	ALEX R RENZI	JOE WALDORF	SCATTER	BLANK AND VOID
		DEM	REP	REP	CON	CON		
15	302	60	71	56	22	24	1	68
16	784	138	203	179	49	48	3	164
17	1,068	194	269	230	78	87	2	208
18	366	53	104	89	24	23	0	73
19	306	57	75	67	22	16	1	68
20	522	121	114	83	42	40	1	121
21	252	46	57	56	15	14	1	63
22	420	116	66	63	19	24	1	131
23	308	67	65	57	22	23	0	74
24	722	156	145	135	59	55	0	172
25	262	66	51	38	15	16	0	76
26	480	62	122	101	51	56	0	88
27	322	57	72	58	32	29	0	74
28	280	65	62	48	16	15	1	73
29	292	57	59	50	26	28	2	70
30	146	34	35	33	4	5	0	35
31	398	87	94	81	24	23	1	88
32	364	69	78	65	28	26	2	96
33	48	3	12	10	8	7	0	8
34	64	6	20	16	5	4	0	13
35	30	4	9	7	3	3	0	4
Chili	12,900	2,391	3,016	2,538	1,031	1,012	20	2,892
Clarkson								
1	594	85	158	142	44	49	0	116
2	50	4	17	15	4	3	0	7
3	306	64	56	61	26	26	1	72
4	582	56	176	146	52	46	0	106
5	636	100	146	117	70	61	1	141
6	274	47	55	41	30	28	1	72
Clarkson	2,442	356	608	522	226	213	3	514
East Rochester								
1	360	86	71	55	27	23	1	97
2	400	105	75	63	23	20	0	114
3	450	90	106	88	33	31	2	100
4	294	78	53	47	14	10	0	92
5	318	90	58	57	19	16	1	77
6	514	138	81	69	32	27	0	167
7	370	95	74	58	19	20	0	104
East Rochester	2,706	682	518	437	167	147	4	751
Gates								
1	148	33	28	28	10	9	1	39
2	328	52	84	73	20	17	0	82
3	282	53	68	57	12	11	3	78

STATE SUPREME COURT  
7TH JUDICIAL DISTRICT  
(VOTE FOR 2)  
DETAIL

LEGISLATIVE DISTRICT OR TOWN	TOTAL VOTES	MARGOT J GARANT	ALEX R RENZI	JOE WALDORF	ALEX R RENZI	JOE WALDORF	SCATTER	BLANK AND VOID
		DEM	REP	REP	CON	CON		
4	328	56	80	69	18	20	3	82
5	426	89	97	82	29	28	0	101
6	336	74	75	56	18	24	0	89
7	820	132	223	176	60	60	0	169
8	274	38	80	68	18	19	0	51
9	296	69	62	57	7	11	0	90
10	220	43	45	40	19	19	2	52
11	232	55	42	46	13	9	0	67
12	68	13	15	15	6	5	0	14
13	276	61	57	49	15	13	0	81
14	214	31	61	41	13	9	0	59
15	464	84	105	88	24	20	0	143
16	300	66	67	54	18	20	2	73
17	278	45	64	54	20	16	1	78
18	436	56	116	101	40	42	0	81
19	336	57	82	70	27	26	0	74
20	120	25	30	20	10	6	0	29
21	312	53	82	60	14	11	0	92
22	270	65	48	49	20	16	1	71
23	332	64	75	61	22	25	0	85
24	770	148	180	137	56	55	0	194
25	202	33	56	43	15	13	2	40
26	448	70	129	113	28	33	0	75
27	396	84	86	63	26	31	0	106
28	252	47	70	58	12	9	0	56
29	292	58	53	55	23	21	0	82
30	216	31	61	49	20	16	0	39
31	288	45	72	71	16	18	0	66
32	294	58	71	69	22	29	0	45
33	118	31	20	19	7	6	0	35
34	280	39	72	69	18	18	0	64
35	214	36	50	44	19	16	0	49
36	96	17	19	17	8	8	0	27
37	56	5	19	16	2	3	0	11
38	156	32	39	32	11	8	0	34
39	196	44	40	36	13	11	0	52
40	68	19	16	9	4	7	0	13
Gates	11,438	2,111	2,739	2,314	753	738	15	2,768
Greece								
1	286	55	59	53	22	24	2	71
2	402	56	99	86	44	42	0	75
3	194	35	42	36	14	16	0	51
4	224	46	44	38	17	13	0	66



STATE SUPREME COURT  
7TH JUDICIAL DISTRICT  
(VOTE FOR 2)  
DETAIL

LEGISLATIVE DISTRICT OR TOWN	TOTAL VOTES	MARGOT J GARANT	ALEX R RENZI	JOE WALDORF	ALEX R RENZI	JOE WALDORF	SCATTER	BLANK AND VOID
		DEM	REP	REP	CON	CON		
5	182	46	35	29	14	11	0	47
6	168	42	31	26	9	5	0	55
7	222	48	36	32	22	18	0	66
8	196	38	44	34	17	15	0	48
9	214	51	35	32	16	13	0	67
10	194	35	43	34	16	20	0	46
11	104	23	26	16	2	6	0	31
12	130	25	30	19	11	10	0	35
13	232	46	50	43	18	16	0	59
14	164	48	29	25	8	7	0	47
15	260	37	60	48	27	31	2	55
16	210	44	42	40	17	22	0	45
17	392	71	95	87	30	26	0	83
18	312	60	76	61	20	25	1	69
19	240	58	51	33	13	9	0	76
20	218	45	44	34	18	17	0	60
21	270	60	43	35	28	29	0	75
22	198	48	37	31	16	11	0	55
23	358	69	88	67	26	27	0	81
24	408	70	113	94	28	21	0	82
25	206	46	41	33	12	11	0	63
26	178	26	38	31	18	16	0	49
27	440	67	118	94	33	31	1	96
28	366	56	92	76	35	31	0	76
29	250	50	59	50	15	13	0	63
30	168	34	39	31	8	9	1	46
31	224	37	51	44	20	17	0	55
32	202	48	36	36	14	21	0	47
33	336	54	89	68	27	33	0	65
34	388	70	86	76	35	26	0	95
35	290	60	55	42	32	29	2	70
36	322	67	80	55	22	24	0	74
37	212	37	54	45	21	19	2	34
38	172	33	35	29	23	20	0	32
39	172	38	32	24	18	19	1	40
40	194	39	37	34	16	14	1	53
41	306	59	68	54	27	27	1	70
42	236	44	55	48	14	21	0	54
43	354	70	72	63	33	29	0	87
44	436	84	91	76	38	38	0	109
45	462	63	133	109	33	37	0	87
46	158	41	25	19	13	14	1	45
47	286	56	62	57	19	23	0	69
48	164	34	34	28	8	10	0	50

STATE SUPREME COURT  
7TH JUDICIAL DISTRICT  
(VOTE FOR 2)  
DETAIL

LEGISLATIVE DISTRICT OR TOWN	TOTAL VOTES	MARGOT J GARANT	ALEX R RENZI	JOE WALDORF	ALEX R RENZI	JOE WALDORF	SCATTER	BLANK AND VOID
		DEM	REP	REP	CON	CON		
49	216	44	40	42	23	19	0	48
50	244	48	53	36	23	25	1	58
51	146	29	31	24	12	12	0	38
52	378	79	98	80	24	25	0	72
53	180	37	41	36	9	8	1	48
54	358	43	103	88	27	27	0	70
55	194	26	54	42	16	15	0	41
56	304	61	70	59	22	21	0	71
57	236	43	59	44	21	21	0	48
58	398	87	91	58	33	37	0	92
59	114	32	17	14	10	9	0	32
60	238	54	45	33	22	20	0	64
61	130	28	25	21	11	12	0	33
62	308	62	69	55	27	22	0	73
63	208	50	37	30	18	11	0	62
64	238	48	59	43	14	13	0	61
65	386	72	88	72	18	18	0	118
66	116	20	29	20	10	9	0	28
67	254	27	73	55	21	21	0	57
68	312	48	70	62	32	30	0	70
69	214	38	48	39	20	22	2	45
70	978	143	270	226	65	66	0	208
71	374	81	83	75	24	24	0	87
72	402	74	85	78	35	29	0	101
73	130	30	26	19	14	15	0	26
74	210	43	47	40	15	14	0	51
75	190	34	38	36	14	15	0	53
76	294	37	88	72	22	20	0	55
77	298	48	67	54	18	24	1	86
78	170	26	41	33	12	10	0	48
79	638	103	140	120	52	47	0	176
80	430	74	104	86	30	31	0	105
81	200	43	49	40	11	9	0	48
82	246	64	37	31	19	17	0	78
83	104	23	17	13	12	12	0	27
84	338	63	76	62	31	29	0	77
85	384	67	83	68	33	38	2	93
86	368	50	93	85	34	33	0	73
87	112	28	13	13	13	10	0	35
88	426	92	91	71	37	38	1	96
89	224	42	55	40	13	13	0	61
90	410	58	103	85	44	42	0	78
91	614	115	142	106	57	63	1	130
92	426	76	106	87	26	30	1	100

STATE SUPREME COURT  
7TH JUDICIAL DISTRICT  
(VOTE FOR 2)  
DETAIL

LEGISLATIVE DISTRICT OR TOWN	TOTAL VOTES	MARGOT J GARANT	ALEX R RENZI	JOE WALDORF	ALEX R RENZI	JOE WALDORF	SCATTER	BLANK AND VOID
		DEM	REP	REP	CON	CON		
93	342	78	74	59	19	22	1	89
94	230	53	42	39	20	19	1	56
95	166	34	38	35	8	6	0	45
96	66	13	10	11	7	6	0	19
97	574	92	145	107	49	49	1	131
98	400	79	89	58	41	45	0	88
99	94	17	22	16	9	6	0	24
100	460	96	103	79	44	43	2	93
101	176	25	48	39	15	21	0	28
102	452	73	115	101	26	26	1	110
103	376	69	88	65	33	32	0	89
104	186	27	47	39	19	21	0	33
105	456	74	117	97	44	30	0	94
106	306	44	85	67	22	19	1	68
107	212	30	52	52	20	17	0	41
108	288	46	76	53	24	25	0	64
109	400	82	84	76	35	27	2	94
110	252	47	57	44	17	14	1	72
111	112	24	23	20	9	8	0	28
112	70	13	15	15	5	6	1	15
113	0	0	0	0	0	0	0	0
114	138	29	26	26	13	12	1	31
115	246	47	58	49	16	12	3	61
116	288	76	63	43	20	19	1	66
117	172	26	44	43	11	15	1	32
118	130	15	34	31	10	10	0	30
Greece	32,030	5,968	7,343	6,012	2,567	2,502	42	7,596
Hamlin								
1	284	50	75	65	17	15	0	62
2	348	48	87	73	31	31	0	78
3	354	47	94	82	32	35	0	64
4	248	29	81	68	17	21	0	32
5	330	42	76	61	41	46	0	64
6	328	46	91	73	22	28	2	66
7	530	83	131	113	43	39	0	121
8	240	26	69	52	25	24	0	44
9	202	26	56	45	15	16	0	44
10	450	62	114	95	49	47	0	83
Hamlin	3,314	459	874	727	292	302	2	658
Henrietta								
1	580	121	144	112	30	34	0	139
2	416	104	85	56	28	23	1	119
3	184	57	28	22	9	8	0	60

STATE SUPREME COURT  
7TH JUDICIAL DISTRICT  
(VOTE FOR 2)  
DETAIL

LEGISLATIVE DISTRICT OR TOWN	TOTAL VOTES	MARGOT J GARANT	ALEX R RENZI	JOE WALDORF	ALEX R RENZI	JOE WALDORF	SCATTER	BLANK AND VOID
		DEM	REP	REP	CON	CON		
4	462	137	75	62	17	19	1	151
5	444	94	100	70	34	31	2	113
6	388	88	91	65	23	23	0	98
7	432	106	89	62	26	20	1	128
8	418	92	94	74	20	26	1	111
9	302	85	52	40	13	20	0	92
10	442	99	87	76	29	25	2	124
11	308	83	56	45	16	18	0	90
12	394	78	92	64	24	26	0	110
13	642	173	102	82	42	38	5	200
14	338	71	82	64	20	20	0	81
15	608	163	105	77	30	27	1	205
16	228	51	50	45	15	11	0	56
17	544	153	85	72	40	33	1	160
18	496	126	100	79	23	21	1	146
19	354	99	55	46	29	26	0	99
20	6	1	0	0	2	2	0	1
21	336	85	63	54	30	22	0	82
22	758	197	155	112	50	44	0	200
23	404	102	75	55	27	28	1	116
24	460	139	75	60	20	19	3	144
25	426	87	102	71	35	32	0	99
26	1,008	214	210	163	81	88	0	252
27	716	165	153	122	49	55	0	172
28	588	120	136	92	44	42	2	152
29	1,306	353	217	181	78	74	0	403
30	380	92	76	63	24	25	2	98
31	350	97	57	41	26	24	0	105
32	824	259	132	92	40	37	0	264
33	284	65	70	57	18	18	1	55
34	272	72	51	40	17	18	0	74
35	544	124	132	96	35	28	0	129
36	648	162	122	93	43	43	0	185
37	638	201	91	68	36	37	3	202
Henrietta	17,928	4,515	3,489	2,673	1,123	1,085	28	5,015
Irondequoit								
1	532	135	105	80	31	33	0	148
2	330	88	74	48	22	18	1	79
3	466	110	91	68	29	30	0	138
4	186	48	39	31	11	9	0	48
5	314	92	51	44	13	11	0	103
6	728	226	116	85	42	35	0	224
7	698	163	132	100	49	53	0	201

STATE SUPREME COURT  
7TH JUDICIAL DISTRICT  
(VOTE FOR 2)  
DETAIL

LEGISLATIVE DISTRICT OR TOWN	TOTAL VOTES	MARGOT J GARANT	ALEX R RENZI	JOE WALDORF	ALEX R RENZI	JOE WALDORF	SCATTER	BLANK AND VOID
		DEM	REP	REP	CON	CON		
8	492	105	115	82	31	26	0	133
9	446	98	105	75	24	20	0	124
10	466	100	110	80	31	24	2	119
11	224	58	42	35	18	16	0	55
12	318	91	50	33	18	20	0	106
13	578	179	103	78	21	19	0	178
14	598	138	144	105	36	38	0	137
15	618	156	128	95	26	27	0	186
16	842	223	161	139	44	43	2	230
17	296	85	51	34	28	19	1	78
18	424	105	84	67	32	32	0	104
19	412	131	60	40	16	12	1	152
20	430	108	94	65	29	30	0	104
21	440	133	83	60	22	20	0	122
22	526	139	92	72	38	32	0	153
23	374	102	73	53	18	22	0	106
24	406	107	72	58	34	33	1	101
25	374	94	75	56	26	24	1	98
26	214	65	36	21	11	11	0	70
27	324	79	77	48	17	20	0	83
28	416	74	98	87	35	34	1	87
29	290	72	57	43	16	15	0	87
30	468	116	91	66	31	29	0	135
31	570	170	101	80	22	20	0	177
32	418	135	69	56	13	12	1	132
33	332	79	62	49	28	24	0	90
34	650	150	155	110	36	38	1	160
35	256	73	45	31	11	12	0	84
36	68	17	11	8	5	4	0	23
37	284	72	54	42	21	12	1	82
38	174	58	24	13	8	8	0	63
39	16	5	2	2	2	2	0	3
40	382	107	73	58	11	14	1	118
41	362	109	63	38	21	20	1	110
42	564	118	127	104	38	34	0	143
43	274	67	45	42	23	18	0	79
44	958	213	236	162	51	45	0	251
45	256	57	64	48	14	13	0	60
46	396	92	92	75	14	17	0	106
47	172	41	38	30	10	5	0	48
48	348	82	81	54	20	20	0	91
49	676	167	133	107	36	30	0	203
50	168	52	25	19	6	9	0	57
51	624	160	124	86	43	42	1	168

STATE SUPREME COURT  
7TH JUDICIAL DISTRICT  
(VOTE FOR 2)  
DETAIL

LEGISLATIVE DISTRICT OR TOWN	TOTAL VOTES	MARGOT J GARANT	ALEX R RENZI	JOE WALDORF	ALEX R RENZI	JOE WALDORF	SCATTER	BLANK AND VOID
		DEM	REP	REP	CON	CON		
52	350	94	62	46	19	22	0	107
53	376	86	88	61	15	16	0	110
54	128	29	25	22	4	6	0	42
55	436	136	81	56	18	17	0	128
56	270	68	50	36	17	16	0	83
57	558	141	111	78	42	39	0	147
58	484	125	87	75	26	28	0	143
59	332	76	61	59	25	26	1	84
60	446	118	89	70	32	37	0	100
61	516	134	102	75	28	27	1	149
62	548	154	91	71	28	29	0	175
63	334	73	67	59	26	19	0	90
64	152	48	26	17	6	7	0	48
65	210	60	36	31	8	5	0	70
66	114	40	13	14	5	3	0	39
67	252	68	44	41	17	15	0	67
68	346	89	69	44	17	15	0	112
69	72	20	11	9	4	5	0	23
70	40	14	5	2	3	2	0	14
71	16	6	3	1	1	0	2	3
Irondequoit	27,158	7,023	5,354	4,029	1,573	1,488	20	7,671
Mendon								
1	708	150	156	121	56	51	1	173
2	658	152	133	101	39	39	1	193
3	714	139	174	124	53	56	0	168
4	500	127	104	89	22	19	0	139
5	664	145	149	117	51	54	0	148
6	630	123	135	115	52	53	0	152
7	634	122	152	124	42	43	2	149
8	254	56	56	41	14	18	0	69
9	554	125	111	102	41	34	1	140
Mendon	5,316	1,139	1,170	934	370	367	5	1,331
Ogden								
1	420	83	88	74	36	34	0	105
2	390	73	100	81	31	28	0	77
3	620	95	165	155	40	43	1	121
4	388	42	108	97	37	37	0	67
5	398	63	96	81	39	38	0	81
6	458	86	108	82	31	33	3	115
7	324	33	84	70	41	39	0	57
8	394	65	107	84	24	31	2	81
9	374	79	81	67	30	26	0	91
10	386	60	87	80	37	36	0	86

STATE SUPREME COURT  
7TH JUDICIAL DISTRICT  
(VOTE FOR 2)  
DETAIL

LEGISLATIVE DISTRICT OR TOWN	TOTAL VOTES	MARGOT J GARANT	ALEX R RENZI	JOE WALDORF	ALEX R RENZI	JOE WALDORF	SCATTER	BLANK AND VOID
		DEM	REP	REP	CON	CON		
11	408	58	99	86	49	42	0	74
12	554	70	159	129	45	46	1	104
13	444	74	105	95	37	32	0	101
14	344	44	91	80	38	36	0	55
15	562	86	144	117	41	39	1	134
16	294	27	78	69	38	36	0	46
17	354	50	92	82	33	33	0	64
18	580	93	144	114	52	55	2	120
19	460	73	115	99	36	38	2	97
20	556	69	140	123	61	61	1	101
Ogden	8,708	1,323	2,191	1,865	776	763	13	1,777
Parma								
1	476	84	117	104	40	45	1	85
2	490	71	136	113	43	44	0	83
3	298	44	74	67	24	22	0	67
4	392	48	105	96	43	43	0	57
5	292	36	70	61	37	33	0	55
6	200	16	58	49	18	22	0	37
7	366	53	98	90	34	39	1	51
8	550	95	144	103	39	44	0	125
9	420	53	104	92	45	47	0	79
10	394	45	98	87	53	52	0	59
11	506	82	125	108	55	52	0	84
12	378	64	95	75	32	36	3	73
13	776	88	210	170	80	79	0	149
14	230	26	62	51	24	22	0	45
15	462	58	119	106	44	47	0	88
Parma	6,230	863	1,615	1,372	611	627	5	1,137
Penfield								
1	172	42	40	27	9	10	0	44
2	424	108	87	67	24	29	0	109
3	536	120	104	104	44	31	3	130
4	708	113	165	149	65	67	0	149
5	628	156	129	110	39	39	1	154
6	472	91	133	110	28	31	0	79
7	478	137	88	64	30	34	3	122
8	168	35	26	24	16	17	0	50
9	584	185	85	75	26	26	2	185
10	370	90	64	54	29	28	0	105
11	250	57	47	43	21	16	0	66
12	462	133	74	51	27	24	1	152
13	490	118	94	76	33	34	0	135
14	624	107	156	147	45	51	0	118

STATE SUPREME COURT  
7TH JUDICIAL DISTRICT  
(VOTE FOR 2)  
DETAIL

LEGISLATIVE DISTRICT OR TOWN	TOTAL VOTES	MARGOT J GARANT	ALEX R RENZI	JOE WALDORF	ALEX R RENZI	JOE WALDORF	SCATTER	BLANK AND VOID
		DEM	REP	REP	CON	CON		
15	746	188	157	127	34	37	0	203
16	228	68	39	32	7	7	0	75
17	534	147	98	93	32	32	0	132
18	378	97	91	74	14	17	2	83
19	760	184	152	118	49	45	0	212
20	530	110	111	94	41	38	1	135
21	536	164	84	69	30	22	1	166
22	464	149	57	42	30	31	2	153
23	728	190	159	138	43	38	4	156
24	712	161	158	134	41	51	1	166
25	362	66	88	76	29	27	0	76
26	262	50	63	52	20	20	1	56
27	590	157	122	98	31	30	0	152
28	404	90	81	67	29	30	1	106
29	528	138	98	75	38	38	0	141
30	1,012	184	245	220	68	58	1	236
31	400	104	79	75	16	18	0	108
32	160	49	24	21	9	9	0	48
33	372	83	81	60	22	23	0	103
34	574	119	130	117	32	33	0	143
35	728	194	135	113	40	40	3	203
36	540	151	107	94	24	22	2	140
37	940	184	245	210	50	46	0	205
38	326	63	81	72	15	17	0	78
39	308	69	67	53	24	25	0	70
40	360	81	88	69	21	19	0	82
41	660	134	159	140	34	36	1	156
42	496	79	132	109	32	37	0	107
43	50	6	18	16	1	2	0	7
44	0	0	0	0	0	0	0	0
45	106	21	23	22	7	7	0	26
46	22	7	3	1	1	3	0	7
Penfield	21,182	4,979	4,467	3,782	1,300	1,295	30	5,329
Perinton								
1	840	206	165	153	52	55	1	208
2	546	144	97	81	29	32	2	161
3	424	101	78	62	42	32	0	109
4	490	141	83	68	34	23	0	141
5	240	66	46	41	14	11	2	60
6	476	138	78	70	22	25	1	142
7	670	179	128	99	33	34	1	196
8	476	130	89	76	25	27	0	129
9	678	153	151	121	44	55	2	152



STATE SUPREME COURT  
7TH JUDICIAL DISTRICT  
(VOTE FOR 2)  
DETAIL

LEGISLATIVE DISTRICT OR TOWN	TOTAL VOTES	MARGOT J GARANT	ALEX R RENZI	JOE WALDORF	ALEX R RENZI	JOE WALDORF	SCATTER	BLANK AND VOID
		DEM	REP	REP	CON	CON		
10	530	164	92	79	28	28	2	137
11	294	74	61	45	17	19	1	77
12	450	116	96	77	18	19	2	122
13	458	112	102	84	23	15	0	122
14	522	135	116	89	30	26	1	125
15	512	132	105	91	30	27	0	127
16	402	109	76	62	25	29	0	101
17	434	140	65	46	23	25	2	133
18	474	131	77	73	37	33	0	123
19	438	111	85	74	33	34	1	100
20	434	115	86	82	21	21	0	109
21	540	143	100	76	37	31	4	149
22	380	106	70	48	23	24	1	108
23	768	185	172	147	37	34	0	193
24	776	185	168	132	49	48	2	192
25	400	110	70	62	17	16	1	124
26	28	0	12	11	1	1	0	3
27	424	101	92	81	21	23	0	106
28	436	105	98	87	21	18	2	105
29	294	70	58	53	19	19	1	74
30	472	124	100	71	27	29	0	121
31	286	66	61	48	21	17	0	73
32	430	115	74	63	26	26	0	126
33	538	161	93	84	22	18	1	159
34	584	159	102	93	29	23	1	177
35	498	123	103	73	28	31	1	139
36	262	62	54	51	17	15	1	62
37	586	151	120	95	35	37	1	147
38	726	177	160	119	33	40	2	195
39	588	129	136	99	41	46	1	136
40	412	113	81	71	19	17	0	111
41	286	71	57	44	20	25	2	67
42	366	93	73	65	25	23	0	87
43	896	203	226	184	45	49	1	188
44	386	94	76	68	22	19	1	106
45	956	233	216	163	56	64	0	224
46	268	74	44	38	17	14	0	81
47	332	79	61	58	16	19	1	98
48	444	102	90	73	28	28	0	123
49	402	94	85	73	29	29	0	92
50	44	8	12	9	1	4	0	10
51	178	37	44	35	12	16	0	34
52	520	149	90	77	25	29	4	146
53	458	112	97	83	23	23	2	118

STATE SUPREME COURT  
7TH JUDICIAL DISTRICT  
(VOTE FOR 2)  
DETAIL

LEGISLATIVE DISTRICT OR TOWN	TOTAL VOTES	MARGOT J GARANT	ALEX R RENZI	JOE WALDORF	ALEX R RENZI	JOE WALDORF	SCATTER	BLANK AND VOID
		DEM	REP	REP	CON	CON		
54	900	190	227	189	49	44	1	200
55	220	50	58	41	5	2	0	64
56	792	177	169	139	54	59	1	193
57	500	126	103	89	27	25	1	129
58	264	76	57	47	5	5	0	74
59	168	40	30	25	15	14	0	44
60	418	74	105	97	29	33	0	80
61	246	49	50	43	14	16	0	74
Perinton	28,260	7,113	5,770	4,777	1,620	1,623	51	7,306
Pittsford								
1	410	114	78	62	21	20	0	115
2	458	140	75	68	19	15	2	139
3	744	194	157	115	24	24	1	229
4	630	171	135	105	32	31	3	153
5	426	118	73	56	23	26	2	128
6	340	110	50	53	13	14	2	98
7	256	71	50	42	12	14	1	66
8	424	91	114	86	24	25	0	84
9	546	126	121	109	26	31	2	131
10	554	142	115	98	24	25	9	141
11	454	129	90	82	17	28	0	108
12	494	131	102	82	18	24	6	131
13	410	103	79	64	19	23	1	121
14	570	134	133	122	27	23	1	130
15	294	64	62	60	19	17	0	72
16	414	113	83	65	18	17	1	117
17	610	174	125	94	28	21	0	168
18	374	102	74	62	21	18	0	97
19	314	59	66	54	32	32	0	71
20	540	150	100	74	29	26	3	158
21	518	169	96	67	19	23	1	143
22	642	180	135	113	32	33	1	148
23	438	91	100	89	32	38	0	88
24	620	158	121	105	22	24	0	190
25	576	151	126	105	26	28	0	140
26	520	115	132	98	36	38	3	98
27	454	138	74	62	21	22	0	137
28	510	156	99	70	22	22	2	139
29	490	97	128	101	23	23	0	118
30	448	128	90	67	9	10	0	144
31	614	146	157	143	26	19	0	123
32	648	162	144	115	25	22	1	179
33	20	5	4	3	2	2	0	4

STATE SUPREME COURT  
7TH JUDICIAL DISTRICT  
(VOTE FOR 2)  
DETAIL

LEGISLATIVE DISTRICT OR TOWN	TOTAL VOTES	MARGOT J GARANT	ALEX R RENTI	JOE WALDORF	ALEX R RENTI	JOE WALDORF	SCATTER	BLANK AND VOID
		DEM	REP	REP	CON	CON		
34	744	190	152	128	35	32	5	202
35	118	31	24	25	5	5	0	28
36	912	235	211	166	39	44	2	215
Pittsford	17,534	4,588	3,675	3,010	820	839	49	4,553
Riga								
1	572	85	156	141	47	48	0	95
2	658	82	175	152	65	68	0	116
3	334	59	86	80	23	22	0	64
4	464	62	121	101	43	42	0	95
5	428	39	131	112	37	40	1	68
6	342	28	86	80	53	50	0	45
Riga	2,798	355	755	666	268	270	1	483
Rush								
1	762	148	168	151	76	67	2	150
2	494	66	124	119	54	50	0	81
3	688	161	136	111	55	47	0	178
4	756	140	173	158	58	51	1	175
Rush	2,700	515	601	539	243	215	3	584
Sweden								
1	410	87	87	74	24	24	0	114
2	134	33	23	20	10	9	0	39
3	372	86	70	61	24	28	1	102
4	490	112	97	74	33	32	0	142
5	88	20	19	15	9	8	0	17
6	300	68	49	47	24	24	2	86
7	346	84	66	52	26	25	0	93
8	380	54	100	86	36	37	3	64
9	314	65	66	61	26	23	0	73
10	566	80	126	108	68	69	1	114
11	124	36	15	14	9	9	0	41
12	402	73	85	76	40	42	4	82
Sweden	3,926	798	803	688	329	330	11	967
Webster								
1	428	103	99	80	25	30	0	91
2	438	116	74	65	26	30	0	127
3	544	132	112	90	41	44	1	124
4	198	52	32	29	15	16	0	54
5	444	84	108	80	30	31	0	111
6	318	64	73	57	25	22	0	77
7	492	98	106	96	33	32	0	127
8	398	72	94	82	32	34	0	84
9	428	71	105	89	43	42	1	77
10	962	168	244	209	76	86	2	177

STATE SUPREME COURT  
7TH JUDICIAL DISTRICT  
(VOTE FOR 2)  
DETAIL

LEGISLATIVE DISTRICT OR TOWN	TOTAL VOTES	MARGOT J GARANT	ALEX R RENZI	JOE WALDORF	ALEX R RENZI	JOE WALDORF	SCATTER	BLANK AND VOID
		DEM	REP	REP	CON	CON		
11	458	86	120	93	28	30	1	100
12	626	113	150	127	50	47	0	139
13	368	88	81	66	22	22	1	88
14	410	108	79	71	26	21	1	104
15	308	65	72	58	16	15	0	82
16	500	105	95	79	50	48	1	122
17	410	62	109	93	36	34	0	76
18	256	69	44	32	20	17	0	74
19	282	46	64	57	24	25	2	64
20	848	144	208	172	67	65	0	192
21	512	103	129	98	34	34	0	114
22	462	85	104	90	32	34	0	117
23	426	98	90	75	31	32	1	99
24	1,208	226	274	247	96	89	1	275
25	540	114	127	90	36	26	0	147
26	464	89	111	81	33	35	1	114
27	736	149	156	138	53	58	0	182
28	428	79	113	85	37	40	0	74
29	294	68	68	51	19	23	0	65
30	180	41	37	35	10	9	0	48
31	446	70	110	97	44	40	1	84
32	622	117	150	122	51	51	0	131
33	454	90	101	95	38	31	2	97
34	240	46	56	54	20	15	0	49
35	296	66	57	55	24	22	0	72
36	322	56	82	73	19	21	0	71
37	736	152	175	144	47	40	0	178
38	414	102	91	68	18	24	0	111
39	434	106	90	81	19	21	0	117
40	202	61	38	22	11	13	1	56
41	728	152	164	133	52	51	0	176
42	482	87	107	95	40	36	0	117
43	348	78	74	61	23	21	0	91
44	304	52	79	71	18	18	0	66
45	44	8	13	8	2	3	0	10
46	154	27	37	29	15	13	0	33
47	126	38	21	15	10	7	0	35
Webster	20,718	4,206	4,723	3,938	1,517	1,498	17	4,819
Wheatland								
1	510	95	104	83	48	42	1	137
2	478	64	98	78	60	53	0	125
3	570	120	97	84	55	55	0	159
4	432	85	86	78	28	32	0	123

STATE SUPREME COURT  
7TH JUDICIAL DISTRICT  
(VOTE FOR 2)  
DETAIL

LEGISLATIVE DISTRICT OR TOWN	TOTAL VOTES	MARGOT J GARANT	ALEX R RENZI	JOE WALDORF	ALEX R RENZI	JOE WALDORF	SCATTER	BLANK AND VOID
		DEM	REP	REP	CON	CON		
5	622	84	158	138	57	59	0	126
Wheatland	2,612	448	543	461	248	241	1	670
TOWNS	246,998	55,658	52,525	43,040	16,454	16,134	375	62,812
GRAND TOTAL:	287,568	70,105	56,323	45,971	17,800	17,446	500	79,423

COUNTY EXECUTIVE  
SUMMARY

LEGISLATIVE DISTRICT OR TOWN	TOTAL VOTES	ADAM J BELLO DEM	MARK W ASSINI REP	MARK W ASSINI CON	ADAM J BELLO WOR	SCATTER	BLANK AND VOID
Leg. Dist. 04	0	0	0	0	0	0	0
Leg. Dist. 16	8	7	1	0	0	0	0
Leg. Dist. 17	2,027	1,415	248	105	234	4	21
Leg. Dist. 21	1,795	1,356	190	82	139	3	25
Leg. Dist. 22	1,265	1,025	87	29	71	2	51
Leg. Dist. 23	4,358	3,081	412	182	627	11	45
Leg. Dist. 24	2,034	1,401	170	77	360	4	22
Leg. Dist. 25	1,723	1,417	126	43	101	2	34
Leg. Dist. 26	2,049	1,238	471	163	150	4	23
Leg. Dist. 27	2,293	1,849	159	70	180	3	32
Leg. Dist. 28	1,118	824	165	56	53	2	18
Leg. Dist. 29	1,615	1,229	207	70	73	3	33
CITY	20,285	14,842	2,236	877	1,988	38	304
Brighton	8,549	6,132	1,322	393	633	13	56
Chili	6,450	2,855	2,423	853	279	1	39
Clarkson	1,221	439	534	205	34	0	9
East Rochester	1,353	777	359	110	93	1	13
Gates	5,719	2,250	2,650	627	159	2	31
Greece	16,015	7,401	5,836	2,142	552	11	73
Hamlin	1,657	596	713	265	68	2	13
Henrietta	8,964	5,171	2,450	839	428	4	72
Irondequoit	13,579	7,955	3,692	1,071	773	0	88
Mendon	2,658	1,367	869	309	92	0	21
Ogden	4,354	1,648	1,869	691	131	1	14
Parma	3,115	1,132	1,340	528	101	0	14
Penfield	10,591	5,818	3,281	1,042	388	3	59
Perinton	14,130	8,276	4,005	1,226	532	6	85
Pittsford	8,767	5,419	2,336	625	305	12	70
Riga	1,399	500	629	222	40	0	8
Rush	1,350	630	468	185	53	0	14
Sweden	1,963	943	626	307	77	2	8
Webster	10,359	5,065	3,642	1,199	386	3	64
Wheatland	1,306	557	485	192	46	0	26
TOWNS	123,499	64,931	39,529	13,031	5,170	61	777
GRAND TOTAL:	143,784	79,773	41,765	13,908	7,158	99	1,081

COUNTY EXECUTIVE  
DETAIL

LEGISLATIVE DISTRICT OR TOWN	TOTAL VOTES	ADAM J BELLO DEM	MARK W ASSINI REP	MARK W ASSINI CON	ADAM J BELLO WOR	SCATTER	BLANK AND VOID
Leg. Dist. 04							
1	0	0	0	0	0	0	0
Leg. Dist. 04	0	0	0	0	0	0	0
Leg. Dist. 16							
1	8	7	1	0	0	0	0
Leg. Dist. 16	8	7	1	0	0	0	0
Leg. Dist. 17							
1	99	66	8	5	18	1	1
2	44	26	1	3	12	0	2
3	11	6	2	1	1	1	0
4	180	131	15	5	27	0	2
5	47	29	10	3	3	0	2
6	66	46	6	8	4	0	2
7	183	122	18	9	34	0	0
8	17	10	2	1	4	0	0
9	8	3	2	1	2	0	0
10	78	51	10	6	11	0	0
11	176	120	25	5	22	1	3
12	290	205	38	22	24	0	1
13	155	99	29	8	17	0	2
14	240	175	27	10	23	0	5
15	261	196	34	9	22	0	0
16	135	101	15	7	10	1	1
17	37	29	6	2	0	0	0
Leg. Dist. 17	2,027	1,415	248	105	234	4	21
Leg. Dist. 21							
1	67	43	9	7	7	0	1
2	64	48	9	3	3	0	1
3	69	52	5	0	12	0	0
4	81	66	8	1	5	0	1
5	34	21	2	4	7	0	0
6	104	80	12	5	5	1	1
7	31	18	10	2	1	0	0
8	159	123	12	3	20	0	1
9	108	82	7	6	9	0	4
10	64	49	10	2	3	0	0
11	26	21	2	1	1	0	1
12	77	62	5	5	3	0	2
13	85	63	6	2	9	2	3
14	98	75	8	7	8	0	0
15	63	51	4	0	7	0	1
16	49	35	4	1	8	0	1
17	42	29	9	0	3	0	1
18	43	30	5	4	4	0	0

COUNTY EXECUTIVE  
DETAIL

LEGISLATIVE DISTRICT OR TOWN	TOTAL VOTES	ADAM J BELLO DEM	MARK W ASSINI REP	MARK W ASSINI CON	ADAM J BELLO WOR	SCATTER	BLANK AND VOID
Leg. Dist. 21							
19	11	9	0	2	0	0	0
20	10	7	0	1	2	0	0
21	35	26	6	0	2	0	1
22	82	57	14	3	8	0	0
23	61	50	3	4	3	0	1
24	31	23	3	2	2	0	1
25	95	79	11	3	1	0	1
26	3	3	0	0	0	0	0
27	7	6	0	1	0	0	0
28	8	3	1	3	0	0	1
29	29	23	1	2	3	0	0
30	2	2	0	0	0	0	0
31	72	51	17	3	1	0	0
32	0	0	0	0	0	0	0
33	57	43	7	4	1	0	2
34	28	26	0	1	1	0	0
Leg. Dist. 21	1,795	1,356	190	82	139	3	25
Leg. Dist. 22							
1	68	59	6	1	2	0	0
2	9	8	1	0	0	0	0
3	60	42	5	2	0	0	11
4	45	28	4	2	3	1	7
5	31	26	2	0	2	0	1
6	42	35	4	1	0	0	2
7	16	11	2	1	1	0	1
8	51	40	7	0	4	0	0
9	28	24	3	0	1	0	0
10	45	40	3	0	1	0	1
11	87	65	6	1	11	1	3
12	43	37	3	0	0	0	3
13	29	22	5	0	0	0	2
14	42	37	3	0	0	0	2
15	11	10	0	0	1	0	0
16	21	17	2	0	0	0	2
17	16	15	1	0	0	0	0
18	19	14	1	1	0	0	3
19	13	12	0	0	0	0	1
20	68	58	2	3	2	0	3
21	25	22	1	0	2	0	0
22	45	36	3	2	2	0	2
23	33	28	1	0	3	0	1
24	11	11	0	0	0	0	0
25	163	123	13	8	16	0	3



COUNTY EXECUTIVE  
DETAIL

LEGISLATIVE DISTRICT OR TOWN	TOTAL VOTES	ADAM J BELLO DEM	MARK W ASSINI REP	MARK W ASSINI CON	ADAM J BELLO WOR	SCATTER	BLANK AND VOID
Leg. Dist. 22							
26	66	58	2	2	4	0	0
27	56	49	2	0	5	0	0
28	7	5	0	1	0	0	1
29	0	0	0	0	0	0	0
30	19	17	1	0	1	0	0
31	0	0	0	0	0	0	0
32	0	0	0	0	0	0	0
33	43	35	0	2	5	0	1
34	35	29	2	0	4	0	0
35	0	0	0	0	0	0	0
36	3	1	1	1	0	0	0
37	13	10	1	1	1	0	0
38	2	1	0	0	0	0	1
Leg. Dist. 22	1,265	1,025	87	29	71	2	51
Leg. Dist. 23							
1	75	52	8	5	10	0	0
2	95	61	8	7	19	0	0
3	85	57	4	3	19	1	1
4	230	170	22	11	23	2	2
5	60	34	9	3	14	0	0
6	72	45	14	3	10	0	0
7	164	114	15	5	24	2	4
8	142	107	9	5	19	1	1
9	102	71	9	8	14	0	0
10	112	76	9	4	23	0	0
11	146	111	11	2	21	1	0
12	213	156	27	12	15	0	3
13	143	112	16	8	6	1	0
14	116	83	10	6	17	0	0
15	108	58	19	4	24	0	3
16	195	146	14	10	23	0	2
17	191	138	18	9	26	0	0
18	148	111	18	9	10	0	0
19	110	77	14	5	12	0	2
20	122	84	10	2	24	1	1
21	10	6	2	1	1	0	0
22	0	0	0	0	0	0	0
23	4	2	0	2	0	0	0
24	0	0	0	0	0	0	0
25	150	93	13	10	32	0	2
26	136	101	8	3	20	0	4
27	158	109	20	5	23	0	1
28	240	196	20	5	17	0	2

COUNTY EXECUTIVE  
DETAIL

LEGISLATIVE DISTRICT OR TOWN	TOTAL VOTES	ADAM J BELLO DEM	MARK W ASSINI REP	MARK W ASSINI CON	ADAM J BELLO WOR	SCATTER	BLANK AND VOID
Leg. Dist. 23							
29	88	62	5	4	16	0	1
30	192	138	15	5	31	1	2
31	219	143	17	6	51	0	2
32	176	130	19	4	16	1	6
33	146	97	15	5	29	0	0
34	129	77	8	9	31	0	4
35	81	64	6	2	7	0	2
Leg. Dist. 23	4,358	3,081	412	182	627	11	45
Leg. Dist. 24							
1	237	172	18	8	36	0	3
2	124	96	8	1	19	0	0
3	137	92	11	8	26	0	0
4	0	0	0	0	0	0	0
5	67	50	1	5	11	0	0
6	83	59	6	4	11	1	2
7	61	42	8	4	7	0	0
8	122	84	13	8	14	0	3
9	95	70	14	5	5	0	1
10	29	19	8	1	1	0	0
11	18	14	1	0	1	0	2
12	160	106	11	2	40	0	1
13	157	104	8	5	38	1	1
14	14	10	2	1	1	0	0
15	10	8	0	0	2	0	0
16	19	10	2	1	6	0	0
17	34	21	2	1	9	0	1
18	51	31	3	2	13	0	2
19	78	58	4	3	12	0	1
20	8	5	1	0	1	0	1
21	1	0	1	0	0	0	0
22	1	1	0	0	0	0	0
23	67	45	5	1	15	1	0
24	82	61	1	2	16	1	1
25	64	42	5	3	14	0	0
26	25	15	2	0	8	0	0
27	12	8	0	0	4	0	0
28	14	5	1	0	8	0	0
29	57	31	8	0	17	0	1
30	24	14	3	1	6	0	0
31	58	44	4	1	7	0	2
32	99	71	14	9	5	0	0
33	15	7	3	1	4	0	0
34	11	6	2	0	3	0	0

COUNTY EXECUTIVE  
DETAIL

LEGISLATIVE DISTRICT OR TOWN	TOTAL VOTES	ADAM J BELLO DEM	MARK W ASSINI REP	MARK W ASSINI CON	ADAM J BELLO WOR	SCATTER	BLANK AND VOID
Leg. Dist. 24	2,034	1,401	170	77	360	4	22
Leg. Dist. 25							
1	147	120	16	4	6	0	1
2	74	66	2	0	5	0	1
3	126	102	11	3	5	0	5
4	36	31	2	0	0	0	3
5	62	57	3	0	2	0	0
6	16	14	0	0	2	0	0
7	88	73	8	4	2	0	1
8	81	71	5	2	1	0	2
9	31	27	2	1	1	0	0
10	102	83	7	0	12	0	0
11	34	30	1	0	2	0	1
12	45	33	3	0	8	0	1
13	62	56	3	1	0	0	2
14	44	41	1	0	2	0	0
15	94	81	6	1	3	1	2
16	68	56	7	2	3	0	0
17	57	36	13	6	0	1	1
18	6	6	0	0	0	0	0
19	91	67	6	3	14	0	1
20	7	5	0	0	2	0	0
21	30	17	10	0	2	0	1
22	162	133	8	5	8	0	8
23	41	29	3	2	4	0	3
24	23	18	1	1	3	0	0
25	0	0	0	0	0	0	0
26	8	8	0	0	0	0	0
27	62	56	1	4	1	0	0
28	72	55	6	1	9	0	1
29	49	41	1	3	4	0	0
30	3	3	0	0	0	0	0
31	2	2	0	0	0	0	0
Leg. Dist. 25	1,723	1,417	126	43	101	2	34
Leg. Dist. 26							
1	233	131	61	22	17	1	1
2	63	30	16	9	5	0	3
3	72	55	16	0	1	0	0
4	95	52	24	9	9	0	1
5	87	54	21	8	3	0	1
6	69	46	15	6	1	0	1
7	108	68	23	7	8	0	2
8	47	31	10	3	3	0	0
9	103	71	23	6	3	0	0

COUNTY EXECUTIVE  
DETAIL

LEGISLATIVE DISTRICT OR TOWN	TOTAL VOTES	ADAM J BELLO DEM	MARK W ASSINI REP	MARK W ASSINI CON	ADAM J BELLO WOR	SCATTER	BLANK AND VOID
Leg. Dist. 26							
10	135	70	34	18	12	0	1
11	148	88	27	19	12	0	2
12	97	53	27	12	3	2	0
13	89	52	24	3	6	1	3
14	216	122	60	13	19	0	2
15	113	73	21	10	7	0	2
16	45	34	8	0	2	0	1
17	85	52	16	3	14	0	0
18	37	25	5	5	2	0	0
19	130	79	29	5	14	0	3
20	77	52	11	5	9	0	0
21	0	0	0	0	0	0	0
Leg. Dist. 26	2,049	1,238	471	163	150	4	23
Leg. Dist. 27							
1	144	110	16	9	8	0	1
2	175	137	17	6	13	0	2
3	88	68	9	1	7	0	3
4	144	108	9	7	20	0	0
5	137	106	10	4	14	0	3
6	106	93	5	1	3	1	3
7	132	97	19	3	13	0	0
8	158	129	5	1	20	0	3
9	145	107	17	4	14	0	3
10	143	118	10	2	11	0	2
11	86	61	6	8	11	0	0
12	107	96	3	2	5	0	1
13	72	59	6	1	6	0	0
14	113	101	2	0	7	0	3
15	137	123	2	3	6	0	3
16	92	80	5	2	4	1	0
17	138	121	5	3	9	0	0
18	64	58	1	4	1	0	0
19	70	49	7	6	4	1	3
20	42	28	5	3	4	0	2
21	0	0	0	0	0	0	0
Leg. Dist. 27	2,293	1,849	159	70	180	3	32
Leg. Dist. 28							
1	15	5	5	3	2	0	0
2	41	32	2	3	4	0	0
3	58	40	13	4	0	0	1
4	49	35	8	1	4	0	1
5	105	74	21	7	2	0	1
6	59	44	5	2	6	0	2

COUNTY EXECUTIVE  
DETAIL

LEGISLATIVE DISTRICT OR TOWN	TOTAL VOTES	ADAM J BELLO DEM	MARK W ASSINI REP	MARK W ASSINI CON	ADAM J BELLO WOR	SCATTER	BLANK AND VOID
Leg. Dist. 28							
7	18	13	2	2	1	0	0
8	40	30	6	3	1	0	0
9	37	23	8	1	5	0	0
10	44	28	10	1	3	0	2
11	60	45	7	6	1	0	1
12	24	16	3	4	1	0	0
13	64	43	14	2	4	0	1
14	3	1	2	0	0	0	0
15	0	0	0	0	0	0	0
16	27	25	1	0	1	0	0
17	15	14	1	0	0	0	0
18	27	24	0	1	0	0	2
19	20	15	2	1	1	0	1
20	78	59	15	2	2	0	0
21	177	149	9	3	9	2	5
22	83	55	17	5	5	0	1
23	42	27	11	4	0	0	0
24	10	8	0	1	1	0	0
25	5	4	1	0	0	0	0
26	17	15	2	0	0	0	0
27	0	0	0	0	0	0	0
Leg. Dist. 28	1,118	824	165	56	53	2	18
Leg. Dist. 29							
1	7	5	0	0	2	0	0
2	84	65	10	5	3	0	1
3	58	43	5	1	7	0	2
4	24	20	2	1	1	0	0
5	73	49	10	6	6	0	2
6	61	49	6	2	3	0	1
7	35	31	1	0	3	0	0
8	68	58	6	2	1	0	1
9	22	20	1	1	0	0	0
10	37	28	6	1	1	0	1
11	89	67	14	0	1	0	7
12	62	52	4	1	2	0	3
13	42	29	10	1	0	0	2
14	29	24	1	2	2	0	0
15	29	23	2	2	1	0	1
16	2	2	0	0	0	0	0
17	14	12	2	0	0	0	0
18	7	4	2	0	0	0	1
19	13	12	1	0	0	0	0
20	31	29	1	1	0	0	0

COUNTY EXECUTIVE  
DETAIL

LEGISLATIVE DISTRICT OR TOWN	TOTAL VOTES	ADAM J BELLO DEM	MARK W ASSINI REP	MARK W ASSINI CON	ADAM J BELLO WOR	SCATTER	BLANK AND VOID
Leg. Dist. 29							
21	106	68	16	8	9	1	4
22	31	22	4	5	0	0	0
23	78	49	17	5	4	2	1
24	73	57	10	1	5	0	0
25	54	44	5	3	2	0	0
26	132	97	19	8	8	0	0
27	63	45	9	2	7	0	0
28	90	70	11	6	3	0	0
29	6	6	0	0	0	0	0
30	32	29	3	0	0	0	0
31	145	110	23	6	0	0	6
32	18	10	6	0	2	0	0
Leg. Dist. 29	<u>1,615</u>	<u>1,229</u>	<u>207</u>	<u>70</u>	<u>73</u>	<u>3</u>	<u>33</u>
CITY	20,285	14,842	2,236	877	1,988	38	304
Brighton							
1	237	179	24	11	23	0	0
2	137	83	31	11	12	0	0
3	74	50	10	3	9	0	2
4	227	165	25	9	28	0	0
5	224	173	17	5	27	0	2
6	278	190	54	13	17	0	4
7	161	98	33	9	20	0	1
8	202	122	64	8	6	0	2
9	194	140	24	14	16	0	0
10	249	184	34	14	16	0	1
11	254	172	35	15	28	0	4
12	280	213	34	11	22	0	0
13	157	116	27	4	8	0	2
14	141	97	18	3	23	0	0
15	176	128	26	11	9	1	1
16	133	82	35	12	4	0	0
17	121	95	19	3	3	0	1
18	183	141	18	5	19	0	0
19	146	116	16	6	6	0	2
20	121	87	17	3	13	1	0
21	171	129	21	7	14	0	0
22	222	175	27	8	10	0	2
23	167	124	25	7	10	0	1
24	228	151	52	14	8	0	3
25	187	133	24	8	21	0	1
26	135	81	42	6	6	0	0
27	157	115	25	3	13	0	1
28	242	180	36	7	19	0	0

COUNTY EXECUTIVE  
DETAIL

LEGISLATIVE DISTRICT OR TOWN	TOTAL VOTES	ADAM J BELLO DEM	MARK W ASSINI REP	MARK W ASSINI CON	ADAM J BELLO WOR	SCATTER	BLANK AND VOID
Brighton							
29	107	66	31	4	6	0	0
30	338	273	37	8	16	0	4
31	196	148	16	9	21	0	2
32	241	175	31	15	18	0	2
33	219	165	28	12	14	0	0
34	212	154	35	8	14	0	1
35	168	124	19	6	16	0	3
36	116	84	11	9	11	0	1
37	197	128	42	10	15	2	0
38	191	134	25	18	14	0	0
39	176	117	40	9	9	0	1
40	352	263	47	13	21	5	3
41	171	128	25	4	10	4	0
42	77	61	4	6	6	0	0
43	159	105	36	8	7	0	3
44	45	27	12	4	2	0	0
45	99	59	19	7	12	0	2
46	128	101	17	4	4	0	2
47	94	62	19	5	6	0	2
48	13	6	5	2	0	0	0
49	0	0	0	0	0	0	0
50	42	31	8	2	1	0	0
51	4	2	2	0	0	0	0
52	0	0	0	0	0	0	0
Brighton	8,549	6,132	1,322	393	633	13	56
Chili							
1	142	63	47	28	4	0	0
2	254	85	108	45	15	0	1
3	222	108	67	31	14	0	2
4	125	54	54	14	3	0	0
5	172	75	65	24	6	0	2
6	171	63	68	27	12	0	1
7	106	63	26	10	6	0	1
8	180	73	66	28	12	0	1
9	204	109	71	17	7	0	0
10	103	40	42	12	8	0	1
11	227	86	92	35	12	0	2
12	182	91	57	22	9	0	3
13	284	125	114	39	5	0	1
14	210	83	75	41	9	0	2
15	151	70	59	16	5	0	1
16	392	156	183	41	11	0	1
17	534	229	214	71	10	1	9

COUNTY EXECUTIVE  
DETAIL

LEGISLATIVE DISTRICT OR TOWN	TOTAL VOTES	ADAM J BELLO DEM	MARK W ASSINI REP	MARK W ASSINI CON	ADAM J BELLO WOR	SCATTER	BLANK AND VOID
Chili							
18	183	64	87	23	6	0	3
19	153	74	61	14	3	0	1
20	261	134	78	35	14	0	0
21	126	65	44	15	2	0	0
22	210	130	53	14	13	0	0
23	154	64	63	21	5	0	1
24	361	179	113	54	14	0	1
25	131	65	43	15	8	0	0
26	240	76	111	42	11	0	0
27	161	63	61	23	14	0	0
28	140	71	46	15	8	0	0
29	146	60	54	25	6	0	1
30	73	32	32	4	4	0	1
31	199	113	60	14	12	0	0
32	182	76	71	22	10	0	3
33	24	4	13	7	0	0	0
34	32	7	18	6	1	0	0
35	15	5	7	3	0	0	0
Chili	6,450	2,855	2,423	853	279	1	39
Clarkson							
1	297	101	144	45	5	0	2
2	25	9	13	3	0	0	0
3	153	71	52	23	7	0	0
4	291	83	155	46	3	0	4
5	318	121	122	62	12	0	1
6	137	54	48	26	7	0	2
Clarkson	1,221	439	534	205	34	0	9
East Rochester							
1	180	107	44	22	7	0	0
2	200	118	44	20	17	0	1
3	225	117	74	21	9	1	3
4	147	84	40	9	12	0	2
5	159	90	44	11	13	0	1
6	257	155	64	18	16	0	4
7	185	106	49	9	19	0	2
East Rochester	1,353	777	359	110	93	1	13
Gates							
1	74	33	28	7	5	0	1
2	164	57	87	18	2	0	0
3	141	56	69	11	4	0	1
4	164	64	73	17	7	1	2
5	213	100	84	22	6	0	1
6	168	72	72	19	5	0	0



COUNTY EXECUTIVE  
DETAIL

LEGISLATIVE DISTRICT OR TOWN	TOTAL VOTES	ADAM J BELLO DEM	MARK W ASSINI REP	MARK W ASSINI CON	ADAM J BELLO WOR	SCATTER	BLANK AND VOID
Gates							
7	410	155	197	48	9	0	1
8	137	33	81	14	6	0	3
9	148	73	64	9	1	0	1
10	110	51	45	13	1	0	0
11	116	46	51	13	3	0	3
12	34	13	16	4	0	0	1
13	138	66	57	9	5	0	1
14	107	38	52	16	1	0	0
15	232	105	101	20	6	0	0
16	150	63	67	16	3	0	1
17	139	49	69	17	3	0	1
18	218	61	119	36	1	0	1
19	168	57	83	25	3	0	0
20	60	26	30	4	0	0	0
21	156	58	78	12	8	0	0
22	135	65	48	16	4	0	2
23	166	76	70	18	2	0	0
24	385	174	152	42	10	0	7
25	101	32	50	13	4	1	1
26	224	76	120	21	7	0	0
27	198	84	80	28	6	0	0
28	126	42	71	7	6	0	0
29	146	65	60	15	5	0	1
30	108	27	63	15	3	0	0
31	144	51	71	17	5	0	0
32	147	58	64	21	4	0	0
33	59	24	27	5	3	0	0
34	140	48	67	20	3	0	2
35	107	39	54	11	3	0	0
36	48	18	18	9	3	0	0
37	28	6	20	1	1	0	0
38	78	32	40	3	3	0	0
39	98	40	41	11	6	0	0
40	34	17	11	4	2	0	0
Gates	5,719	2,250	2,650	627	159	2	31
Greece							
1	143	67	45	21	8	1	1
2	201	69	82	38	11	0	1
3	97	49	27	15	5	0	1
4	112	62	29	17	3	0	1
5	91	51	26	9	4	0	1
6	84	47	26	7	4	0	0
7	111	53	34	19	5	0	0

COUNTY EXECUTIVE  
DETAIL

LEGISLATIVE DISTRICT OR TOWN	TOTAL VOTES	ADAM J BELLO DEM	MARK W ASSINI REP	MARK W ASSINI CON	ADAM J BELLO WOR	SCATTER	BLANK AND VOID
Greece							
8	98	48	33	14	3	0	0
9	107	57	27	15	7	0	1
10	97	41	38	14	3	0	1
11	52	26	18	3	5	0	0
12	65	28	28	8	1	0	0
13	116	61	36	12	7	0	0
14	82	49	16	9	7	0	1
15	130	61	45	20	3	1	0
16	105	45	42	15	3	0	0
17	196	84	78	26	8	0	0
18	156	75	52	22	5	0	2
19	120	64	39	7	9	0	1
20	109	54	34	15	5	0	1
21	135	66	38	26	5	0	0
22	99	48	34	9	8	0	0
23	179	94	59	17	5	0	4
24	204	81	100	20	1	0	2
25	103	52	34	10	7	0	0
26	89	44	28	15	1	0	1
27	220	84	97	32	7	0	0
28	183	72	74	29	7	1	0
29	125	63	49	11	2	0	0
30	84	37	35	6	5	0	1
31	112	52	41	16	3	0	0
32	101	54	26	12	8	0	1
33	168	68	72	24	4	0	0
34	194	89	69	25	8	1	2
35	145	68	48	20	7	2	0
36	161	87	51	19	3	0	1
37	106	42	42	17	4	1	0
38	86	37	28	19	2	0	0
39	86	42	25	18	1	0	0
40	97	53	29	12	3	0	0
41	153	83	45	19	6	0	0
42	118	51	46	16	5	0	0
43	177	72	64	35	6	0	0
44	218	108	71	34	5	0	0
45	231	83	109	33	4	0	2
46	79	44	15	13	6	0	1
47	143	61	48	20	13	0	1
48	82	48	28	5	0	0	1
49	108	51	34	14	8	0	1
50	122	59	39	18	6	0	0

COUNTY EXECUTIVE  
DETAIL

LEGISLATIVE DISTRICT OR TOWN	TOTAL VOTES	ADAM J BELLO DEM	MARK W ASSINI REP	MARK W ASSINI CON	ADAM J BELLO WOR	SCATTER	BLANK AND VOID
Greece							
51	73	35	25	11	2	0	0
52	189	89	80	15	5	0	0
53	90	46	35	8	1	0	0
54	179	60	94	21	4	0	0
55	97	42	35	17	2	0	1
56	152	81	47	19	4	0	1
57	118	57	41	19	1	0	0
58	199	98	71	27	3	0	0
59	57	32	12	7	5	0	1
60	119	66	33	20	0	0	0
61	65	31	20	12	2	0	0
62	154	69	57	20	8	0	0
63	104	55	27	14	7	0	1
64	119	54	46	10	8	0	1
65	193	96	77	9	8	0	3
66	58	25	23	8	2	0	0
67	127	36	64	19	6	0	2
68	156	61	58	28	9	0	0
69	107	47	36	19	4	0	1
70	489	202	225	56	5	1	0
71	187	92	67	18	8	0	2
72	201	105	68	25	3	0	0
73	65	32	16	12	5	0	0
74	105	52	38	11	4	0	0
75	95	41	38	12	4	0	0
76	147	56	67	21	2	0	1
77	149	73	57	16	2	0	1
78	85	36	38	9	2	0	0
79	319	147	125	41	4	0	2
80	215	95	91	24	4	0	1
81	100	51	35	9	5	0	0
82	123	75	29	14	5	0	0
83	52	27	10	12	1	0	2
84	169	76	64	22	6	0	1
85	192	93	66	28	4	1	0
86	184	81	71	29	3	0	0
87	56	32	10	10	3	0	1
88	213	110	65	32	5	0	1
89	112	52	45	11	4	0	0
90	205	76	80	43	6	0	0
91	307	138	116	42	11	0	0
92	213	98	85	17	11	0	2
93	171	96	59	13	3	0	0

COUNTY EXECUTIVE  
DETAIL

LEGISLATIVE DISTRICT OR TOWN	TOTAL VOTES	ADAM J BELLO DEM	MARK W ASSINI REP	MARK W ASSINI CON	ADAM J BELLO WOR	SCATTER	BLANK AND VOID
Greece							
94	115	54	36	21	3	0	1
95	83	40	31	7	4	0	1
96	33	17	10	4	1	0	1
97	287	125	115	40	4	0	3
98	200	102	53	33	11	0	1
99	47	23	15	9	0	0	0
100	230	117	70	30	12	0	1
101	88	37	34	15	2	0	0
102	226	100	95	23	5	0	3
103	188	73	71	32	11	0	1
104	93	40	28	19	6	0	0
105	228	105	88	29	6	0	0
106	153	64	64	21	2	0	2
107	106	37	49	16	4	0	0
108	144	57	60	24	3	0	0
109	200	96	68	30	4	1	1
110	126	50	50	16	10	0	0
111	56	30	19	5	2	0	0
112	35	15	15	4	1	0	0
113	0	0	0	0	0	0	0
114	69	37	23	8	1	0	0
115	123	48	52	15	5	1	2
116	144	83	41	17	3	0	0
117	86	32	39	11	4	0	0
118	65	19	31	13	1	0	1
Greece	16,015	7,401	5,836	2,142	552	11	73
Hamlin							
1	142	63	58	17	4	0	0
2	174	64	76	26	8	0	0
3	177	58	79	28	12	0	0
4	124	36	68	15	4	0	1
5	165	47	72	41	4	0	1
6	164	61	73	26	3	1	0
7	265	91	112	40	17	1	4
8	120	41	52	20	6	0	1
9	101	36	46	15	3	0	1
10	225	99	77	37	7	0	5
Hamlin	1,657	596	713	265	68	2	13
Henrietta							
1	290	143	107	24	16	0	0
2	208	122	52	18	13	0	3
3	92	55	20	6	10	1	0
4	231	160	52	11	6	0	2

COUNTY EXECUTIVE  
DETAIL

LEGISLATIVE DISTRICT OR TOWN	TOTAL VOTES	ADAM J BELLO DEM	MARK W ASSINI REP	MARK W ASSINI CON	ADAM J BELLO WOR	SCATTER	BLANK AND VOID
Henrietta							
5	222	114	75	26	6	0	1
6	194	102	63	20	9	0	0
7	216	125	59	19	10	0	3
8	209	110	67	19	10	0	3
9	151	99	35	12	4	0	1
10	221	104	77	23	13	1	3
11	154	99	38	11	4	0	2
12	197	105	65	19	7	0	1
13	321	194	81	28	15	1	2
14	169	81	61	17	8	0	2
15	304	192	70	21	20	0	1
16	114	59	35	9	10	0	1
17	272	170	65	27	10	0	0
18	248	144	78	16	8	0	2
19	177	104	38	21	14	0	0
20	3	1	0	2	0	0	0
21	168	94	47	18	8	0	1
22	379	224	97	39	13	0	6
23	202	120	51	20	8	0	3
24	230	148	45	14	20	0	3
25	213	106	65	27	14	0	1
26	504	275	140	65	19	0	5
27	358	185	108	42	21	0	2
28	294	148	100	35	7	1	3
29	653	391	169	55	30	0	8
30	190	114	54	10	12	0	0
31	175	109	32	22	10	0	2
32	412	297	70	29	15	0	1
33	142	70	50	13	9	0	0
34	136	75	42	13	5	0	1
35	272	139	92	22	14	0	5
36	324	180	87	37	17	0	3
37	319	213	63	29	13	0	1
Henrietta	8,964	5,171	2,450	839	428	4	72
Irondequoit							
1	266	151	76	22	15	0	2
2	165	100	35	17	11	0	2
3	233	122	68	23	17	0	3
4	93	53	33	4	3	0	0
5	157	90	42	13	11	0	1
6	364	247	66	31	20	0	0
7	349	210	84	36	16	0	3
8	246	129	82	23	11	0	1

COUNTY EXECUTIVE  
DETAIL

LEGISLATIVE DISTRICT OR TOWN	TOTAL VOTES	ADAM J BELLO DEM	MARK W ASSINI REP	MARK W ASSINI CON	ADAM J BELLO WOR	SCATTER	BLANK AND VOID
Irondequoit							
9	223	121	81	10	8	0	3
10	233	132	65	23	12	0	1
11	112	68	27	7	9	0	1
12	159	107	26	11	13	0	2
13	289	189	68	13	17	0	2
14	299	152	99	31	17	0	0
15	309	185	82	24	18	0	0
16	421	270	109	29	12	0	1
17	148	89	27	18	13	0	1
18	212	123	54	22	12	0	1
19	206	144	36	12	12	0	2
20	215	125	57	21	12	0	0
21	220	144	43	14	19	0	0
22	263	164	60	27	12	0	0
23	187	120	47	9	11	0	0
24	203	115	48	21	13	0	6
25	187	104	53	17	12	0	1
26	107	75	18	6	6	0	2
27	162	92	47	14	8	0	1
28	208	94	73	27	12	0	2
29	145	85	42	10	8	0	0
30	234	136	65	12	19	0	2
31	285	168	77	17	23	0	0
32	209	148	36	6	18	0	1
33	166	85	56	15	9	0	1
34	325	171	120	24	10	0	0
35	128	80	27	7	13	0	1
36	34	18	7	4	5	0	0
37	142	75	44	13	8	0	2
38	87	56	16	5	8	0	2
39	8	5	1	1	1	0	0
40	191	122	54	6	7	0	2
41	181	102	44	17	17	0	1
42	282	128	106	24	24	0	0
43	137	69	37	19	11	0	1
44	479	254	170	27	25	0	3
45	128	62	49	9	7	0	1
46	198	106	70	12	7	0	3
47	86	52	26	6	2	0	0
48	174	103	52	11	7	0	1
49	338	189	106	23	16	0	4
50	84	57	19	5	3	0	0
51	312	192	72	27	20	0	1

COUNTY EXECUTIVE  
DETAIL

LEGISLATIVE DISTRICT OR TOWN	TOTAL VOTES	ADAM J BELLO DEM	MARK W ASSINI REP	MARK W ASSINI CON	ADAM J BELLO WOR	SCATTER	BLANK AND VOID
Irondequoit							
52	175	112	41	11	8	0	3
53	188	108	58	11	11	0	0
54	64	38	17	5	4	0	0
55	218	145	50	9	14	0	0
56	135	84	34	12	5	0	0
57	279	154	82	29	10	0	4
58	242	143	58	21	16	0	4
59	166	83	49	24	9	0	1
60	223	119	68	24	9	0	3
61	258	152	67	22	15	0	2
62	274	170	62	23	14	0	5
63	167	89	49	20	9	0	0
64	76	54	14	3	4	0	1
65	105	69	27	3	6	0	0
66	57	41	14	1	0	0	1
67	126	75	30	14	7	0	0
68	173	95	57	12	9	0	0
69	36	23	8	2	3	0	0
70	20	16	4	0	0	0	0
71	8	7	1	0	0	0	0
Irondequoit	13,579	7,955	3,692	1,071	773	0	88
Mendon							
1	354	181	119	44	9	0	1
2	329	193	89	29	14	0	4
3	357	176	122	43	14	0	2
4	250	139	78	18	14	0	1
5	332	179	98	40	14	0	1
6	315	140	118	46	5	0	6
7	317	160	110	39	6	0	2
8	127	63	40	14	8	0	2
9	277	136	95	36	8	0	2
Mendon	2,658	1,367	869	309	92	0	21
Ogden							
1	210	92	75	34	5	0	4
2	195	95	72	23	5	0	0
3	310	123	144	32	10	0	1
4	194	64	93	32	4	1	0
5	199	78	74	35	12	0	0
6	229	104	89	29	7	0	0
7	162	39	78	42	3	0	0
8	197	87	84	20	6	0	0
9	187	83	74	23	7	0	0
10	193	71	79	37	5	0	1

COUNTY EXECUTIVE  
DETAIL

LEGISLATIVE DISTRICT OR TOWN	TOTAL VOTES	ADAM J BELLO DEM	MARK W ASSINI REP	MARK W ASSINI CON	ADAM J BELLO WOR	SCATTER	BLANK AND VOID
Ogden							
11	204	67	85	45	6	0	1
12	277	82	144	39	12	0	0
13	222	85	97	29	9	0	2
14	172	60	75	31	6	0	0
15	281	114	121	35	6	0	5
16	147	38	66	41	2	0	0
17	177	64	81	28	4	0	0
18	290	120	112	45	13	0	0
19	230	88	106	29	7	0	0
20	278	94	120	62	2	0	0
Ogden	4,354	1,648	1,869	691	131	1	14
Parma							
1	238	95	97	38	7	0	1
2	245	105	94	34	10	0	2
3	149	55	67	20	6	0	1
4	196	63	93	32	8	0	0
5	146	51	59	29	6	0	1
6	100	28	53	15	3	0	1
7	183	61	85	35	2	0	0
8	275	125	108	27	11	0	4
9	210	71	92	43	2	0	2
10	197	60	81	50	6	0	0
11	253	94	102	48	9	0	0
12	189	83	73	26	7	0	0
13	388	126	179	75	7	0	1
14	115	38	52	19	5	0	1
15	231	77	105	37	12	0	0
Parma	3,115	1,132	1,340	528	101	0	14
Penfield							
1	86	48	27	10	0	0	1
2	212	125	51	22	13	0	1
3	268	140	86	32	6	0	4
4	354	141	137	65	10	0	1
5	314	164	105	32	13	0	0
6	236	108	97	25	5	0	1
7	239	149	56	23	10	0	1
8	84	45	23	14	2	0	0
9	292	210	53	17	11	0	1
10	185	108	47	19	4	1	6
11	125	66	43	11	4	0	1
12	231	146	51	23	11	0	0
13	245	137	75	22	8	0	3
14	312	124	135	40	10	0	3



COUNTY EXECUTIVE  
DETAIL

LEGISLATIVE DISTRICT OR TOWN	TOTAL VOTES	ADAM J BELLO DEM	MARK W ASSINI REP	MARK W ASSINI CON	ADAM J BELLO WOR	SCATTER	BLANK AND VOID
Penfield							
15	373	225	99	35	12	0	2
16	114	83	20	5	5	0	1
17	267	161	72	23	10	0	1
18	189	112	61	9	7	0	0
19	380	215	105	44	14	0	2
20	265	134	86	34	9	0	2
21	268	171	56	16	23	0	2
22	232	168	33	22	7	1	1
23	364	205	110	32	16	0	1
24	356	190	107	43	14	0	2
25	181	84	69	23	4	0	1
26	131	64	44	12	10	0	1
27	295	183	77	20	14	0	1
28	202	107	62	26	4	0	3
29	264	158	63	30	13	0	0
30	506	229	201	56	17	0	3
31	200	131	52	9	7	0	1
32	80	58	17	2	3	0	0
33	186	98	56	16	15	0	1
34	287	153	99	26	7	0	2
35	364	210	102	36	16	0	0
36	270	165	75	18	11	0	1
37	470	220	196	38	12	1	3
38	163	78	67	14	4	0	0
39	154	82	49	18	5	0	0
40	180	87	66	16	8	0	3
41	330	184	113	29	4	0	0
42	248	106	106	28	7	0	1
43	25	10	13	1	0	0	1
44	0	0	0	0	0	0	0
45	53	31	14	6	2	0	0
46	11	5	5	0	1	0	0
Penfield	10,591	5,818	3,281	1,042	388	3	59
Perinton							
1	420	234	135	45	6	0	0
2	273	159	74	26	12	1	1
3	212	124	51	32	5	0	0
4	245	159	47	24	11	0	4
5	120	72	31	8	7	0	2
6	238	153	53	15	15	0	2
7	335	209	85	25	14	1	1
8	238	144	63	19	10	0	2
9	339	183	107	38	8	0	3

COUNTY EXECUTIVE  
DETAIL

LEGISLATIVE DISTRICT OR TOWN	TOTAL VOTES	ADAM J BELLO DEM	MARK W ASSINI REP	MARK W ASSINI CON	ADAM J BELLO WOR	SCATTER	BLANK AND VOID
Perinton							
10	265	171	66	16	10	0	2
11	147	83	40	16	7	0	1
12	225	136	64	17	7	0	1
13	229	142	63	13	8	0	3
14	261	142	79	29	9	0	2
15	256	151	68	22	14	0	1
16	201	129	43	18	8	0	3
17	217	142	45	20	9	0	1
18	237	141	60	27	8	0	1
19	219	122	62	20	13	0	2
20	217	138	56	17	6	0	0
21	270	156	73	28	13	0	0
22	190	117	43	15	14	0	1
23	384	226	109	34	11	0	4
24	388	234	107	34	11	0	2
25	200	131	43	13	10	0	3
26	14	1	12	0	1	0	0
27	212	121	67	17	4	0	3
28	218	129	68	11	8	0	2
29	147	79	43	19	6	0	0
30	236	145	65	17	9	0	0
31	143	87	35	11	7	0	3
32	215	126	56	23	9	0	1
33	269	167	72	13	16	0	1
34	292	190	74	15	10	0	3
35	249	137	75	22	13	1	1
36	131	72	41	12	5	0	1
37	293	186	66	28	11	1	1
38	363	216	103	27	15	0	2
39	294	152	91	40	9	0	2
40	206	125	58	12	9	0	2
41	143	84	40	14	4	0	1
42	183	102	55	17	8	0	1
43	448	246	154	31	11	0	6
44	193	111	53	17	12	0	0
45	478	272	141	49	15	0	1
46	134	82	36	12	3	0	1
47	166	87	51	14	14	0	0
48	222	133	63	21	5	0	0
49	201	110	60	23	7	0	1
50	22	10	11	0	1	0	0
51	89	43	31	12	3	0	0
52	260	174	62	14	8	1	1

COUNTY EXECUTIVE  
DETAIL

LEGISLATIVE DISTRICT OR TOWN	TOTAL VOTES	ADAM J BELLO DEM	MARK W ASSINI REP	MARK W ASSINI CON	ADAM J BELLO WOR	SCATTER	BLANK AND VOID
Perinton							
53	229	136	60	16	15	0	2
54	450	246	162	30	10	1	1
55	110	60	37	8	3	0	2
56	396	224	123	39	9	0	1
57	250	141	84	12	11	0	2
58	132	83	42	4	3	0	0
59	84	44	22	15	2	0	1
60	209	84	89	30	6	0	0
61	123	73	36	10	4	0	0
Perinton	14,130	8,276	4,005	1,226	532	6	85
Pittsford							
1	205	123	49	16	16	1	0
2	229	150	49	14	12	1	3
3	372	258	85	15	11	0	3
4	315	210	73	20	9	0	3
5	213	142	41	19	10	0	1
6	170	130	26	8	4	0	2
7	128	80	31	9	8	0	0
8	212	121	66	22	2	0	1
9	273	159	78	22	11	0	3
10	277	160	81	14	17	1	4
11	227	137	63	17	10	0	0
12	247	149	73	13	7	2	3
13	205	115	51	19	16	0	4
14	285	177	79	24	5	0	0
15	147	74	53	15	4	0	1
16	207	135	48	15	6	1	2
17	305	190	80	19	13	0	3
18	187	118	44	18	5	0	2
19	157	80	49	26	2	0	0
20	270	178	63	18	10	0	1
21	259	176	61	13	8	0	1
22	321	205	80	27	6	0	3
23	219	112	71	27	8	0	1
24	310	205	75	20	6	0	4
25	288	188	70	23	5	0	2
26	260	133	89	26	9	1	2
27	227	161	43	14	8	0	1
28	255	176	59	11	8	1	0
29	245	121	94	17	10	0	3
30	224	143	63	8	10	0	0
31	307	171	110	14	10	0	2
32	324	194	92	24	12	0	2

COUNTY EXECUTIVE  
DETAIL

LEGISLATIVE DISTRICT OR TOWN	TOTAL VOTES	ADAM J BELLO DEM	MARK W ASSINI REP	MARK W ASSINI CON	ADAM J BELLO WOR	SCATTER	BLANK AND VOID
Pittsford							
33	10	6	3	1	0	0	0
34	372	226	105	23	10	2	6
35	59	35	16	5	3	0	0
36	456	281	123	29	14	2	7
Pittsford	8,767	5,419	2,336	625	305	12	70
Riga							
1	286	120	118	33	13	0	2
2	329	110	150	59	8	0	2
3	167	78	66	16	7	0	0
4	232	78	112	35	6	0	1
5	214	64	108	36	5	0	1
6	171	50	75	43	1	0	2
Riga	1,399	500	629	222	40	0	8
Rush							
1	381	175	124	60	20	0	2
2	247	103	93	43	7	0	1
3	344	187	105	33	12	0	7
4	378	165	146	49	14	0	4
Rush	1,350	630	468	185	53	0	14
Sweden							
1	205	112	60	26	7	0	0
2	67	40	19	4	2	0	2
3	186	99	47	24	16	0	0
4	245	129	74	34	7	0	1
5	44	26	10	7	0	0	1
6	150	81	39	22	7	0	1
7	173	98	47	22	6	0	0
8	190	63	81	38	6	1	1
9	157	83	52	17	5	0	0
10	283	92	112	64	13	0	2
11	62	39	11	8	4	0	0
12	201	81	74	41	4	1	0
Sweden	1,963	943	626	307	77	2	8
Webster							
1	214	119	68	19	7	0	1
2	219	121	66	17	15	0	0
3	272	161	68	34	9	0	0
4	99	54	24	11	9	0	1
5	222	111	73	22	15	0	1
6	159	78	58	19	3	0	1
7	246	125	87	23	8	1	2
8	199	82	74	30	13	0	0
9	214	92	78	36	8	0	0

COUNTY EXECUTIVE  
DETAIL

LEGISLATIVE DISTRICT OR TOWN	TOTAL VOTES	ADAM J BELLO DEM	MARK W ASSINI REP	MARK W ASSINI CON	ADAM J BELLO WOR	SCATTER	BLANK AND VOID
Webster							
10	481	189	201	65	25	0	1
11	229	96	98	22	12	0	1
12	313	139	115	38	13	0	8
13	184	102	59	17	5	0	1
14	205	118	57	21	8	0	1
15	154	80	59	10	5	0	0
16	250	120	80	36	9	0	5
17	205	85	84	30	6	0	0
18	128	67	34	18	8	0	1
19	141	60	54	21	4	1	1
20	424	179	177	53	14	0	1
21	256	125	94	29	6	0	2
22	231	97	94	28	11	0	1
23	213	107	68	26	8	0	4
24	604	280	214	71	33	1	5
25	270	153	81	28	7	0	1
26	232	121	83	23	5	0	0
27	368	189	125	39	9	0	6
28	214	89	81	31	10	0	3
29	147	79	48	15	4	0	1
30	90	50	31	7	2	0	0
31	223	88	87	38	10	0	0
32	311	161	104	36	10	0	0
33	227	112	80	30	5	0	0
34	120	53	47	17	2	0	1
35	148	80	40	22	4	0	2
36	161	82	57	18	4	0	0
37	368	171	143	35	17	0	2
38	207	124	60	15	7	0	1
39	217	126	68	19	4	0	0
40	101	72	20	6	3	0	0
41	364	182	130	40	9	0	3
42	241	110	88	32	10	0	1
43	174	80	68	19	5	0	2
44	152	67	67	14	2	0	2
45	22	9	11	2	0	0	0
46	77	36	28	10	3	0	0
47	63	44	11	7	0	0	1
Webster	10,359	5,065	3,642	1,199	386	3	64
Wheatland							
1	255	117	88	36	11	0	3
2	239	82	95	46	9	0	7
3	285	150	79	39	11	0	6

COUNTY EXECUTIVE  
DETAIL

LEGISLATIVE DISTRICT OR TOWN	TOTAL VOTES	ADAM J BELLO DEM	MARK W ASSINI REP	MARK W ASSINI CON	ADAM J BELLO WOR	SCATTER	BLANK AND VOID
Wheatland							
4	216	113	73	21	6	0	3
5	311	95	150	50	9	0	7
Wheatland	<u>1,306</u>	<u>557</u>	<u>485</u>	<u>192</u>	<u>46</u>	<u>0</u>	<u>26</u>
TOWNS	<u>123,499</u>	<u>64,931</u>	<u>39,529</u>	<u>13,031</u>	<u>5,170</u>	<u>61</u>	<u>777</u>
GRAND TOTAL:	<u><u>143,784</u></u>	<u><u>79,773</u></u>	<u><u>41,765</u></u>	<u><u>13,908</u></u>	<u><u>7,158</u></u>	<u><u>99</u></u>	<u><u>1,081</u></u>

FAMILY COURT JUDGE  
(VOTE FOR 2)  
SUMMARY

LEGISLATIVE DISTRICT OR TOWN	TOTAL VOTES	MARIA J CUBILLOS-REED DEM	MAROUN G AJAKA DEM	KRISTINE M DEMO-VAZQUEZ REP	DANDREA L RUHLMANN REP	KRISTINE M DEMO-VAZQUEZ CON	DANDREA L RUHLMANN CON	MARIA J CUBILLOS-REED WOR	MAROUN G AJAKA WOR	SCATTER	BLANK AND VOID
Leg. Dist. 04	0	0	0	0	0	0	0	0	0	0	0
Leg. Dist. 16	16	7	5	1	3	0	0	0	0	0	0
Leg. Dist. 17	4,054	1,232	1,003	361	368	132	139	240	225	6	348
Leg. Dist. 21	3,590	1,165	883	291	214	106	90	136	128	0	577
Leg. Dist. 22	2,530	880	625	170	106	52	37	75	77	4	504
Leg. Dist. 23	8,716	2,678	2,313	613	616	239	221	689	678	3	666
Leg. Dist. 24	4,068	1,237	1,075	234	246	96	107	409	382	4	278
Leg. Dist. 25	3,446	1,224	957	178	146	68	53	113	96	0	611
Leg. Dist. 26	4,098	1,014	791	620	518	193	194	155	138	2	473
Leg. Dist. 27	4,586	1,600	1,259	269	187	113	86	176	172	0	724
Leg. Dist. 28	2,236	700	516	199	149	71	63	62	49	0	427
Leg. Dist. 29	3,230	1,007	774	294	238	113	92	82	69	3	558
CITY	40,570	12,744	10,201	3,230	2,791	1,183	1,082	2,137	2,014	22	5,166
Brighton	17,098	5,444	4,646	1,740	1,755	509	520	659	658	23	1,144
Chili	12,900	2,239	1,678	2,754	2,651	978	980	247	215	3	1,155
Clarkson	2,442	340	266	579	524	209	218	32	23	0	251
East Rochester	2,706	621	514	481	398	146	138	78	68	2	260
Gates	11,438	1,979	1,475	2,564	2,387	709	697	199	147	5	1,276
Greece	32,030	5,790	4,259	6,679	6,226	2,512	2,468	530	436	14	3,116
Hamlin	3,314	429	323	812	746	293	306	54	32	2	317
Henrietta	17,928	4,262	3,438	3,206	2,723	1,031	961	385	337	10	1,575
Irondequoit	27,158	6,427	5,074	4,632	4,153	1,428	1,382	775	691	5	2,591

FAMILY COURT JUDGE  
(VOTE FOR 2)  
SUMMARY

LEGISLATIVE DISTRICT OR TOWN	TOTAL VOTES	MARIA J CUBILLOS-REED	MAROUN G AJAKA	KRISTINE M DEMO-VAZQUEZ	DANDREA L RUHLMANN	KRISTINE M DEMO-VAZQUEZ	DANDREA L RUHLMANN	MARIA J CUBILLOS-REED	MAROUN G AJAKA	SCATTER	BLANK AND VOID
		DEM	DEM	REP	REP	CON	CON	WOR	WOR		
Mendon	5,316	1,096	898	1,011	968	358	351	84	78	0	472
Ogden	8,708	1,283	980	2,027	1,917	739	743	139	106	0	774
Parma	6,230	848	620	1,479	1,368	614	613	84	76	2	526
Penfield	21,182	4,998	3,956	3,867	3,828	1,187	1,196	367	346	2	1,435
Perinton	28,260	6,945	5,594	5,025	4,715	1,474	1,485	527	485	3	2,007
Pittsford	17,534	4,549	3,856	2,957	2,924	770	763	323	304	18	1,070
Riga	2,798	355	263	715	659	240	256	41	18	0	251
Rush	2,700	481	354	582	525	217	218	57	47	0	219
Sweden	3,926	765	629	739	686	325	320	71	69	4	318
Webster	20,718	4,174	3,135	4,240	3,947	1,404	1,412	387	323	6	1,690
Wheatland	2,612	422	336	503	482	223	226	34	39	4	343
TOWNS	<u>246,998</u>	<u>53,447</u>	<u>42,294</u>	<u>46,592</u>	<u>43,582</u>	<u>15,366</u>	<u>15,253</u>	<u>5,073</u>	<u>4,498</u>	<u>103</u>	<u>20,790</u>
GRAND TOTAL:	<u><u>287,568</u></u>	<u><u>66,191</u></u>	<u><u>52,495</u></u>	<u><u>49,822</u></u>	<u><u>46,373</u></u>	<u><u>16,549</u></u>	<u><u>16,335</u></u>	<u><u>7,210</u></u>	<u><u>6,512</u></u>	<u><u>125</u></u>	<u><u>25,956</u></u>



FAMILY COURT JUDGE  
(VOTE FOR 2)  
DETAIL

LEGISLATIVE DISTRICT OR TOWN	TOTAL VOTES	MARIA J CUBILLOS-REED DEM	MAROUN G AJAKA DEM	KRISTINE M DEMO-VAZQUEZ REP	DANDREA L RUHLMANN REP	KRISTINE M DEMO-VAZQUEZ CON	DANDREA L RUHLMANN CON	MARIA J CUBILLOS-REED WOR	MAROUN G AJAKA WOR	SCATTER	BLANK AND VOID
Leg. Dist. 04											
1	0	0	0	0	0	0	0	0	0	0	0
Leg. Dist. 04	0	0	0	0	0	0	0	0	0	0	0
Leg. Dist. 16											
1	16	7	5	1	3	0	0	0	0	0	0
Leg. Dist. 16	16	7	5	1	3	0	0	0	0	0	0
Leg. Dist. 17											
1	198	65	53	13	13	5	6	17	16	0	10
2	88	27	16	5	6	1	1	10	12	0	10
3	22	5	5	2	3	3	0	2	1	0	1
4	360	115	83	26	25	8	9	25	23	0	46
5	94	28	23	11	9	3	4	5	4	0	7
6	132	39	34	10	15	8	8	4	3	0	11
7	366	113	90	25	22	13	13	34	28	2	26
8	34	11	9	1	2	1	1	4	4	0	1
9	16	2	2	2	2	2	1	3	2	0	0
10	156	42	34	13	18	10	10	12	12	0	5
11	352	104	84	33	38	9	6	21	22	2	33
12	580	181	141	55	43	28	25	28	28	0	51
13	310	78	70	41	37	9	15	17	13	1	29
14	480	144	133	43	55	10	16	19	18	0	42
15	522	165	135	49	52	12	15	26	27	0	41
16	270	91	76	27	23	7	9	12	11	1	13
17	74	22	15	5	5	3	0	1	1	0	22
Leg. Dist. 17	4,054	1,232	1,003	361	368	132	139	240	225	6	348

FAMILY COURT JUDGE  
(VOTE FOR 2)  
DETAIL

LEGISLATIVE DISTRICT OR TOWN	TOTAL VOTES	MARIA J CUBILLOS-REED DEM	MAROUN G AJAKA DEM	KRISTINE M DEMO-VAZQUEZ REP	DANDREA L RUHLMANN REP	KRISTINE M DEMO-VAZQUEZ CON	DANDREA L RUHLMANN CON	MARIA J CUBILLOS-REED WOR	MAROUN G AJAKA WOR	SCATTER	BLANK AND VOID
Leg. Dist. 21											
1	134	36	31	11	10	8	8	6	6	0	18
2	128	37	24	13	8	5	4	3	2	0	32
3	138	44	31	9	6	1	2	9	9	0	27
4	162	57	34	17	10	4	2	3	3	0	32
5	68	21	19	2	2	2	1	7	7	0	7
6	208	72	53	15	11	5	6	8	9	0	29
7	62	16	8	9	10	2	1	1	1	0	14
8	318	107	100	19	17	5	3	22	18	0	27
9	216	73	59	14	10	8	6	11	11	0	24
10	128	43	31	11	8	3	2	2	2	0	26
11	52	20	11	7	2	0	0	0	0	0	12
12	154	52	42	12	6	6	7	3	3	0	23
13	170	59	39	11	5	1	2	6	8	0	39
14	196	58	47	15	16	9	6	9	9	0	27
15	126	44	45	7	4	1	1	7	4	0	13
16	98	28	22	8	7	2	1	9	7	0	14
17	84	28	23	6	6	0	0	6	5	0	10
18	86	27	21	7	6	6	5	3	2	0	9
19	22	10	7	0	1	1	1	0	0	0	2
20	20	6	5	0	0	2	1	2	2	0	2
21	70	20	16	9	5	0	0	0	0	0	20
22	164	52	33	19	10	5	4	4	5	0	32
23	122	35	35	6	3	6	5	4	3	0	25
24	62	21	15	6	3	1	1	2	2	0	11

FAMILY COURT JUDGE  
(VOTE FOR 2)  
DETAIL

LEGISLATIVE DISTRICT OR TOWN	TOTAL VOTES	MARIA J CUBILLOS-REED DEM	MAROUN G AJAKA DEM	KRISTINE M DEMO-VAZQUEZ REP	DANDREA L RUHLMANN REP	KRISTINE M DEMO-VAZQUEZ CON	DANDREA L RUHLMANN CON	MARIA J CUBILLOS-REED WOR	MAROUN G AJAKA WOR	SCATTER	BLANK AND VOID
Leg. Dist. 21											
25	190	66	50	19	16	5	7	2	0	0	25
26	6	3	1	1	0	0	0	0	0	0	1
27	14	5	5	1	0	1	1	0	0	0	1
28	16	3	2	2	1	3	3	0	0	0	2
29	58	20	19	3	3	3	2	2	2	0	4
30	4	1	2	0	0	0	0	0	0	0	1
31	144	39	27	22	18	3	3	1	3	0	28
32	0	0	0	0	0	0	0	0	0	0	0
33	114	39	14	9	9	6	4	3	4	0	26
34	56	23	12	1	1	2	1	1	1	0	14
Leg. Dist. 21	3,590	1,165	883	291	214	106	90	136	128	0	577
Leg. Dist. 22											
1	136	44	31	14	6	3	2	1	0	0	35
2	18	6	3	1	2	1	0	0	0	0	5
3	120	36	20	15	4	2	1	1	1	0	40
4	90	28	16	8	1	5	1	1	0	2	28
5	62	25	16	4	2	0	0	0	0	0	15
6	84	32	21	7	3	2	2	0	0	0	17
7	32	7	5	5	1	2	0	0	2	0	10
8	102	36	26	12	6	1	0	2	2	0	17
9	56	22	16	2	3	0	0	2	2	0	9
10	90	36	26	3	3	0	1	2	2	0	17
11	174	57	51	7	1	2	1	12	13	0	30
12	86	32	23	4	3	1	0	1	1	0	21

FAMILY COURT JUDGE  
(VOTE FOR 2)  
DETAIL

LEGISLATIVE DISTRICT OR TOWN	TOTAL VOTES	MARIA J CUBILLOS-REED DEM	MAROUN G AJAKA DEM	KRISTINE M DEMO-VAZQUEZ REP	DANDREA L RUHLMANN REP	KRISTINE M DEMO-VAZQUEZ CON	DANDREA L RUHLMANN CON	MARIA J CUBILLOS-REED WOR	MAROUN G AJAKA WOR	SCATTER	BLANK AND VOID
Leg. Dist. 22											
13	58	15	12	5	2	0	3	2	0	0	19
14	84	31	20	4	4	0	1	0	1	0	23
15	22	8	4	2	0	2	1	0	1	0	4
16	42	14	13	3	1	1	0	0	1	0	9
17	32	15	10	1	1	0	0	0	1	0	4
18	38	14	8	1	0	4	1	0	0	0	10
19	26	11	7	2	0	0	0	0	0	0	6
20	136	48	29	7	2	4	3	0	0	0	43
21	50	15	11	3	2	0	0	1	2	0	16
22	90	36	15	4	3	1	1	3	3	0	24
23	66	24	17	2	2	0	1	3	3	0	14
24	22	9	6	1	0	0	0	1	1	0	4
25	326	102	76	27	29	11	11	21	18	0	31
26	132	49	47	5	10	2	2	6	5	0	6
27	112	44	34	4	3	1	2	4	5	0	15
28	14	5	4	0	1	0	0	1	0	0	3
29	0	0	0	0	0	0	0	0	0	0	0
30	38	13	10	5	3	1	0	0	0	0	6
31	0	0	0	0	0	0	0	0	0	0	0
32	0	0	0	0	0	0	0	0	0	0	0
33	86	32	20	3	2	4	2	5	6	2	10
34	70	23	20	7	4	0	0	5	5	0	6
35	0	0	0	0	0	0	0	0	0	0	0
36	6	1	0	1	1	1	0	0	0	0	2

FAMILY COURT JUDGE  
(VOTE FOR 2)  
DETAIL

LEGISLATIVE DISTRICT OR TOWN	TOTAL VOTES	MARIA J CUBILLOS-REED DEM	MAROUN G AJAKA DEM	KRISTINE M DEMO-VAZQUEZ REP	DANDREA L RUHLMANN REP	KRISTINE M DEMO-VAZQUEZ CON	DANDREA L RUHLMANN CON	MARIA J CUBILLOS-REED WOR	MAROUN G AJAKA WOR	SCATTER	BLANK AND VOID
Leg. Dist. 22											
37	26	8	7	1	1	1	1	1	1	0	5
38	4	2	1	0	0	0	0	0	1	0	0
Leg. Dist. 22	2,530	880	625	170	106	52	37	75	77	4	504
Leg. Dist. 23											
1	150	44	42	11	16	5	5	11	10	0	6
2	190	52	45	13	10	7	7	19	20	0	17
3	170	45	40	14	13	2	3	23	21	0	9
4	460	146	152	26	30	14	12	26	24	0	30
5	120	27	28	9	7	3	2	14	13	0	17
6	144	46	38	15	15	4	5	6	7	0	8
7	328	105	92	19	24	4	6	28	28	2	20
8	284	98	85	16	10	10	9	19	18	0	19
9	204	58	52	16	17	9	8	16	15	0	13
10	224	67	53	15	15	3	3	28	28	0	12
11	292	98	71	25	28	5	3	22	20	0	20
12	426	139	115	36	33	16	12	18	15	0	42
13	286	98	83	21	21	10	9	5	7	0	32
14	232	75	66	13	11	8	5	20	20	0	14
15	216	49	42	24	20	5	7	26	27	0	16
16	390	126	108	23	32	12	13	27	21	0	28
17	382	118	104	27	28	10	12	29	28	0	26
18	296	89	81	25	24	13	11	11	10	0	32
19	220	67	49	22	27	6	6	10	11	1	21
20	244	76	63	13	12	4	2	24	27	0	23

FAMILY COURT JUDGE  
(VOTE FOR 2)  
DETAIL

LEGISLATIVE DISTRICT OR TOWN	TOTAL VOTES	MARIA J CUBILLOS-REED DEM	MAROUN G AJAKA DEM	KRISTINE M DEMO-VAZQUEZ REP	DANDREA L RUHLMANN REP	KRISTINE M DEMO-VAZQUEZ CON	DANDREA L RUHLMANN CON	MARIA J CUBILLOS-REED WOR	MAROUN G AJAKA WOR	SCATTER	BLANK AND VOID
Leg. Dist. 23											
21	20	6	5	3	2	1	1	1	1	0	0
22	0	0	0	0	0	0	0	0	0	0	0
23	8	2	2	0	0	1	1	0	0	0	2
24	0	0	0	0	0	0	0	0	0	0	0
25	300	80	73	22	21	11	13	30	30	0	20
26	272	84	80	16	11	8	5	24	25	0	19
27	316	100	85	30	29	5	6	22	25	0	14
28	480	167	140	38	47	9	10	18	17	0	34
29	176	55	49	6	6	6	5	17	18	0	14
30	384	120	103	20	18	9	10	42	42	0	20
31	438	114	100	22	26	8	6	64	62	0	36
32	352	110	90	29	18	12	5	19	16	0	53
33	292	87	73	23	24	8	9	27	27	0	14
34	258	78	65	9	9	6	7	31	34	0	19
35	162	52	39	12	12	5	3	12	11	0	16
Leg. Dist. 23	8,716	2,678	2,313	613	616	239	221	689	678	3	666
Leg. Dist. 24											
1	474	152	132	27	28	12	12	39	36	0	36
2	248	80	72	15	16	4	4	18	16	0	23
3	274	81	75	17	15	9	9	32	28	2	6
4	0	0	0	0	0	0	0	0	0	0	0
5	134	47	34	5	8	5	7	11	10	0	7
6	166	54	48	8	9	3	4	20	16	0	4
7	122	35	27	8	13	4	6	10	10	0	9

FAMILY COURT JUDGE  
(VOTE FOR 2)  
DETAIL

LEGISLATIVE DISTRICT OR TOWN	TOTAL VOTES	MARIA J CUBILLOS-REED DEM	MAROUN G AJAKA DEM	KRISTINE M DEMO-VAZQUEZ REP	DANDREA L RUHLMANN REP	KRISTINE M DEMO-VAZQUEZ CON	DANDREA L RUHLMANN CON	MARIA J CUBILLOS-REED WOR	MAROUN G AJAKA WOR	SCATTER	BLANK AND VOID
Leg. Dist. 24											
8	244	72	62	22	17	7	14	15	17	0	18
9	190	62	52	17	17	6	9	7	6	2	12
10	58	18	11	7	6	0	1	2	1	0	12
11	36	13	9	1	1	2	1	0	0	0	9
12	320	97	93	12	16	3	4	42	40	0	13
13	314	82	82	11	7	8	8	44	44	0	28
14	28	8	7	3	1	1	1	0	0	0	7
15	20	8	8	0	1	0	0	1	2	0	0
16	38	9	9	1	2	2	1	5	4	0	5
17	68	20	20	3	3	0	0	9	9	0	4
18	102	34	29	2	4	3	2	13	12	0	3
19	156	53	43	9	12	7	3	11	9	0	9
20	16	5	4	1	1	0	0	2	2	0	1
21	2	0	0	1	1	0	0	0	0	0	0
22	2	0	1	0	0	0	0	0	0	0	1
23	134	37	29	9	9	1	2	21	17	0	9
24	164	53	43	5	8	2	2	22	21	0	8
25	128	35	32	11	8	5	4	13	13	0	7
26	50	18	12	1	3	0	0	6	6	0	4
27	24	8	4	0	0	0	0	4	5	0	3
28	28	5	4	2	1	0	0	8	8	0	0
29	114	26	25	8	5	0	1	20	20	0	9
30	48	14	13	3	2	1	1	6	6	0	2
31	116	43	39	4	5	1	1	7	8	0	8

FAMILY COURT JUDGE  
(VOTE FOR 2)  
DETAIL

LEGISLATIVE DISTRICT OR TOWN	TOTAL VOTES	MARIA J CUBILLOS-REED DEM	MAROUN G AJAKA DEM	KRISTINE M DEMO-VAZQUEZ REP	DANDREA L RUHLMANN REP	KRISTINE M DEMO-VAZQUEZ CON	DANDREA L RUHLMANN CON	MARIA J CUBILLOS-REED WOR	MAROUN G AJAKA WOR	SCATTER	BLANK AND VOID
Leg. Dist. 24											
32	198	56	47	17	23	9	10	13	10	0	13
33	30	7	4	2	1	1	0	4	3	0	8
34	22	5	5	2	3	0	0	4	3	0	0
Leg. Dist. 24	4,068	1,237	1,075	234	246	96	107	409	382	4	278
Leg. Dist. 25											
1	294	108	88	17	21	4	5	8	7	0	36
2	148	55	45	3	3	0	1	6	5	0	30
3	252	86	56	14	8	9	4	6	6	0	63
4	72	31	26	4	1	0	3	1	0	0	6
5	124	53	39	1	2	0	0	2	2	0	25
6	32	14	11	0	0	0	0	2	1	0	4
7	176	63	44	6	7	3	2	2	3	0	46
8	162	59	48	7	3	3	1	2	1	0	38
9	62	22	20	2	2	0	0	1	1	0	14
10	204	69	59	15	11	0	1	15	16	0	18
11	68	23	16	2	1	2	2	3	1	0	18
12	90	30	21	2	1	4	0	7	8	0	17
13	124	48	40	6	2	2	1	3	0	0	22
14	88	32	28	4	0	1	1	2	1	0	19
15	188	75	51	10	8	4	4	3	1	0	32
16	136	47	36	15	14	2	2	4	5	0	11
17	114	31	27	10	10	7	6	4	4	0	15
18	12	6	3	0	0	0	0	0	0	0	3
19	182	59	57	9	5	5	4	13	12	0	18



FAMILY COURT JUDGE  
(VOTE FOR 2)  
DETAIL

LEGISLATIVE DISTRICT OR TOWN	TOTAL VOTES	MARIA J CUBILLOS-REED	MAROUN G AJAKA	KRISTINE M DEMO-VAZQUEZ	DANDREA L RUHLMANN	KRISTINE M DEMO-VAZQUEZ	DANDREA L RUHLMANN	MARIA J CUBILLOS-REED	MAROUN G AJAKA	SCATTER	BLANK AND VOID
		DEM	DEM	REP	REP	CON	CON	WOR	WOR		
Leg. Dist. 25											
20	14	4	4	0	0	0	0	2	2	0	2
21	60	16	16	7	8	1	1	2	1	0	8
22	324	117	84	20	18	4	5	8	4	0	64
23	82	21	19	4	7	4	4	3	2	0	18
24	46	18	9	2	0	1	1	2	3	0	10
25	0	0	0	0	0	0	0	0	0	0	0
26	16	5	5	1	2	1	1	0	0	0	1
27	124	45	34	4	2	5	1	0	1	0	32
28	144	46	36	10	6	2	0	7	6	0	31
29	98	36	32	3	4	4	3	5	3	0	8
30	6	3	2	0	0	0	0	0	0	0	1
31	4	2	1	0	0	0	0	0	0	0	1
Leg. Dist. 25	3,446	1,224	957	178	146	68	53	113	96	0	611
Leg. Dist. 26											
1	466	106	83	77	64	27	29	23	18	0	39
2	126	24	19	20	19	9	9	7	5	0	14
3	144	44	32	23	19	1	0	3	3	0	19
4	190	33	24	40	33	12	11	9	6	0	22
5	174	37	31	33	23	9	7	5	6	0	23
6	138	41	28	17	17	8	7	1	2	0	17
7	216	52	48	28	27	10	8	8	11	0	24
8	94	26	17	16	8	5	4	2	3	0	13
9	206	56	44	31	29	7	6	7	3	0	23
10	270	59	51	38	35	18	17	11	9	0	32

FAMILY COURT JUDGE  
(VOTE FOR 2)  
DETAIL

LEGISLATIVE DISTRICT OR TOWN	TOTAL VOTES	MARIA J CUBILLOS-REED DEM	MAROUN G AJAKA DEM	KRISTINE M DEMO-VAZQUEZ REP	DANDREA L RUHLMANN REP	KRISTINE M DEMO-VAZQUEZ CON	DANDREA L RUHLMANN CON	MARIA J CUBILLOS-REED WOR	MAROUN G AJAKA WOR	SCATTER	BLANK AND VOID
Leg. Dist. 26											
11	296	75	63	35	29	21	22	12	7	0	32
12	194	49	41	26	26	12	13	5	3	0	19
13	178	42	34	36	28	5	6	5	6	2	14
14	432	106	77	74	65	19	21	14	12	0	44
15	226	57	44	28	22	11	9	4	8	0	43
16	90	30	24	10	6	0	1	3	2	0	14
17	170	40	35	24	18	3	4	9	12	0	25
18	74	21	17	9	4	5	5	1	0	0	12
19	260	70	47	42	34	5	6	16	13	0	27
20	154	46	32	13	12	6	9	10	9	0	17
21	0	0	0	0	0	0	0	0	0	0	0
Leg. Dist. 26	4,098	1,014	791	620	518	193	194	155	138	2	473
Leg. Dist. 27											
1	288	94	77	20	15	12	6	6	9	0	49
2	350	120	91	26	18	12	9	11	10	0	53
3	176	63	54	10	12	3	2	8	6	0	18
4	288	93	73	16	12	10	8	20	20	0	36
5	274	93	70	13	14	3	1	15	16	0	49
6	212	74	61	12	8	4	2	3	1	0	47
7	264	83	59	24	20	5	5	15	16	0	37
8	316	116	104	13	8	4	3	17	15	0	36
9	290	94	78	22	18	12	8	17	15	0	26
10	286	107	81	18	7	8	4	9	11	0	41
11	172	49	41	10	10	10	8	14	11	0	19

FAMILY COURT JUDGE  
(VOTE FOR 2)  
DETAIL

LEGISLATIVE DISTRICT OR TOWN	TOTAL VOTES	MARIA J CUBILLOS-REED DEM	MAROUN G AJAKA DEM	KRISTINE M DEMO-VAZQUEZ REP	DANDREA L RUHLMANN REP	KRISTINE M DEMO-VAZQUEZ CON	DANDREA L RUHLMANN CON	MARIA J CUBILLOS-REED WOR	MAROUN G AJAKA WOR	SCATTER	BLANK AND VOID
Leg. Dist. 27											
12	214	84	62	5	5	4	3	6	5	0	40
13	144	51	36	16	4	0	3	4	4	0	26
14	226	88	63	11	1	1	1	5	6	0	50
15	274	102	84	7	7	6	5	8	8	0	47
16	184	62	53	10	9	3	3	3	3	0	38
17	276	104	78	13	7	2	3	7	7	0	55
18	128	51	44	5	2	4	1	1	0	0	20
19	140	46	34	10	6	8	7	5	2	0	22
20	84	26	16	8	4	2	4	2	7	0	15
21	0	0	0	0	0	0	0	0	0	0	0
Leg. Dist. 27	4,586	1,600	1,259	269	187	113	86	176	172	0	724
Leg. Dist. 28											
1	30	4	2	6	3	3	3	2	3	0	4
2	82	35	24	3	3	2	0	2	1	0	12
3	116	24	18	21	11	4	6	4	0	0	28
4	98	32	22	13	7	1	2	4	4	0	13
5	210	60	38	23	30	8	7	6	4	0	34
6	118	37	30	14	6	2	2	2	2	0	23
7	36	12	9	3	1	2	2	1	1	0	5
8	80	24	18	6	5	3	4	1	1	0	18
9	74	21	18	9	3	1	1	3	4	0	14
10	88	24	20	10	8	3	4	2	2	0	15
11	120	37	29	8	6	9	6	2	1	0	22
12	48	15	13	1	2	4	2	0	1	0	10

FAMILY COURT JUDGE  
(VOTE FOR 2)  
DETAIL

LEGISLATIVE DISTRICT OR TOWN	TOTAL VOTES	MARIA J CUBILLOS-REED DEM	MAROUN G AJAKA DEM	KRISTINE M DEMO-VAZQUEZ REP	DANDREA L RUHLMANN REP	KRISTINE M DEMO-VAZQUEZ CON	DANDREA L RUHLMANN CON	MARIA J CUBILLOS-REED WOR	MAROUN G AJAKA WOR	SCATTER	BLANK AND VOID
Leg. Dist. 28											
13	128	37	27	8	7	5	5	5	3	0	31
14	6	1	0	2	2	0	0	0	0	0	1
15	0	0	0	0	0	0	0	0	0	0	0
16	54	22	17	1	2	0	1	0	3	0	8
17	30	13	10	1	2	0	0	1	0	0	3
18	54	20	16	2	0	0	2	1	0	0	13
19	40	14	8	3	3	1	0	1	0	0	10
20	156	46	35	17	12	3	2	3	1	0	37
21	354	129	89	10	9	9	3	14	9	0	82
22	166	47	36	19	11	7	8	6	6	0	26
23	84	21	15	14	12	4	3	1	2	0	12
24	20	8	6	1	1	0	0	1	1	0	2
25	10	4	3	1	0	0	0	0	0	0	2
26	34	13	13	3	3	0	0	0	0	0	2
27	0	0	0	0	0	0	0	0	0	0	0
Leg. Dist. 28	2,236	700	516	199	149	71	63	62	49	0	427
Leg. Dist. 29											
1	14	2	1	1	0	0	0	1	0	0	9
2	168	46	36	20	10	9	5	1	1	0	40
3	116	33	31	11	8	3	2	10	7	0	11
4	48	15	10	8	4	0	1	1	2	0	7
5	146	43	35	15	11	7	8	6	1	0	20
6	122	42	26	6	7	6	2	4	5	0	24
7	70	27	16	2	2	0	0	4	3	1	15

FAMILY COURT JUDGE  
(VOTE FOR 2)  
DETAIL

LEGISLATIVE DISTRICT OR TOWN	TOTAL VOTES	MARIA J CUBILLOS-REED DEM	MAROUN G AJAKA DEM	KRISTINE M DEMO-VAZQUEZ REP	DANDREA L RUHLMANN REP	KRISTINE M DEMO-VAZQUEZ CON	DANDREA L RUHLMANN CON	MARIA J CUBILLOS-REED WOR	MAROUN G AJAKA WOR	SCATTER	BLANK AND VOID
Leg. Dist. 29											
8	136	43	31	15	12	5	4	1	1	0	24
9	44	14	10	4	3	0	1	2	1	0	9
10	74	22	17	8	5	3	2	1	0	0	16
11	178	58	49	15	13	0	5	2	1	0	35
12	124	46	33	6	3	1	1	1	0	0	33
13	84	23	17	13	8	1	0	1	1	0	20
14	58	24	19	2	3	1	1	1	2	0	5
15	58	22	17	2	0	1	1	0	0	0	15
16	4	0	0	0	0	0	0	0	0	0	4
17	28	9	7	2	2	3	2	0	0	0	3
18	14	3	3	2	0	2	1	0	1	0	2
19	26	11	8	1	1	0	0	0	1	0	4
20	62	24	19	6	0	2	2	0	0	0	9
21	212	60	41	18	22	10	10	9	9	2	31
22	62	22	19	3	4	5	4	0	0	0	5
23	156	41	32	21	18	11	3	6	4	0	20
24	146	48	40	14	11	3	4	5	6	0	15
25	108	38	31	7	4	3	3	1	1	0	20
26	264	75	62	31	32	8	6	11	5	0	34
27	126	36	29	14	11	4	2	7	7	0	16
28	180	60	46	10	11	12	11	5	5	0	20
29	12	6	5	0	0	0	0	0	0	0	1
30	64	27	19	4	4	2	2	0	0	0	6
31	290	79	57	25	24	10	8	2	4	0	81

FAMILY COURT JUDGE  
(VOTE FOR 2)  
DETAIL

LEGISLATIVE DISTRICT OR TOWN	TOTAL VOTES	MARIA J CUBILLOS-REED DEM	MAROUN G AJAKA DEM	KRISTINE M DEMO-VAZQUEZ REP	DANDREA L RUHLMANN REP	KRISTINE M DEMO-VAZQUEZ CON	DANDREA L RUHLMANN CON	MARIA J CUBILLOS-REED WOR	MAROUN G AJAKA WOR	SCATTER	BLANK AND VOID
Leg. Dist. 29 32	36	8	8	8	5	1	1	0	1	0	4
Leg. Dist. 29 CITY	3,230	1,007	774	294	238	113	92	82	69	3	558
Brighton	40,570	12,744	10,201	3,230	2,791	1,183	1,082	2,137	2,014	22	5,166
1	474	162	144	39	29	12	12	24	27	0	25
2	274	73	53	43	37	15	15	9	10	0	19
3	148	39	32	20	18	5	5	9	8	0	12
4	454	148	127	45	45	10	15	25	23	0	16
5	448	143	139	27	34	8	8	26	27	0	36
6	556	176	152	64	62	14	13	20	16	0	39
7	322	85	77	42	35	12	8	20	15	0	28
8	404	102	90	65	68	12	11	7	7	0	42
9	388	121	108	29	48	10	15	14	14	0	29
10	498	170	152	43	50	18	19	15	12	0	19
11	508	164	147	44	40	22	18	24	24	0	25
12	560	188	157	50	53	16	13	21	24	0	38
13	314	109	88	37	33	8	7	10	8	0	14
14	282	91	77	22	23	3	4	25	27	0	10
15	352	116	100	35	40	13	12	11	11	0	14
16	266	72	66	42	39	11	15	1	2	0	18
17	242	88	76	24	21	3	5	3	2	0	20
18	366	126	106	33	26	6	5	22	24	0	18
19	292	106	95	23	25	9	12	5	2	0	15
20	242	80	71	17	18	1	6	15	13	0	21

FAMILY COURT JUDGE  
(VOTE FOR 2)  
DETAIL

LEGISLATIVE DISTRICT OR TOWN	TOTAL VOTES	MARIA J CUBILLOS-REED DEM	MAROUN G AJAKA DEM	KRISTINE M DEMO-VAZQUEZ REP	DANDREA L RUHLMANN REP	KRISTINE M DEMO-VAZQUEZ CON	DANDREA L RUHLMANN CON	MARIA J CUBILLOS-REED WOR	MAROUN G AJAKA WOR	SCATTER	BLANK AND VOID
Brighton											
21	342	118	100	24	26	10	9	15	17	1	22
22	444	146	138	44	40	13	13	12	10	0	28
23	334	119	94	31	34	11	10	10	9	1	15
24	456	127	91	60	59	19	24	8	11	0	57
25	374	117	95	31	37	8	8	24	27	0	27
26	270	72	62	40	36	9	9	9	9	0	24
27	314	99	86	35	42	5	6	13	15	0	13
28	484	164	127	49	52	12	10	20	21	0	29
29	214	54	51	35	31	9	5	7	8	0	14
30	676	233	189	70	64	13	12	16	15	0	64
31	392	134	120	29	33	8	8	18	19	1	22
32	482	150	125	44	44	17	21	28	27	0	26
33	438	133	115	45	54	12	14	14	14	0	37
34	424	137	99	54	60	11	13	14	15	1	20
35	336	113	99	27	25	10	12	16	16	0	18
36	232	76	65	12	13	9	9	15	14	0	19
37	394	123	105	44	41	12	14	16	16	0	23
38	382	118	104	34	34	20	20	12	12	0	28
39	352	105	83	46	41	21	19	8	11	0	18
40	704	237	207	63	71	14	9	24	23	11	45
41	342	116	102	31	33	6	6	11	11	8	18
42	154	51	41	12	15	5	5	8	8	0	9
43	318	93	83	38	40	11	11	8	7	0	27
44	90	23	21	13	14	4	4	1	2	0	8

FAMILY COURT JUDGE  
(VOTE FOR 2)  
DETAIL

LEGISLATIVE DISTRICT OR TOWN	TOTAL VOTES	MARIA J CUBILLOS-REED DEM	MAROUN G AJAKA DEM	KRISTINE M DEMO-VAZQUEZ REP	DANDREA L RUHLMANN REP	KRISTINE M DEMO-VAZQUEZ CON	DANDREA L RUHLMANN CON	MARIA J CUBILLOS-REED WOR	MAROUN G AJAKA WOR	SCATTER	BLANK AND VOID
Brighton											
45	198	50	47	22	18	10	12	13	12	0	14
46	256	97	73	21	19	9	6	3	5	0	23
47	188	48	37	25	20	8	7	7	6	0	30
48	26	4	4	5	6	2	2	1	1	0	1
49	0	0	0	0	0	0	0	0	0	0	0
50	84	27	25	10	9	3	3	2	1	0	4
51	8	1	1	2	0	0	1	0	0	0	3
52	0	0	0	0	0	0	0	0	0	0	0
Brighton	17,098	5,444	4,646	1,740	1,755	509	520	659	658	23	1,144
Chili											
1	284	43	34	59	60	30	29	5	5	0	19
2	508	53	42	114	128	47	54	16	10	0	44
3	444	91	79	79	67	30	29	11	10	0	48
4	250	42	25	60	62	18	16	6	3	0	18
5	344	63	49	70	75	24	21	4	2	0	36
6	342	44	33	73	78	33	36	12	8	0	25
7	212	47	34	35	32	7	9	9	7	0	32
8	360	46	31	86	78	36	31	4	4	1	43
9	408	82	57	83	88	26	22	5	4	0	41
10	206	35	28	37	36	18	18	8	5	0	21
11	454	76	49	94	92	41	41	12	11	0	38
12	364	65	45	83	74	27	28	5	4	0	33
13	568	87	58	134	138	48	42	5	4	0	52
14	420	57	41	92	85	43	45	12	9	0	36



FAMILY COURT JUDGE  
(VOTE FOR 2)  
DETAIL

LEGISLATIVE DISTRICT OR TOWN	TOTAL VOTES	MARIA J CUBILLOS-REED DEM	MAROUN G AJAKA DEM	KRISTINE M DEMO-VAZQUEZ REP	DANDREA L RUHLMANN REP	KRISTINE M DEMO-VAZQUEZ CON	DANDREA L RUHLMANN CON	MARIA J CUBILLOS-REED WOR	MAROUN G AJAKA WOR	SCATTER	BLANK AND VOID
Chili											
15	302	56	40	68	60	23	20	2	4	0	29
16	784	113	91	206	191	47	46	9	9	0	72
17	1,068	177	124	256	248	83	81	7	7	2	83
18	366	52	45	94	90	25	24	1	0	0	35
19	306	59	43	66	67	16	19	4	4	0	28
20	522	121	82	92	87	37	40	12	12	0	39
21	252	47	36	54	51	18	15	3	3	0	25
22	420	105	89	66	60	23	20	8	9	0	40
23	308	60	48	65	60	20	24	7	5	0	19
24	722	149	120	135	127	54	51	18	12	0	56
25	262	57	43	50	40	17	17	9	8	0	21
26	480	52	42	119	105	48	51	11	8	0	44
27	322	46	32	62	66	29	33	10	9	0	35
28	280	62	45	47	52	17	15	6	6	0	30
29	292	55	41	56	51	26	26	4	6	0	27
30	146	29	25	32	31	6	5	4	4	0	10
31	398	94	71	78	75	16	24	7	9	0	24
32	364	63	47	70	63	27	28	10	13	0	43
33	48	3	3	12	13	8	8	0	0	0	1
34	64	4	3	19	13	7	9	1	1	0	7
35	30	4	3	8	8	3	3	0	0	0	1
Chili	12,900	2,239	1,678	2,754	2,651	978	980	247	215	3	1,155
Clarkson											
1	594	80	62	152	144	47	48	4	4	0	53

FAMILY COURT JUDGE  
(VOTE FOR 2)  
DETAIL

LEGISLATIVE DISTRICT OR TOWN	TOTAL VOTES	MARIA J CUBILLOS-REED DEM	MAROUN G AJAKA DEM	KRISTINE M DEMO-VAZQUEZ REP	DANDREA L RUHLMANN REP	KRISTINE M DEMO-VAZQUEZ CON	DANDREA L RUHLMANN CON	MARIA J CUBILLOS-REED WOR	MAROUN G AJAKA WOR	SCATTER	BLANK AND VOID
Clarkson											
2	50	6	5	14	11	3	3	1	1	0	6
3	306	61	51	59	54	24	27	4	4	0	22
4	582	55	41	170	154	51	47	6	1	0	57
5	636	94	71	136	122	59	63	10	9	0	72
6	274	44	36	48	39	25	30	7	4	0	41
Clarkson	2,442	340	266	579	524	209	218	32	23	0	251
East Rochester											
1	360	81	61	69	56	21	22	7	6	0	37
2	400	95	81	57	53	22	20	14	15	0	43
3	450	89	66	103	79	27	30	12	5	2	37
4	294	74	59	50	40	14	9	8	11	0	29
5	318	74	66	59	48	20	15	12	12	0	12
6	514	124	111	77	67	26	27	10	8	0	64
7	370	84	70	66	55	16	15	15	11	0	38
East Rochester	2,706	621	514	481	398	146	138	78	68	2	260
Gates											
1	148	32	23	25	26	10	10	3	4	0	15
2	328	48	35	77	80	22	15	1	3	0	47
3	282	43	37	68	59	10	14	4	2	2	43
4	328	55	41	75	66	18	21	9	7	1	35
5	426	83	58	77	95	31	32	10	7	0	33
6	336	64	57	80	62	20	20	5	4	0	24
7	820	125	93	194	193	58	53	15	7	0	82
8	274	35	30	71	68	16	19	5	5	0	25

FAMILY COURT JUDGE  
(VOTE FOR 2)  
DETAIL

LEGISLATIVE DISTRICT OR TOWN	TOTAL VOTES	MARIA J CUBILLOS-REED DEM	MAROUN G AJAKA DEM	KRISTINE M DEMO-VAZQUEZ REP	DANDREA L RUHLMANN REP	KRISTINE M DEMO-VAZQUEZ CON	DANDREA L RUHLMANN CON	MARIA J CUBILLOS-REED WOR	MAROUN G AJAKA WOR	SCATTER	BLANK AND VOID
Gates											
9	296	67	46	59	51	10	8	3	1	0	51
10	220	49	39	44	40	16	17	2	0	0	13
11	232	50	39	47	42	10	10	3	3	0	28
12	68	10	10	16	14	6	4	0	1	0	7
13	276	54	42	58	50	13	10	7	4	0	38
14	214	35	25	47	45	14	11	1	2	0	34
15	464	90	61	99	86	19	23	6	4	0	76
16	300	59	48	63	56	17	18	6	7	0	26
17	278	40	32	57	49	26	21	3	3	0	47
18	436	56	39	108	105	37	42	3	3	0	43
19	336	50	32	78	75	23	26	9	7	0	36
20	120	25	21	27	25	7	5	0	0	0	10
21	312	50	33	69	64	17	13	9	9	0	48
22	270	62	51	46	45	20	20	2	2	0	22
23	332	62	47	72	61	22	21	5	5	0	37
24	770	142	93	170	156	47	55	11	8	0	88
25	202	30	23	51	48	15	14	4	4	2	11
26	448	57	38	131	108	26	26	13	7	0	42
27	396	83	64	78	68	23	21	4	2	0	53
28	252	39	25	66	62	11	7	8	7	0	27
29	292	56	43	57	46	20	19	7	8	0	36
30	216	28	20	53	54	15	17	3	3	0	23
31	288	44	32	78	67	14	18	7	2	0	26
32	294	54	41	70	66	20	20	8	3	0	12

FAMILY COURT JUDGE  
(VOTE FOR 2)  
DETAIL

LEGISLATIVE DISTRICT OR TOWN	TOTAL VOTES	MARIA J CUBILLOS-REED DEM	MAROUN G AJAKA DEM	KRISTINE M DEMO-VAZQUEZ REP	DANDREA L RUHLMANN REP	KRISTINE M DEMO-VAZQUEZ CON	DANDREA L RUHLMANN CON	MARIA J CUBILLOS-REED WOR	MAROUN G AJAKA WOR	SCATTER	BLANK AND VOID
Gates											
33	118	26	19	17	21	7	6	5	1	0	16
34	280	39	33	65	73	21	17	1	1	0	30
35	214	30	24	49	45	17	14	6	1	0	28
36	96	15	13	15	18	10	7	2	4	0	12
37	56	6	4	16	20	1	3	1	0	0	5
38	156	29	20	38	31	6	5	3	1	0	23
39	196	40	32	39	36	10	10	4	4	0	21
40	68	17	12	14	11	4	5	1	1	0	3
Gates	11,438	1,979	1,475	2,564	2,387	709	697	199	147	5	1,276
Greece											
1	286	52	44	48	52	24	24	6	7	0	29
2	402	55	38	92	82	40	45	9	6	0	35
3	194	34	23	41	40	15	18	3	4	0	16
4	224	48	35	46	41	15	14	1	2	0	22
5	182	44	34	31	23	11	10	7	5	0	17
6	168	42	34	21	27	10	9	4	5	0	16
7	222	44	34	37	33	19	23	5	4	0	23
8	196	33	24	40	38	14	14	6	7	0	20
9	214	43	33	38	33	14	16	6	5	0	26
10	194	32	22	40	37	20	20	4	3	0	16
11	104	26	15	22	16	2	3	3	4	0	13
12	130	24	21	27	21	9	10	1	2	0	15
13	232	47	34	42	41	13	15	4	4	0	32
14	164	40	30	23	25	9	10	6	7	0	14

FAMILY COURT JUDGE  
(VOTE FOR 2)  
DETAIL

LEGISLATIVE DISTRICT OR TOWN	TOTAL VOTES	MARIA J CUBILLOS-REED DEM	MAROUN G AJAKA DEM	KRISTINE M DEMO-VAZQUEZ REP	DANDREA L RUHLMANN REP	KRISTINE M DEMO-VAZQUEZ CON	DANDREA L RUHLMANN CON	MARIA J CUBILLOS-REED WOR	MAROUN G AJAKA WOR	SCATTER	BLANK AND VOID
Greece											
15	260	43	30	47	48	27	30	4	3	2	26
16	210	37	27	46	38	17	18	4	3	0	20
17	392	64	57	90	83	28	28	4	4	0	34
18	312	61	45	64	59	22	22	4	4	0	31
19	240	58	39	39	40	16	9	9	6	0	24
20	218	38	28	41	40	23	17	6	4	0	21
21	270	58	44	42	35	28	27	6	5	0	25
22	198	44	37	34	33	16	11	4	4	0	15
23	358	72	47	75	69	22	22	5	5	1	40
24	408	67	48	97	103	26	28	2	2	0	35
25	206	42	31	39	31	15	11	5	4	0	28
26	178	29	22	36	30	15	18	2	0	0	26
27	440	67	55	100	98	32	31	7	5	0	45
28	366	56	39	88	83	29	31	6	4	0	30
29	250	51	36	58	56	12	11	2	1	0	23
30	168	29	21	41	36	9	7	4	3	0	18
31	224	39	28	49	46	22	18	3	4	0	15
32	202	40	37	37	32	13	16	6	4	0	17
33	336	51	36	73	74	32	29	6	4	0	31
34	388	61	55	77	74	31	29	10	6	0	45
35	290	56	40	45	51	31	29	5	7	2	24
36	322	71	43	59	60	20	23	6	3	0	37
37	212	33	23	49	46	18	16	6	4	2	15
38	172	30	21	27	27	23	27	2	2	0	13

FAMILY COURT JUDGE  
(VOTE FOR 2)  
DETAIL

LEGISLATIVE DISTRICT OR TOWN	TOTAL VOTES	MARIA J CUBILLOS-REED DEM	MAROUN G AJAKA DEM	KRISTINE M DEMO-VAZQUEZ REP	DANDREA L RUHLMANN REP	KRISTINE M DEMO-VAZQUEZ CON	DANDREA L RUHLMANN CON	MARIA J CUBILLOS-REED WOR	MAROUN G AJAKA WOR	SCATTER	BLANK AND VOID
Greece											
39	172	36	28	31	27	19	19	1	0	0	11
40	194	41	27	39	34	16	15	3	3	0	16
41	306	60	40	65	60	26	22	4	4	0	25
42	236	38	33	53	42	16	21	8	2	0	23
43	354	61	53	76	60	28	32	9	3	0	32
44	436	78	65	84	76	36	44	7	2	0	44
45	462	62	46	116	119	36	36	3	4	0	40
46	158	37	25	24	15	17	17	6	5	0	12
47	286	52	41	55	55	21	24	7	6	0	25
48	164	30	21	36	35	8	5	2	1	0	26
49	216	44	33	45	38	21	17	4	2	0	12
50	244	44	40	46	38	21	24	3	3	0	25
51	146	26	21	28	22	13	15	2	2	0	17
52	378	76	53	86	83	20	19	3	2	0	36
53	180	34	25	42	41	9	8	1	1	0	19
54	358	44	29	98	92	20	23	8	4	0	40
55	194	29	18	43	43	19	19	2	4	0	17
56	304	63	52	55	59	22	23	7	4	0	19
57	236	39	32	55	45	20	20	3	2	0	20
58	398	84	57	80	64	30	34	6	7	0	36
59	114	31	19	16	12	7	10	2	2	0	15
60	238	49	36	39	38	22	18	1	3	0	32
61	130	24	17	23	21	10	10	2	3	0	20
62	308	56	42	58	56	26	25	8	9	0	28

FAMILY COURT JUDGE  
(VOTE FOR 2)  
DETAIL

LEGISLATIVE DISTRICT OR TOWN	TOTAL VOTES	MARIA J CUBILLOS-REED DEM	MAROUN G AJAKA DEM	KRISTINE M DEMO-VAZQUEZ REP	DANDREA L RUHLMANN REP	KRISTINE M DEMO-VAZQUEZ CON	DANDREA L RUHLMANN CON	MARIA J CUBILLOS-REED WOR	MAROUN G AJAKA WOR	SCATTER	BLANK AND VOID
Greece											
63	208	49	38	30	30	18	12	6	6	0	19
64	238	41	27	60	43	18	12	3	4	0	30
65	386	71	50	91	80	11	12	4	5	0	62
66	116	16	15	25	22	9	8	6	5	0	10
67	254	22	15	68	56	22	25	4	5	0	37
68	312	42	33	68	61	34	34	5	7	0	28
69	214	41	27	39	42	21	25	3	3	0	13
70	978	145	103	261	251	64	59	6	5	0	84
71	374	79	57	73	65	29	31	7	6	0	27
72	402	72	58	83	74	33	29	7	3	0	43
73	130	28	19	19	19	13	14	5	1	0	12
74	210	39	33	46	43	18	12	1	1	0	17
75	190	36	25	35	37	16	14	2	0	0	25
76	294	37	20	80	72	26	27	3	2	0	27
77	298	59	40	61	54	18	19	7	5	0	35
78	170	24	23	38	32	9	12	6	0	0	26
79	638	108	85	135	133	47	49	4	4	0	73
80	430	76	57	94	91	27	28	4	5	0	48
81	200	39	33	42	40	9	10	6	6	0	15
82	246	65	47	38	32	15	14	5	4	0	26
83	104	20	16	14	13	14	12	3	3	0	9
84	338	57	41	68	68	27	25	5	5	0	42
85	384	67	50	76	75	36	37	4	4	2	33
86	368	54	42	84	89	33	31	4	4	0	27

FAMILY COURT JUDGE  
(VOTE FOR 2)  
DETAIL

LEGISLATIVE DISTRICT OR TOWN	TOTAL VOTES	MARIA J CUBILLOS-REED DEM	MAROUN G AJAKA DEM	KRISTINE M DEMO-VAZQUEZ REP	DANDREA L RUHLMANN REP	KRISTINE M DEMO-VAZQUEZ CON	DANDREA L RUHLMANN CON	MARIA J CUBILLOS-REED WOR	MAROUN G AJAKA WOR	SCATTER	BLANK AND VOID
Greece											
87	112	24	22	13	9	10	12	3	4	0	15
88	426	93	69	85	75	35	29	6	4	0	30
89	224	33	31	55	45	14	13	5	3	0	25
90	410	56	46	96	87	45	41	3	5	0	31
91	614	113	83	123	128	57	52	6	4	0	48
92	426	73	53	94	97	27	27	10	10	0	35
93	342	78	58	67	55	15	15	6	7	0	41
94	230	49	30	40	42	21	22	3	4	0	19
95	166	33	23	34	32	11	9	3	3	0	18
96	66	11	10	10	12	7	7	1	0	0	8
97	574	99	63	132	120	54	48	3	1	1	53
98	400	80	55	70	65	38	38	9	8	0	37
99	94	19	11	19	18	9	7	0	0	0	11
100	460	94	61	92	79	40	42	12	7	1	32
101	176	27	15	44	39	14	16	2	3	0	16
102	452	75	50	118	101	27	25	4	4	0	48
103	376	63	45	76	73	34	30	12	7	0	36
104	186	29	22	39	37	23	23	1	3	0	9
105	456	81	59	107	93	36	33	6	2	0	39
106	306	45	34	73	72	22	20	1	0	0	39
107	212	26	23	53	44	20	18	4	2	0	22
108	288	46	33	67	63	24	19	7	3	0	26
109	400	86	60	69	73	34	29	3	5	1	40
110	252	43	29	48	50	17	16	9	6	0	34



FAMILY COURT JUDGE  
(VOTE FOR 2)  
DETAIL

LEGISLATIVE DISTRICT OR TOWN	TOTAL VOTES	MARIA J CUBILLOS-REED DEM	MAROUN G AJAKA DEM	KRISTINE M DEMO-VAZQUEZ REP	DANDREA L RUHLMANN REP	KRISTINE M DEMO-VAZQUEZ CON	DANDREA L RUHLMANN CON	MARIA J CUBILLOS-REED WOR	MAROUN G AJAKA WOR	SCATTER	BLANK AND VOID
Greece											
111	112	23	16	20	20	9	9	2	0	0	13
112	70	12	9	13	14	5	7	2	2	0	6
113	0	0	0	0	0	0	0	0	0	0	0
114	138	33	21	24	26	8	12	0	1	0	13
115	246	47	32	53	49	17	15	4	4	2	23
116	288	67	50	53	48	19	16	5	3	0	27
117	172	27	18	40	34	14	16	3	4	0	16
118	130	19	11	30	28	14	12	0	0	0	16
Greece	32,030	5,790	4,259	6,679	6,226	2,512	2,468	530	436	14	3,116
Hamlin											
1	284	50	33	65	61	19	20	7	3	0	26
2	348	42	38	84	75	31	29	5	3	0	41
3	354	41	34	88	83	34	37	8	4	0	25
4	248	26	18	76	73	18	19	3	3	0	12
5	330	33	30	72	59	43	45	4	3	0	41
6	328	42	35	84	74	22	23	4	3	2	39
7	530	81	53	122	117	46	45	11	9	0	46
8	240	32	21	61	52	22	27	4	2	0	19
9	202	23	17	49	53	15	14	1	1	0	29
10	450	59	44	111	99	43	47	7	1	0	39
Hamlin	3,314	429	323	812	746	293	306	54	32	2	317
Henrietta											
1	580	107	85	139	117	30	29	8	7	0	58
2	416	95	74	76	64	20	20	13	11	0	43

FAMILY COURT JUDGE  
(VOTE FOR 2)  
DETAIL

LEGISLATIVE DISTRICT OR TOWN	TOTAL VOTES	MARIA J CUBILLOS-REED DEM	MAROUN G AJAKA DEM	KRISTINE M DEMO-VAZQUEZ REP	DANDREA L RUHLMANN REP	KRISTINE M DEMO-VAZQUEZ CON	DANDREA L RUHLMANN CON	MARIA J CUBILLOS-REED WOR	MAROUN G AJAKA WOR	SCATTER	BLANK AND VOID
Henrietta											
3	184	50	39	26	21	6	8	7	4	0	23
4	462	139	111	74	62	12	14	8	6	0	36
5	444	89	69	88	81	34	30	3	1	0	49
6	388	82	71	78	65	26	20	3	6	0	37
7	432	107	93	68	66	20	22	11	9	0	36
8	418	85	69	92	80	22	19	9	8	0	34
9	302	81	64	52	36	14	17	3	2	0	33
10	442	87	64	91	76	25	20	17	19	2	41
11	308	76	62	53	42	17	15	3	6	0	34
12	394	77	57	84	65	23	28	9	6	0	45
13	642	163	130	111	84	31	30	14	11	4	64
14	338	64	52	75	67	16	19	9	4	0	32
15	608	149	124	92	75	29	27	23	22	0	67
16	228	40	34	50	37	14	10	10	9	0	24
17	544	144	117	86	69	33	28	15	11	0	41
18	496	122	108	91	73	22	21	8	7	0	44
19	354	77	61	61	49	25	28	13	9	0	31
20	6	1	1	0	0	2	2	0	0	0	0
21	336	77	59	57	56	24	25	9	7	0	22
22	758	190	154	129	118	47	45	12	11	0	52
23	404	95	73	70	56	26	22	10	6	0	46
24	460	122	102	69	62	14	15	22	20	0	34
25	426	84	67	84	75	32	30	9	8	0	37
26	1,008	218	158	193	175	75	75	16	13	0	85

FAMILY COURT JUDGE  
(VOTE FOR 2)  
DETAIL

LEGISLATIVE DISTRICT OR TOWN	TOTAL VOTES	MARIA J CUBILLOS-REED DEM	MAROUN G AJAKA DEM	KRISTINE M DEMO-VAZQUEZ REP	DANDREA L RUHLMANN REP	KRISTINE M DEMO-VAZQUEZ CON	DANDREA L RUHLMANN CON	MARIA J CUBILLOS-REED WOR	MAROUN G AJAKA WOR	SCATTER	BLANK AND VOID
Henrietta											
27	716	164	129	143	108	54	48	10	9	0	51
28	588	114	91	111	107	45	46	8	7	2	57
29	1,306	336	296	208	182	75	67	18	16	0	108
30	380	96	78	69	61	18	16	8	9	0	25
31	350	89	67	53	36	29	23	6	10	0	37
32	824	253	204	112	103	33	31	15	15	0	58
33	284	59	44	60	51	16	15	12	13	0	14
34	272	62	51	56	35	18	13	2	3	0	32
35	544	113	93	125	97	27	22	14	9	0	44
36	648	163	129	101	102	40	32	18	12	0	51
37	638	192	158	79	70	37	29	10	11	2	50
Henrietta	17,928	4,262	3,438	3,206	2,723	1,031	961	385	337	10	1,575
Irondequoit											
1	532	130	100	101	83	26	22	11	10	0	49
2	330	76	65	57	47	22	19	11	12	0	21
3	466	97	78	80	70	29	23	18	13	0	58
4	186	45	39	35	33	6	9	4	2	0	13
5	314	88	66	48	38	12	12	8	8	0	34
6	728	213	169	86	83	44	41	12	18	0	62
7	698	176	134	110	98	42	45	14	14	1	64
8	492	99	73	103	91	27	24	12	9	0	54
9	446	99	74	90	84	17	14	6	5	0	57
10	466	101	83	91	84	28	28	10	8	0	33
11	224	52	39	39	31	13	12	9	7	0	22

FAMILY COURT JUDGE  
(VOTE FOR 2)  
DETAIL

LEGISLATIVE DISTRICT OR TOWN	TOTAL VOTES	MARIA J CUBILLOS-REED DEM	MAROUN G AJAKA DEM	KRISTINE M DEMO-VAZQUEZ REP	DANDREA L RUHLMANN REP	KRISTINE M DEMO-VAZQUEZ CON	DANDREA L RUHLMANN CON	MARIA J CUBILLOS-REED WOR	MAROUN G AJAKA WOR	SCATTER	BLANK AND VOID
Irondequoit											
12	318	84	66	42	38	17	17	13	10	0	31
13	578	163	133	90	74	18	19	23	19	0	39
14	598	120	92	124	104	40	36	18	13	0	51
15	618	148	120	104	106	24	29	16	13	0	58
16	842	211	169	141	129	40	40	16	13	0	83
17	296	81	60	41	33	19	19	12	12	0	19
18	424	95	73	74	67	30	30	10	11	0	34
19	412	121	100	46	42	18	19	11	11	0	44
20	430	90	80	81	77	26	26	12	13	0	25
21	440	118	95	63	57	22	20	17	16	0	32
22	526	122	102	78	70	32	32	14	11	0	65
23	374	94	76	56	54	17	18	10	9	0	40
24	406	100	86	62	57	25	25	11	9	0	31
25	374	78	58	67	64	22	28	14	10	0	33
26	214	61	45	25	21	10	7	7	8	1	29
27	324	71	55	60	52	16	17	10	11	0	32
28	416	69	56	92	83	33	30	10	8	0	35
29	290	73	57	50	46	15	12	7	4	0	26
30	468	102	83	85	73	27	26	15	14	0	43
31	570	147	125	92	82	25	18	21	18	0	42
32	418	116	94	56	48	10	14	21	22	0	37
33	332	69	53	62	50	19	19	13	13	0	34
34	650	152	114	127	112	35	34	10	11	0	55
35	256	65	47	38	42	10	9	14	14	0	17

FAMILY COURT JUDGE  
(VOTE FOR 2)  
DETAIL

LEGISLATIVE DISTRICT OR TOWN	TOTAL VOTES	MARIA J CUBILLOS-REED DEM	MAROUN G AJAKA DEM	KRISTINE M DEMO-VAZQUEZ REP	DANDREA L RUHLMANN REP	KRISTINE M DEMO-VAZQUEZ CON	DANDREA L RUHLMANN CON	MARIA J CUBILLOS-REED WOR	MAROUN G AJAKA WOR	SCATTER	BLANK AND VOID
Irondequoit											
36	68	12	8	9	9	4	4	6	5	0	11
37	284	70	47	50	35	17	16	10	8	0	31
38	174	51	36	14	21	6	7	8	5	0	26
39	16	4	3	1	2	2	2	0	0	0	2
40	382	99	78	74	64	13	12	5	5	0	32
41	362	83	69	59	43	18	20	18	16	0	36
42	564	93	73	121	110	36	40	22	17	0	52
43	274	64	45	40	39	21	17	9	11	0	28
44	958	197	154	201	182	42	38	25	17	0	102
45	256	52	38	53	52	17	11	6	6	0	21
46	396	87	66	77	79	14	21	6	10	0	36
47	172	39	30	36	34	6	9	3	3	0	12
48	348	74	53	65	58	20	22	7	8	0	41
49	676	150	116	125	122	29	31	19	13	1	70
50	168	49	43	21	22	8	7	2	2	0	14
51	624	147	128	102	98	32	31	16	19	0	51
52	350	88	73	58	51	15	13	7	5	0	40
53	376	70	58	71	69	18	19	8	6	0	57
54	128	23	24	25	18	7	8	3	2	0	18
55	436	125	95	66	50	17	16	16	14	0	37
56	270	60	47	49	42	12	14	13	14	0	19
57	558	123	102	97	78	40	35	12	12	0	59
58	484	114	86	77	68	27	24	19	19	0	50
59	332	70	56	53	54	29	24	11	7	0	28

FAMILY COURT JUDGE  
(VOTE FOR 2)  
DETAIL

LEGISLATIVE DISTRICT OR TOWN	TOTAL VOTES	MARIA J CUBILLOS-REED DEM	MAROUN G AJAKA DEM	KRISTINE M DEMO-VAZQUEZ REP	DANDREA L RUHLMANN REP	KRISTINE M DEMO-VAZQUEZ CON	DANDREA L RUHLMANN CON	MARIA J CUBILLOS-REED WOR	MAROUN G AJAKA WOR	SCATTER	BLANK AND VOID
Irondequoit											
60	446	98	77	84	69	32	28	14	11	0	33
61	516	121	101	85	77	30	25	15	12	0	50
62	548	148	116	78	72	26	25	16	16	0	51
63	334	62	52	62	55	21	23	12	7	0	40
64	152	44	31	16	17	8	9	4	2	0	21
65	210	55	37	38	31	6	5	5	4	0	29
66	114	41	31	18	12	2	1	0	0	0	9
67	252	65	48	36	30	17	18	7	6	0	25
68	346	82	70	58	52	14	11	9	8	0	42
69	72	18	15	11	9	3	2	2	2	0	10
70	40	17	6	5	5	2	1	0	0	0	4
71	16	6	3	1	1	1	0	0	0	2	2
Irondequoit	27,158	6,427	5,074	4,632	4,153	1,428	1,382	775	691	5	2,591
Mendon											
1	708	147	127	127	119	52	50	10	8	0	68
2	658	142	120	121	101	35	32	13	9	0	85
3	714	132	106	143	140	55	57	16	14	0	51
4	500	119	92	94	91	16	15	11	12	0	50
5	664	142	116	121	115	46	47	11	11	0	55
6	630	121	100	124	122	52	54	6	3	0	48
7	634	126	105	125	131	48	46	7	7	0	39
8	254	51	40	52	46	16	18	4	6	0	21
9	554	116	92	104	103	38	32	6	8	0	55
Mendon	5,316	1,096	898	1,011	968	358	351	84	78	0	472

FAMILY COURT JUDGE  
(VOTE FOR 2)  
DETAIL

LEGISLATIVE DISTRICT OR TOWN	TOTAL VOTES	MARIA J CUBILLOS-REED DEM	MAROUN G AJAKA DEM	KRISTINE M DEMO-VAZQUEZ REP	DANDREA L RUHLMANN REP	KRISTINE M DEMO-VAZQUEZ CON	DANDREA L RUHLMANN CON	MARIA J CUBILLOS-REED WOR	MAROUN G AJAKA WOR	SCATTER	BLANK AND VOID
Ogden											
1	420	79	71	86	73	31	35	4	2	0	39
2	390	67	53	91	84	29	27	6	3	0	30
3	620	104	70	153	148	38	38	10	9	0	50
4	388	49	37	106	96	31	36	3	2	0	28
5	398	53	40	81	88	40	35	9	9	0	43
6	458	82	55	96	90	31	30	9	12	0	53
7	324	29	23	77	76	38	38	5	3	0	35
8	394	67	57	92	89	23	22	4	2	0	38
9	374	67	58	74	67	32	27	13	12	0	24
10	386	58	43	83	86	38	35	9	5	0	29
11	408	56	44	93	91	43	43	7	6	0	25
12	554	66	44	144	128	52	48	9	11	0	52
13	444	74	51	103	95	31	34	9	3	0	44
14	344	43	33	83	81	33	31	8	3	0	29
15	562	90	69	132	124	37	44	4	4	0	58
16	294	24	25	70	71	42	41	0	0	0	21
17	354	46	35	86	80	32	33	4	1	0	37
18	580	89	62	131	122	45	54	12	12	0	53
19	460	72	50	113	99	35	34	10	3	0	44
20	556	68	60	133	129	58	58	4	4	0	42
Ogden	8,708	1,283	980	2,027	1,917	739	743	139	106	0	774
Parma											
1	476	86	67	101	94	41	48	12	6	0	21
2	490	66	53	123	110	44	41	9	5	0	39

FAMILY COURT JUDGE  
(VOTE FOR 2)  
DETAIL

LEGISLATIVE DISTRICT OR TOWN	TOTAL VOTES	MARIA J CUBILLOS-REED DEM	MAROUN G AJAKA DEM	KRISTINE M DEMO-VAZQUEZ REP	DANDREA L RUHLMANN REP	KRISTINE M DEMO-VAZQUEZ CON	DANDREA L RUHLMANN CON	MARIA J CUBILLOS-REED WOR	MAROUN G AJAKA WOR	SCATTER	BLANK AND VOID
Parma											
3	298	43	34	68	65	24	24	6	3	0	31
4	392	46	35	98	100	39	40	6	6	0	22
5	292	34	22	68	61	34	36	3	5	0	29
6	200	16	11	57	54	24	20	1	1	0	16
7	366	51	38	85	90	36	38	4	2	0	22
8	550	90	64	128	115	41	39	11	7	0	55
9	420	64	40	95	88	40	45	0	3	0	45
10	394	42	34	86	78	60	59	3	3	0	29
11	506	76	58	110	100	54	48	8	8	0	44
12	378	63	35	91	79	33	34	6	8	2	27
13	776	94	67	189	180	78	73	5	4	0	86
14	230	24	19	61	49	23	22	2	3	0	27
15	462	53	43	119	105	43	46	8	12	0	33
Parma	6,230	848	620	1,479	1,368	614	613	84	76	2	526
Penfield											
1	172	45	30	34	26	13	11	0	1	0	12
2	424	106	74	74	73	22	25	11	13	0	26
3	536	119	95	104	97	32	29	7	8	0	45
4	708	113	92	157	148	65	63	13	12	0	45
5	628	143	127	112	112	37	38	14	14	0	31
6	472	86	67	113	114	27	28	7	6	0	24
7	478	138	105	66	63	28	31	6	8	0	33
8	168	33	30	26	24	19	15	0	0	0	21
9	584	171	137	75	93	22	23	10	10	0	43



FAMILY COURT JUDGE  
(VOTE FOR 2)  
DETAIL

LEGISLATIVE DISTRICT OR TOWN	TOTAL VOTES	MARIA J CUBILLOS-REED DEM	MAROUN G AJAKA DEM	KRISTINE M DEMO-VAZQUEZ REP	DANDREA L RUHLMANN REP	KRISTINE M DEMO-VAZQUEZ CON	DANDREA L RUHLMANN CON	MARIA J CUBILLOS-REED WOR	MAROUN G AJAKA WOR	SCATTER	BLANK AND VOID
Penfield											
10	370	99	72	47	53	21	24	7	7	0	40
11	250	64	40	41	52	11	12	5	3	0	22
12	462	130	109	54	58	22	24	14	15	0	36
13	490	124	98	81	79	24	27	5	8	0	44
14	624	104	83	144	148	42	42	9	8	0	44
15	746	192	152	135	123	35	35	12	12	0	50
16	228	68	53	31	33	9	6	6	9	0	13
17	534	148	117	84	88	29	24	9	10	0	25
18	378	98	73	71	70	13	17	11	10	0	15
19	760	196	161	119	118	48	47	10	14	0	47
20	530	121	94	82	89	40	41	10	10	0	43
21	536	151	122	84	71	22	19	17	10	0	40
22	464	156	130	40	46	25	24	8	7	2	26
23	728	184	159	127	131	41	38	12	10	0	26
24	712	157	127	139	137	43	45	12	13	0	39
25	362	71	56	78	73	22	28	2	3	0	29
26	262	48	32	56	50	20	18	11	6	0	21
27	590	160	114	97	108	32	24	12	9	0	34
28	404	91	71	75	75	25	27	6	7	0	27
29	528	131	106	79	79	32	38	16	15	0	32
30	1,012	196	157	217	206	64	57	15	15	0	85
31	400	101	85	74	81	13	13	7	6	0	20
32	160	52	40	20	19	5	4	7	4	0	9
33	372	76	61	63	67	20	25	11	10	0	39

FAMILY COURT JUDGE  
(VOTE FOR 2)  
DETAIL

LEGISLATIVE DISTRICT OR TOWN	TOTAL VOTES	MARIA J CUBILLOS-REED DEM	MAROUN G AJAKA DEM	KRISTINE M DEMO-VAZQUEZ REP	DANDREA L RUHLMANN REP	KRISTINE M DEMO-VAZQUEZ CON	DANDREA L RUHLMANN CON	MARIA J CUBILLOS-REED WOR	MAROUN G AJAKA WOR	SCATTER	BLANK AND VOID
Penfield											
34	574	123	103	118	106	33	27	9	6	0	49
35	728	201	158	114	100	41	39	13	12	0	50
36	540	150	121	93	94	17	24	10	7	0	24
37	940	187	137	224	216	50	47	8	6	0	65
38	326	69	58	73	70	15	16	1	2	0	22
39	308	72	60	59	52	19	22	7	4	0	13
40	360	72	52	80	80	16	16	7	7	0	30
41	660	130	108	145	150	33	37	4	3	0	50
42	496	84	65	128	112	29	36	4	4	0	34
43	50	7	4	14	17	2	1	0	1	0	4
44	0	0	0	0	0	0	0	0	0	0	0
45	106	25	16	18	24	7	7	2	1	0	6
46	22	6	5	2	3	2	2	0	0	0	2
Penfield	21,182	4,998	3,956	3,867	3,828	1,187	1,196	367	346	2	1,435
Perinton											
1	840	204	169	155	139	53	50	7	15	0	48
2	546	140	122	83	85	28	27	15	11	0	35
3	424	97	80	71	75	36	32	6	3	0	24
4	490	138	120	64	65	27	23	7	6	0	40
5	240	56	46	44	34	15	12	7	6	0	20
6	476	129	111	67	70	18	20	15	14	0	32
7	670	177	149	110	99	29	31	9	12	0	54
8	476	129	89	76	78	21	22	11	11	0	39
9	678	147	113	143	120	43	47	13	12	0	40

FAMILY COURT JUDGE  
(VOTE FOR 2)  
DETAIL

LEGISLATIVE DISTRICT OR TOWN	TOTAL VOTES	MARIA J CUBILLOS-REED DEM	MAROUN G AJAKA DEM	KRISTINE M DEMO-VAZQUEZ REP	DANDREA L RUHLMANN REP	KRISTINE M DEMO-VAZQUEZ CON	DANDREA L RUHLMANN CON	MARIA J CUBILLOS-REED WOR	MAROUN G AJAKA WOR	SCATTER	BLANK AND VOID
Perinton											
10	530	154	133	78	69	20	22	15	11	0	28
11	294	67	53	48	47	20	14	9	11	0	25
12	450	117	98	88	71	17	15	7	6	1	30
13	458	110	87	93	88	19	16	8	6	0	31
14	522	128	95	90	97	28	30	10	10	0	34
15	512	114	103	86	83	27	28	19	14	1	37
16	402	101	82	68	61	22	21	10	9	0	28
17	434	122	106	55	60	19	21	10	8	0	33
18	474	118	94	71	73	31	35	16	11	0	25
19	438	100	74	80	76	24	27	8	8	0	41
20	434	121	87	73	69	21	21	6	7	0	29
21	540	133	109	86	81	29	29	12	13	0	48
22	380	96	84	58	51	21	21	12	8	0	29
23	768	196	147	138	134	40	39	10	11	0	53
24	776	188	144	147	138	42	46	9	8	0	54
25	400	110	88	56	56	18	13	10	12	0	37
26	28	2	0	8	12	2	0	0	1	0	3
27	424	100	91	82	71	19	19	5	5	0	32
28	436	105	85	80	83	20	21	6	4	0	32
29	294	67	61	52	48	19	22	3	2	0	20
30	472	131	90	74	78	22	22	6	9	0	40
31	286	73	58	45	54	14	11	5	5	0	21
32	430	99	82	71	56	25	25	13	13	0	46
33	538	145	120	84	85	15	26	18	15	0	30

FAMILY COURT JUDGE  
(VOTE FOR 2)  
DETAIL

LEGISLATIVE DISTRICT OR TOWN	TOTAL VOTES	MARIA J CUBILLOS-REED DEM	MAROUN G AJAKA DEM	KRISTINE M DEMO-VAZQUEZ REP	DANDREA L RUHLMANN REP	KRISTINE M DEMO-VAZQUEZ CON	DANDREA L RUHLMANN CON	MARIA J CUBILLOS-REED WOR	MAROUN G AJAKA WOR	SCATTER	BLANK AND VOID
Perinton											
34	584	152	117	96	80	27	18	12	8	0	74
35	498	110	100	90	76	30	31	13	9	0	39
36	262	63	57	50	46	13	18	3	3	0	9
37	586	146	106	107	95	35	36	10	8	0	43
38	726	176	141	130	121	35	38	16	14	0	55
39	588	126	96	114	108	41	40	10	10	0	43
40	412	109	90	73	64	15	14	11	9	0	27
41	286	75	61	49	44	17	19	3	2	0	16
42	366	93	71	62	58	23	26	4	5	0	24
43	896	205	146	201	177	38	41	10	12	0	66
44	386	92	75	66	58	17	17	14	15	0	32
45	956	223	190	184	165	59	59	10	11	0	55
46	268	72	55	42	41	11	15	3	2	0	27
47	332	72	63	61	48	20	19	12	10	0	27
48	444	112	88	77	76	23	23	8	9	0	28
49	402	93	73	82	72	27	24	3	2	0	26
50	44	8	9	10	11	1	0	1	0	0	4
51	178	33	28	40	37	14	15	2	2	0	7
52	520	149	119	83	83	23	24	5	4	0	30
53	458	114	96	83	72	23	23	19	11	0	17
54	900	201	152	192	194	43	36	8	10	1	63
55	220	55	43	46	44	2	6	3	3	0	18
56	792	188	151	153	140	54	48	8	9	0	41
57	500	132	101	94	85	20	23	8	6	0	31

FAMILY COURT JUDGE  
(VOTE FOR 2)  
DETAIL

LEGISLATIVE DISTRICT OR TOWN	TOTAL VOTES	MARIA J CUBILLOS-REED DEM	MAROUN G AJAKA DEM	KRISTINE M DEMO-VAZQUEZ REP	DANDREA L RUHLMANN REP	KRISTINE M DEMO-VAZQUEZ CON	DANDREA L RUHLMANN CON	MARIA J CUBILLOS-REED WOR	MAROUN G AJAKA WOR	SCATTER	BLANK AND VOID
Perinton											
58	264	79	65	45	51	3	6	1	2	0	12
59	168	34	32	25	26	14	13	4	3	0	17
60	418	70	63	98	91	30	30	7	5	0	24
61	246	49	36	48	46	12	15	2	4	0	34
Perinton	28,260	6,945	5,594	5,025	4,715	1,474	1,485	527	485	3	2,007
Pittsford											
1	410	101	89	69	65	16	18	16	17	0	19
2	458	129	111	62	60	18	18	14	11	0	35
3	744	210	169	119	125	18	16	12	8	0	67
4	630	159	147	106	104	29	31	5	6	0	43
5	426	121	111	53	50	21	23	14	12	0	21
6	340	104	80	48	49	13	11	4	4	0	27
7	256	65	59	45	38	9	11	8	9	0	12
8	424	96	75	91	95	25	23	5	3	0	11
9	546	131	99	103	104	30	24	10	8	0	37
10	554	136	127	100	90	23	24	10	11	5	28
11	454	111	103	78	66	20	24	12	12	0	28
12	494	142	103	87	75	17	16	8	6	2	38
13	410	95	83	63	62	23	23	19	17	0	25
14	570	146	112	107	109	28	25	7	8	0	28
15	294	59	63	56	53	18	15	3	5	0	22
16	414	109	108	56	64	16	18	8	11	1	23
17	610	173	142	81	92	24	22	17	18	0	41
18	374	100	81	62	58	22	20	4	5	0	22

FAMILY COURT JUDGE  
(VOTE FOR 2)  
DETAIL

LEGISLATIVE DISTRICT OR TOWN	TOTAL VOTES	MARIA J CUBILLOS-REED DEM	MAROUN G AJAKA DEM	KRISTINE M DEMO-VAZQUEZ REP	DANDREA L RUHLMANN REP	KRISTINE M DEMO-VAZQUEZ CON	DANDREA L RUHLMANN CON	MARIA J CUBILLOS-REED WOR	MAROUN G AJAKA WOR	SCATTER	BLANK AND VOID
Pittsford											
19	314	68	53	58	61	24	26	4	4	0	16
20	540	163	125	80	80	24	23	10	8	0	27
21	518	159	147	68	75	16	16	10	7	0	20
22	642	172	156	109	108	33	35	6	6	0	17
23	438	95	73	82	84	31	31	9	8	0	25
24	620	172	142	92	97	26	23	6	5	0	57
25	576	157	119	86	96	29	30	9	8	0	42
26	520	108	85	107	106	35	37	12	11	1	18
27	454	137	126	58	56	20	19	7	7	0	24
28	510	152	130	80	71	16	17	8	8	2	26
29	490	96	72	113	115	20	15	7	7	0	45
30	448	116	106	72	75	11	11	12	8	0	37
31	614	141	127	127	119	20	19	11	11	0	39
32	648	158	138	109	123	25	24	15	14	0	42
33	20	4	4	3	3	2	2	1	1	0	0
34	744	196	180	129	115	27	31	7	8	3	48
35	118	31	23	20	25	6	4	4	3	0	2
36	912	237	188	178	156	35	38	9	9	4	58
Pittsford	17,534	4,549	3,856	2,957	2,924	770	763	323	304	18	1,070
Riga											
1	572	77	60	144	128	39	46	13	6	0	59
2	658	80	62	167	156	62	66	3	4	0	58
3	334	61	49	82	79	17	19	6	2	0	19
4	464	68	46	110	103	40	39	6	5	0	47

FAMILY COURT JUDGE  
(VOTE FOR 2)  
DETAIL

LEGISLATIVE DISTRICT OR TOWN	TOTAL VOTES	MARIA J CUBILLOS-REED	MAROUN G AJAKA	KRISTINE M DEMO-VAZQUEZ	DANDREA L RUHLMANN	KRISTINE M DEMO-VAZQUEZ	DANDREA L RUHLMANN	MARIA J CUBILLOS-REED	MAROUN G AJAKA	SCATTER	BLANK AND VOID
		DEM	DEM	REP	REP	CON	CON	WOR	WOR		
Riga											
5	428	38	28	124	113	37	39	8	0	0	41
6	342	31	18	88	80	45	47	5	1	0	27
Riga	2,798	355	263	715	659	240	256	41	18	0	251
Rush											
1	762	138	106	167	140	62	67	14	13	0	55
2	494	70	47	116	113	50	48	6	2	0	42
3	688	144	99	127	125	51	48	17	17	0	60
4	756	129	102	172	147	54	55	20	15	0	62
Rush	2,700	481	354	582	525	217	218	57	47	0	219
Sweden											
1	410	89	69	75	71	25	25	8	8	0	40
2	134	36	33	19	16	6	7	3	4	0	10
3	372	76	63	63	62	22	30	14	11	0	31
4	490	113	90	88	72	34	31	6	5	0	51
5	88	19	17	17	16	8	8	0	0	0	3
6	300	66	61	49	46	22	23	3	9	0	21
7	346	80	64	59	58	25	25	6	3	0	26
8	380	43	38	90	89	41	38	9	7	2	23
9	314	69	63	61	55	22	17	4	7	0	16
10	566	77	51	124	111	66	65	11	8	0	53
11	124	33	28	14	13	9	12	3	3	0	9
12	402	64	52	80	77	45	39	4	4	2	35
Sweden	3,926	765	629	739	686	325	320	71	69	4	318
Webster											

FAMILY COURT JUDGE  
(VOTE FOR 2)  
DETAIL

LEGISLATIVE DISTRICT OR TOWN	TOTAL VOTES	MARIA J CUBILLOS-REED DEM	MAROUN G AJAKA DEM	KRISTINE M DEMO-VAZQUEZ REP	DANDREA L RUHLMANN REP	KRISTINE M DEMO-VAZQUEZ CON	DANDREA L RUHLMANN CON	MARIA J CUBILLOS-REED WOR	MAROUN G AJAKA WOR	SCATTER	BLANK AND VOID
Webster											
1	428	93	72	91	78	20	27	6	5	0	36
2	438	100	91	76	67	23	24	14	12	0	31
3	544	136	102	89	85	39	35	10	10	0	38
4	198	47	36	31	30	13	12	8	6	0	15
5	444	83	64	91	80	26	27	18	13	0	42
6	318	66	54	69	60	20	20	6	2	0	21
7	492	104	74	103	93	30	30	10	6	0	42
8	398	70	46	83	78	32	37	11	11	0	30
9	428	73	57	92	80	41	41	9	7	0	28
10	962	160	121	223	209	76	80	16	15	0	62
11	458	80	63	102	97	29	24	11	13	0	39
12	626	113	85	134	125	44	44	16	9	0	56
13	368	82	61	70	60	23	20	8	8	0	36
14	410	98	87	69	67	26	24	7	5	0	27
15	308	66	47	65	57	13	18	8	8	0	26
16	500	109	82	84	85	44	38	7	10	0	41
17	410	59	44	99	101	31	33	8	5	0	30
18	256	66	53	39	33	19	17	5	5	0	19
19	282	45	33	61	64	23	20	9	2	2	23
20	848	149	114	187	183	59	62	8	9	0	77
21	512	112	72	105	101	31	36	4	8	0	43
22	462	74	59	105	96	34	29	10	10	0	45
23	426	100	76	79	69	31	32	6	4	0	29
24	1,208	226	164	249	220	90	85	31	24	1	118



FAMILY COURT JUDGE  
(VOTE FOR 2)  
DETAIL

LEGISLATIVE DISTRICT OR TOWN	TOTAL VOTES	MARIA J CUBILLOS-REED DEM	MAROUN G AJAKA DEM	KRISTINE M DEMO-VAZQUEZ REP	DANDREA L RUHLMANN REP	KRISTINE M DEMO-VAZQUEZ CON	DANDREA L RUHLMANN CON	MARIA J CUBILLOS-REED WOR	MAROUN G AJAKA WOR	SCATTER	BLANK AND VOID
Webster											
25	540	121	87	102	103	34	28	7	7	0	51
26	464	92	61	101	82	32	36	7	4	0	49
27	736	150	112	153	137	45	45	13	13	0	68
28	428	80	58	98	92	29	35	7	5	0	24
29	294	71	50	60	57	19	19	1	2	0	15
30	180	38	29	38	34	7	7	4	5	0	18
31	446	72	52	93	93	42	41	7	3	0	43
32	622	119	78	130	136	41	47	8	10	0	53
33	454	95	72	85	90	35	32	2	6	1	36
34	240	45	32	53	51	18	17	3	3	0	18
35	296	72	59	47	49	21	23	5	4	0	16
36	322	59	43	80	76	19	18	2	2	0	23
37	736	147	106	164	136	39	44	17	11	0	72
38	414	95	78	78	67	23	20	9	6	0	38
39	434	110	82	80	83	20	21	4	1	2	31
40	202	63	43	34	21	7	9	2	4	0	19
41	728	155	124	138	124	53	55	13	10	0	56
42	482	87	66	100	93	38	38	11	5	0	44
43	348	62	50	77	71	24	24	10	8	0	22
44	304	54	35	73	76	18	14	6	4	0	24
45	44	8	7	8	9	3	3	1	1	0	4
46	154	30	24	36	33	10	11	2	2	0	6
47	126	38	30	16	16	10	10	0	0	0	6
Webster	20,718	4,174	3,135	4,240	3,947	1,404	1,412	387	323	6	1,690

FAMILY COURT JUDGE  
(VOTE FOR 2)  
DETAIL

LEGISLATIVE DISTRICT OR TOWN	TOTAL VOTES	MARIA J CUBILLOS-REED DEM	MAROUN G AJAKA DEM	KRISTINE M DEMO-VAZQUEZ REP	DANDREA L RUHLMANN REP	KRISTINE M DEMO-VAZQUEZ CON	DANDREA L RUHLMANN CON	MARIA J CUBILLOS-REED WOR	MAROUN G AJAKA WOR	SCATTER	BLANK AND VOID
Wheatland											
1	510	95	71	97	82	45	44	7	9	2	58
2	478	57	51	96	89	54	50	4	3	1	73
3	570	116	94	87	83	44	50	8	12	0	76
4	432	78	63	75	78	32	30	5	9	0	62
5	622	76	57	148	150	48	52	10	6	1	74
Wheatland TOWNS	2,612	422	336	503	482	223	226	34	39	4	343
	246,998	53,447	42,294	46,592	43,582	15,366	15,253	5,073	4,498	103	20,790
GRAND TOTAL:	287,568	66,191	52,495	49,822	46,373	16,549	16,335	7,210	6,512	125	25,956

DISTRICT ATTORNEY  
SUMMARY

LEGISLATIVE DISTRICT OR TOWN	TOTAL VOTES	SANDRA J DOORLEY	SANDRA J DOORLEY	SCATTER	BLANK AND VOID
		REP	CON		
Leg. Dist. 04	0	0	0	0	0
Leg. Dist. 16	8	5	0	0	3
Leg. Dist. 17	2,027	756	261	27	983
Leg. Dist. 21	1,795	519	216	22	1,038
Leg. Dist. 22	1,265	308	121	19	817
Leg. Dist. 23	4,358	1,503	428	98	2,329
Leg. Dist. 24	2,034	639	212	47	1,136
Leg. Dist. 25	1,723	426	168	19	1,110
Leg. Dist. 26	2,049	992	326	12	719
Leg. Dist. 27	2,293	551	277	32	1,433
Leg. Dist. 28	1,118	340	167	6	605
Leg. Dist. 29	1,615	505	230	18	862
CITY	20,285	6,544	2,406	300	11,035
Brighton	8,549	3,648	883	103	3,915
Chili	6,450	3,709	1,304	35	1,402
Clarkson	1,221	728	264	2	227
East Rochester	1,353	724	216	7	406
Gates	5,719	3,397	1,009	23	1,290
Greece	16,015	9,167	3,279	108	3,461
Hamlin	1,657	1,056	344	4	253
Henrietta	8,964	4,549	1,533	51	2,831
Irondequoit	13,579	7,214	2,193	73	4,099
Mendon	2,658	1,463	458	14	723
Ogden	4,354	2,567	922	15	850
Parma	3,115	1,890	750	4	471
Penfield	10,591	5,788	1,666	47	3,090
Perinton	14,130	7,961	2,155	84	3,930
Pittsford	8,767	4,809	1,066	61	2,831
Riga	1,399	886	306	2	205
Rush	1,350	777	262	7	304
Sweden	1,963	1,031	418	20	494
Webster	10,359	6,088	1,906	37	2,328
Wheatland	1,306	719	318	5	264
TOWNS	123,499	68,171	21,252	702	33,374
GRAND TOTAL:	143,784	74,715	23,658	1,002	44,409

DISTRICT ATTORNEY  
DETAIL

LEGISLATIVE DISTRICT OR TOWN	TOTAL VOTES	SANDRA J DOORLEY  REP	SANDRA J DOORLEY  CON	SCATTER	BLANK AND VOID
Leg. Dist. 04					
1	0	0	0	0	0
Leg. Dist. 04	<u>0</u>	<u>0</u>	<u>0</u>	<u>0</u>	<u>0</u>
Leg. Dist. 16					
1	8	5	0	0	3
Leg. Dist. 16	<u>8</u>	<u>5</u>	<u>0</u>	<u>0</u>	<u>3</u>
Leg. Dist. 17					
1	99	27	15	5	52
2	44	9	7	1	27
3	11	2	3	1	5
4	180	54	19	2	105
5	47	18	5	0	24
6	66	23	7	2	34
7	183	59	24	1	99
8	17	7	2	0	8
9	8	2	1	0	5
10	78	25	15	2	36
11	176	71	12	3	90
12	290	114	44	2	130
13	155	76	21	4	54
14	240	103	26	1	110
15	261	104	29	1	127
16	135	52	22	2	59
17	37	10	9	0	18
Leg. Dist. 17	<u>2,027</u>	<u>756</u>	<u>261</u>	<u>27</u>	<u>983</u>
Leg. Dist. 21					
1	67	17	10	0	40
2	64	21	9	0	34
3	69	18	6	1	44
4	81	23	5	0	53
5	34	7	3	0	24
6	104	28	12	1	63
7	31	14	1	1	15
8	159	41	15	4	99
9	108	32	13	1	62
10	64	17	7	3	37
11	26	13	2	0	11
12	77	15	11	1	50

DISTRICT ATTORNEY  
DETAIL

LEGISLATIVE DISTRICT OR TOWN	TOTAL VOTES	SANDRA J DOORLEY	SANDRA J DOORLEY	SCATTER	BLANK AND VOID
		REP	CON		
Leg. Dist. 21					
13	85	20	7	4	54
14	98	28	18	1	51
15	63	19	6	1	37
16	49	14	2	2	31
17	42	13	3	0	26
18	43	11	9	0	23
19	11	4	1	0	6
20	10	0	2	0	8
21	35	12	1	0	22
22	82	28	9	0	45
23	61	12	9	0	40
24	31	7	6	0	18
25	95	37	14	1	43
26	3	1	0	0	2
27	7	1	2	0	4
28	8	2	3	0	3
29	29	11	2	1	15
30	2	2	0	0	0
31	72	31	12	0	29
32	0	0	0	0	0
33	57	16	12	0	29
34	28	4	4	0	20
Leg. Dist. 21	<u>1,795</u>	<u>519</u>	<u>216</u>	<u>22</u>	<u>1,038</u>
Leg. Dist. 22					
1	68	17	5	0	46
2	9	3	0	0	6
3	60	10	5	1	44
4	45	2	7	1	35
5	31	7	2	0	22
6	42	9	6	0	27
7	16	5	4	0	7
8	51	11	11	0	29
9	28	9	4	0	15
10	45	6	1	0	38
11	87	14	8	3	62
12	43	9	4	0	30

DISTRICT ATTORNEY  
DETAIL

LEGISLATIVE DISTRICT OR TOWN	TOTAL VOTES	SANDRA J DOORLEY	SANDRA J DOORLEY	SCATTER	BLANK AND VOID
		REP	CON		
Leg. Dist. 22					
13	29	10	3	0	16
14	42	10	3	0	29
15	11	3	2	0	6
16	21	7	1	0	13
17	16	1	4	0	11
18	19	3	3	0	13
19	13	2	0	0	11
20	68	11	6	0	51
21	25	5	2	0	18
22	45	8	3	0	34
23	33	7	4	2	20
24	11	4	0	1	6
25	163	69	13	6	75
26	66	20	4	2	40
27	56	14	3	0	39
28	7	1	1	0	5
29	0	0	0	0	0
30	19	4	1	1	13
31	0	0	0	0	0
32	0	0	0	0	0
33	43	14	6	2	21
34	35	10	2	0	23
35	0	0	0	0	0
36	3	1	2	0	0
37	13	2	1	0	10
38	2	0	0	0	2
Leg. Dist. 22	<u>1,265</u>	<u>308</u>	<u>121</u>	<u>19</u>	<u>817</u>
Leg. Dist. 23					
1	75	33	8	2	32
2	95	25	13	5	52
3	85	29	11	6	39
4	230	80	22	5	123
5	60	18	5	3	34
6	72	32	9	1	30
7	164	56	11	5	92
8	142	40	16	4	82

DISTRICT ATTORNEY  
DETAIL

LEGISLATIVE DISTRICT OR TOWN	TOTAL VOTES	SANDRA J DOORLEY	SANDRA J DOORLEY	SCATTER	BLANK AND VOID
		REP	CON		
Leg. Dist. 23					
9	102	35	12	0	55
10	112	34	11	2	65
11	146	59	11	4	72
12	213	79	22	3	109
13	143	52	12	0	79
14	116	38	10	1	67
15	108	40	6	4	58
16	195	72	20	5	98
17	191	69	22	1	99
18	148	59	15	4	70
19	110	42	19	0	49
20	122	36	10	4	72
21	10	5	1	0	4
22	0	0	0	0	0
23	4	2	2	0	0
24	0	0	0	0	0
25	150	50	16	3	81
26	136	38	17	2	79
27	158	55	16	2	85
28	240	106	22	2	110
29	88	19	10	6	53
30	192	53	15	3	121
31	219	56	11	13	139
32	176	68	21	1	86
33	146	50	13	4	79
34	129	37	10	2	80
35	81	36	9	1	35
Leg. Dist. 23	<u>4,358</u>	<u>1,503</u>	<u>428</u>	<u>98</u>	<u>2,329</u>
Leg. Dist. 24					
1	237	76	18	1	142
2	124	43	12	5	64
3	137	34	14	6	83
4	0	0	0	0	0
5	67	25	7	3	32
6	83	21	8	0	54
7	61	29	10	0	22

DISTRICT ATTORNEY  
DETAIL

LEGISLATIVE DISTRICT OR TOWN	TOTAL VOTES	SANDRA J DOORLEY	SANDRA J DOORLEY	SCATTER	BLANK AND VOID
		REP	CON		
Leg. Dist. 24					
8	122	42	17	2	61
9	95	42	9	1	43
10	29	14	2	0	13
11	18	5	2	0	11
12	160	31	10	7	112
13	157	44	22	6	85
14	14	6	3	0	5
15	10	4	0	1	5
16	19	7	2	0	10
17	34	9	4	0	21
18	51	9	7	1	34
19	78	29	8	3	38
20	8	1	1	0	6
21	1	1	0	0	0
22	1	0	0	0	1
23	67	21	4	2	40
24	82	18	15	3	46
25	64	18	5	1	40
26	25	6	0	1	18
27	12	1	1	0	10
28	14	2	0	0	12
29	57	23	4	2	28
30	24	5	6	0	13
31	58	21	2	2	33
32	99	41	15	0	43
33	15	7	4	0	4
34	11	4	0	0	7
Leg. Dist. 24	<u>2,034</u>	<u>639</u>	<u>212</u>	<u>47</u>	<u>1,136</u>
Leg. Dist. 25					
1	147	51	11	0	85
2	74	18	6	0	50
3	126	30	12	0	84
4	36	8	3	1	24
5	62	10	5	0	47
6	16	4	3	0	9
7	88	21	11	2	54



DISTRICT ATTORNEY  
DETAIL

LEGISLATIVE DISTRICT OR TOWN	TOTAL VOTES	SANDRA J DOORLEY	SANDRA J DOORLEY	SCATTER	BLANK AND VOID
		REP	CON		
Leg. Dist. 25					
8	81	14	11	0	56
9	31	4	3	0	24
10	102	24	8	1	69
11	34	7	5	0	22
12	45	7	4	0	34
13	62	9	6	0	47
14	44	3	3	0	38
15	94	21	7	0	66
16	68	28	3	2	35
17	57	20	7	2	28
18	6	1	0	0	5
19	91	23	8	2	58
20	7	2	0	2	3
21	30	15	3	0	12
22	162	46	16	4	96
23	41	15	5	1	20
24	23	5	2	0	16
25	0	0	0	0	0
26	8	2	1	1	4
27	62	7	11	0	44
28	72	19	7	1	45
29	49	11	7	0	31
30	3	0	0	0	3
31	2	1	0	0	1
Leg. Dist. 25	<u>1,723</u>	<u>426</u>	<u>168</u>	<u>19</u>	<u>1,110</u>
Leg. Dist. 26					
1	233	103	43	1	86
2	63	31	11	0	21
3	72	32	11	0	29
4	95	49	15	0	31
5	87	48	14	1	24
6	69	33	9	1	26
7	108	51	16	0	41
8	47	23	7	0	17
9	103	50	20	0	33
10	135	76	28	2	29

DISTRICT ATTORNEY  
DETAIL

LEGISLATIVE DISTRICT OR TOWN	TOTAL VOTES	SANDRA J DOORLEY	SANDRA J DOORLEY	SCATTER	BLANK AND VOID
		REP	CON		
Leg. Dist. 26					
11	148	61	32	1	54
12	97	45	22	0	30
13	89	42	11	1	35
14	216	135	27	2	52
15	113	52	18	0	43
16	45	15	3	1	26
17	85	39	7	1	38
18	37	17	7	0	13
19	130	59	12	1	58
20	77	31	13	0	33
21	0	0	0	0	0
Leg. Dist. 26	2,049	992	326	12	719
Leg. Dist. 27					
1	144	41	22	1	80
2	175	45	22	2	106
3	88	27	7	1	53
4	144	27	20	3	94
5	137	31	17	1	88
6	106	17	11	0	78
7	132	46	16	2	68
8	158	31	8	4	115
9	145	46	18	3	78
10	143	38	19	5	81
11	86	16	18	2	50
12	107	20	12	0	75
13	72	21	7	0	44
14	113	22	14	2	75
15	137	26	13	3	95
16	92	14	11	2	65
17	138	31	17	0	90
18	64	15	10	0	39
19	70	21	11	1	37
20	42	16	4	0	22
21	0	0	0	0	0
Leg. Dist. 27	2,293	551	277	32	1,433
Leg. Dist. 28					
1	15	7	4	0	4

DISTRICT ATTORNEY  
DETAIL

LEGISLATIVE DISTRICT OR TOWN	TOTAL VOTES	SANDRA J DOORLEY	SANDRA J DOORLEY	SCATTER	BLANK AND VOID
		REP	CON		
Leg. Dist. 28					
2	41	9	10	0	22
3	58	24	7	0	27
4	49	17	5	0	27
5	105	41	11	1	52
6	59	20	9	0	30
7	18	2	5	0	11
8	40	14	6	0	20
9	37	12	7	0	18
10	44	17	5	0	22
11	60	15	12	0	33
12	24	5	5	0	14
13	64	19	7	0	38
14	3	2	1	0	0
15	0	0	0	0	0
16	27	3	5	0	19
17	15	5	1	0	9
18	27	6	2	0	19
19	20	5	3	0	12
20	78	29	12	1	36
21	177	24	25	3	125
22	83	34	14	1	34
23	42	20	7	0	15
24	10	4	2	0	4
25	5	1	0	0	4
26	17	5	2	0	10
27	0	0	0	0	0
Leg. Dist. 28	<u>1,118</u>	<u>340</u>	<u>167</u>	<u>6</u>	<u>605</u>
Leg. Dist. 29					
1	7	1	0	0	6
2	84	25	12	2	45
3	58	16	9	2	31
4	24	6	8	0	10
5	73	25	14	0	34
6	61	14	9	1	37
7	35	9	3	1	22
8	68	23	5	1	39

DISTRICT ATTORNEY  
DETAIL

LEGISLATIVE DISTRICT OR TOWN	TOTAL VOTES	SANDRA J DOORLEY	SANDRA J DOORLEY	SCATTER	BLANK AND VOID
		REP	CON		
Leg. Dist. 29					
9	22	8	3	0	11
10	37	11	7	1	18
11	89	25	8	1	55
12	62	9	4	0	49
13	42	15	4	0	23
14	29	3	5	0	21
15	29	1	2	0	26
16	2	0	0	0	2
17	14	3	1	1	9
18	7	3	0	0	4
19	13	3	1	0	9
20	31	7	2	0	22
21	106	41	21	3	41
22	31	7	7	0	17
23	78	36	12	0	30
24	73	29	12	0	32
25	54	13	11	1	29
26	132	55	21	1	55
27	63	14	7	1	41
28	90	28	12	0	50
29	6	1	0	0	5
30	32	12	6	1	13
31	145	55	20	1	69
32	18	7	4	0	7
Leg. Dist. 29	<u>1,615</u>	<u>505</u>	<u>230</u>	<u>18</u>	<u>862</u>
CITY	20,285	6,544	2,406	300	11,035
Brighton					
1	237	94	27	3	113
2	137	57	24	0	56
3	74	31	5	2	36
4	227	95	18	2	112
5	224	67	21	10	126
6	278	123	24	2	129
7	161	71	18	4	68
8	202	111	18	0	73
9	194	74	23	1	96

DISTRICT ATTORNEY  
DETAIL

LEGISLATIVE DISTRICT OR TOWN	TOTAL VOTES	SANDRA J DOORLEY  REP	SANDRA J DOORLEY  CON	SCATTER	BLANK AND VOID
Brighton					
10	249	97	25	2	125
11	254	106	38	1	109
12	280	119	25	4	132
13	157	70	15	0	72
14	141	54	11	2	74
15	176	67	18	3	88
16	133	65	15	2	51
17	121	54	12	0	55
18	183	73	10	1	99
19	146	58	16	1	71
20	121	44	6	5	66
21	171	52	12	0	107
22	222	95	16	1	110
23	167	67	15	1	84
24	228	114	27	0	87
25	187	78	17	2	90
26	135	63	17	0	55
27	157	79	8	3	67
28	242	99	29	4	110
29	107	56	9	0	42
30	338	156	33	0	149
31	196	76	22	8	90
32	241	90	30	6	115
33	219	101	21	1	96
34	212	113	17	1	81
35	168	61	23	1	83
36	116	43	18	2	53
37	197	96	17	5	79
38	191	64	29	1	97
39	176	90	26	1	59
40	352	153	29	8	162
41	171	72	20	6	73
42	77	32	13	1	31
43	159	77	12	1	69
44	45	23	4	0	18
45	99	49	12	0	38

DISTRICT ATTORNEY  
DETAIL

LEGISLATIVE DISTRICT OR TOWN	TOTAL VOTES	SANDRA J DOORLEY	SANDRA J DOORLEY	SCATTER	BLANK AND VOID
		REP	CON		
Brighton					
46	128	49	18	1	60
47	94	39	14	3	38
48	13	7	2	0	4
49	0	0	0	0	0
50	42	21	3	1	17
51	4	3	1	0	0
52	0	0	0	0	0
Brighton	<u>8,549</u>	<u>3,648</u>	<u>883</u>	<u>103</u>	<u>3,915</u>
Chili					
1	142	77	39	0	26
2	254	154	58	1	41
3	222	115	46	0	61
4	125	83	21	0	21
5	172	96	37	0	39
6	171	103	41	2	25
7	106	55	19	0	32
8	180	105	44	2	29
9	204	121	37	2	44
10	103	56	24	1	22
11	227	123	53	1	50
12	182	109	37	0	36
13	284	182	57	0	45
14	210	118	52	0	40
15	151	91	27	1	32
16	392	247	70	2	73
17	534	327	98	1	108
18	183	121	31	0	31
19	153	86	23	2	42
20	261	141	58	2	60
21	126	74	24	0	28
22	210	104	26	3	77
23	154	87	29	0	38
24	361	187	73	0	101
25	131	64	28	3	36
26	240	142	60	1	37
27	161	85	42	0	34

DISTRICT ATTORNEY  
DETAIL

LEGISLATIVE DISTRICT OR TOWN	TOTAL VOTES	SANDRA J DOORLEY  REP	SANDRA J DOORLEY  CON	SCATTER	BLANK AND VOID
<u>Chili</u>					
28	140	77	23	2	38
29	146	76	32	4	34
30	73	41	8	1	23
31	199	111	39	2	47
32	182	108	35	2	37
33	24	14	7	0	3
34	32	21	4	0	7
35	15	8	2	0	5
Chili	<u>6,450</u>	<u>3,709</u>	<u>1,304</u>	<u>35</u>	<u>1,402</u>
<u>Clarkson</u>					
1	297	185	57	0	55
2	25	18	3	0	4
3	153	77	36	1	39
4	291	194	58	0	39
5	318	182	74	1	61
6	137	72	36	0	29
Clarkson	<u>1,221</u>	<u>728</u>	<u>264</u>	<u>2</u>	<u>227</u>
<u>East Rochester</u>					
1	180	99	36	1	44
2	200	99	35	1	65
3	225	142	35	1	47
4	147	82	17	0	48
5	159	85	25	2	47
6	257	113	40	1	103
7	185	104	28	1	52
East Rochester	<u>1,353</u>	<u>724</u>	<u>216</u>	<u>7</u>	<u>406</u>
<u>Gates</u>					
1	74	40	16	1	17
2	164	98	31	0	35
3	141	77	21	3	40
4	164	100	25	2	37
5	213	132	34	1	46
6	168	95	25	0	48
7	410	262	71	0	77
8	137	96	22	0	19
9	148	79	22	0	47
10	110	58	24	1	27

DISTRICT ATTORNEY  
DETAIL

LEGISLATIVE DISTRICT OR TOWN	TOTAL VOTES	SANDRA J DOORLEY  REP	SANDRA J DOORLEY  CON	SCATTER	BLANK AND VOID
<u>Gates</u>					
11	116	55	14	1	46
12	34	19	7	1	7
13	138	76	19	1	42
14	107	67	20	0	20
15	232	136	38	0	58
16	150	86	20	2	42
17	139	80	24	1	34
18	218	137	50	0	31
19	168	107	32	0	29
20	60	34	8	0	18
21	156	93	24	0	39
22	135	65	25	1	44
23	166	101	29	0	36
24	385	222	78	1	84
25	101	60	21	2	18
26	224	158	40	0	26
27	198	115	35	0	48
28	126	83	12	1	30
29	146	75	36	0	35
30	108	73	22	0	13
31	144	84	23	0	37
32	147	86	35	0	26
33	59	33	10	1	15
34	140	84	29	0	27
35	107	64	21	0	22
36	48	22	9	0	17
37	28	19	3	0	6
38	78	50	10	0	18
39	98	59	16	3	20
40	34	17	8	0	9
<u>Gates</u>	<u>5,719</u>	<u>3,397</u>	<u>1,009</u>	<u>23</u>	<u>1,290</u>
<u>Greece</u>					
1	143	77	33	4	29
2	201	111	47	1	42
3	97	53	23	0	21
4	112	61	21	0	30



DISTRICT ATTORNEY  
DETAIL

LEGISLATIVE DISTRICT OR TOWN	TOTAL VOTES	SANDRA J DOORLEY  REP	SANDRA J DOORLEY  CON	SCATTER	BLANK AND VOID
Greece					
5	91	44	20	1	26
6	84	42	11	0	31
7	111	60	25	0	26
8	98	59	24	0	15
9	107	68	18	1	20
10	97	48	26	0	23
11	52	28	6	1	17
12	65	31	14	0	20
13	116	68	19	0	29
14	82	43	12	1	26
15	130	72	35	1	22
16	105	57	24	0	24
17	196	124	35	0	37
18	156	86	30	2	38
19	120	56	24	0	40
20	109	57	24	3	25
21	135	60	32	5	38
22	99	53	22	0	24
23	179	105	34	1	39
24	204	135	39	0	30
25	103	59	18	1	25
26	89	49	23	0	17
27	220	132	41	2	45
28	183	110	41	0	32
29	125	83	16	1	25
30	84	52	14	1	17
31	112	62	25	2	23
32	101	51	19	0	31
33	168	98	31	0	39
34	194	112	38	3	41
35	145	71	37	3	34
36	161	91	29	1	40
37	106	61	25	1	19
38	86	41	25	2	18
39	86	39	23	3	21
40	97	47	22	3	25

DISTRICT ATTORNEY  
DETAIL

LEGISLATIVE DISTRICT OR TOWN	TOTAL VOTES	SANDRA J DOORLEY  REP	SANDRA J DOORLEY  CON	SCATTER	BLANK AND VOID
Greece					
41	153	77	39	0	37
42	118	72	24	0	22
43	177	98	37	2	40
44	218	117	53	0	48
45	231	152	43	2	34
46	79	30	25	1	23
47	143	84	29	2	28
48	82	46	8	0	28
49	108	58	22	0	28
50	122	64	30	1	27
51	73	35	14	0	24
52	189	125	31	1	32
53	90	55	13	1	21
54	179	123	31	0	25
55	97	60	20	0	17
56	152	88	31	0	33
57	118	68	27	0	23
58	199	122	36	1	40
59	57	23	17	1	16
60	119	62	33	2	22
61	65	33	14	1	17
62	154	82	33	0	39
63	104	44	24	1	35
64	119	74	18	1	26
65	193	128	29	0	36
66	58	32	11	0	15
67	127	81	30	0	16
68	156	88	41	1	26
69	107	55	27	2	23
70	489	319	80	5	85
71	187	102	39	0	46
72	201	116	37	0	48
73	65	30	19	1	15
74	105	59	21	1	24
75	95	53	18	2	22
76	147	101	28	0	18

DISTRICT ATTORNEY  
DETAIL

LEGISLATIVE DISTRICT OR TOWN	TOTAL VOTES	SANDRA J DOORLEY  REP	SANDRA J DOORLEY  CON	SCATTER	BLANK AND VOID
Greece					
77	149	81	30	1	37
78	85	47	13	1	24
79	319	181	61	1	76
80	215	130	38	0	47
81	100	59	17	0	24
82	123	62	20	0	41
83	52	24	13	1	14
84	169	100	39	0	30
85	192	105	45	1	41
86	184	122	36	0	26
87	56	26	15	0	15
88	213	118	44	0	51
89	112	68	20	0	24
90	205	115	52	1	37
91	307	169	68	2	68
92	213	133	29	2	49
93	171	99	28	1	43
94	115	66	22	4	23
95	83	44	15	0	24
96	33	19	8	0	6
97	287	177	61	1	48
98	200	100	58	1	41
99	47	28	11	0	8
100	230	133	56	2	39
101	88	51	21	0	16
102	226	139	34	4	49
103	188	104	48	0	36
104	93	58	23	0	12
105	228	138	49	1	40
106	153	95	27	1	30
107	106	68	20	0	18
108	144	82	26	0	36
109	200	110	41	1	48
110	126	75	23	2	26
111	56	27	13	0	16
112	35	22	5	1	7

DISTRICT ATTORNEY  
DETAIL

LEGISLATIVE DISTRICT OR TOWN	TOTAL VOTES	SANDRA J DOORLEY  REP	SANDRA J DOORLEY  CON	SCATTER	BLANK AND VOID
Greece					
113	0	0	0	0	0
114	69	37	14	1	17
115	123	62	26	2	33
116	144	80	24	2	38
117	86	59	14	1	12
118	65	42	15	0	8
Greece	<u>16,015</u>	<u>9,167</u>	<u>3,279</u>	<u>108</u>	<u>3,461</u>
Hamlin					
1	142	99	22	0	21
2	174	107	37	1	29
3	177	114	36	0	27
4	124	89	23	0	12
5	165	90	50	0	25
6	164	109	29	0	26
7	265	155	54	2	54
8	120	78	28	0	14
9	101	67	17	1	16
10	225	148	48	0	29
Hamlin	<u>1,657</u>	<u>1,056</u>	<u>344</u>	<u>4</u>	<u>253</u>
Henrietta					
1	290	177	40	0	73
2	208	110	36	0	62
3	92	41	15	4	32
4	231	105	33	2	91
5	222	123	41	1	57
6	194	112	33	1	48
7	216	104	28	4	80
8	209	118	35	1	55
9	151	64	25	2	60
10	221	115	38	3	65
11	154	77	22	0	55
12	197	108	40	1	48
13	321	148	57	3	113
14	169	95	27	1	46
15	304	152	38	4	110
16	114	61	19	1	33
17	272	107	57	1	107

DISTRICT ATTORNEY  
DETAIL

LEGISLATIVE DISTRICT OR TOWN	TOTAL VOTES	SANDRA J DOORLEY  REP	SANDRA J DOORLEY  CON	SCATTER	BLANK AND VOID
Henrietta					
18	248	133	33	2	80
19	177	90	35	0	52
20	3	0	2	0	1
21	168	91	29	1	47
22	379	196	64	1	118
23	202	95	36	2	69
24	230	106	31	3	90
25	213	117	48	2	46
26	504	285	104	0	115
27	358	195	76	0	87
28	294	161	57	1	75
29	653	296	106	3	248
30	190	100	29	1	60
31	175	82	34	0	59
32	412	183	66	0	163
33	142	80	27	1	34
34	136	63	27	0	46
35	272	153	42	2	75
36	324	161	56	2	105
37	319	145	47	1	126
Henrietta	8,964	4,549	1,533	51	2,831
Irondequoit					
1	266	137	49	0	80
2	165	86	31	1	47
3	233	123	42	1	67
4	93	51	16	1	25
5	157	82	23	0	52
6	364	174	55	4	131
7	349	186	66	2	95
8	246	149	45	0	52
9	223	142	27	0	54
10	233	126	43	2	62
11	112	56	27	0	29
12	159	79	21	0	59
13	289	152	36	2	99
14	299	165	57	2	75

DISTRICT ATTORNEY  
DETAIL

LEGISLATIVE DISTRICT OR TOWN	TOTAL VOTES	SANDRA J DOORLEY  REP	SANDRA J DOORLEY  CON	SCATTER	BLANK AND VOID
Irondequoit					
15	309	175	37	1	96
16	421	231	56	4	130
17	148	66	34	3	45
18	212	113	34	2	63
19	206	91	20	2	93
20	215	118	36	0	61
21	220	119	34	0	67
22	263	134	45	0	84
23	187	95	30	0	62
24	203	102	42	1	58
25	187	109	33	5	40
26	107	49	21	0	37
27	162	85	32	0	45
28	208	119	44	1	44
29	145	73	23	2	47
30	234	118	41	2	73
31	285	152	41	0	92
32	209	100	23	2	84
33	166	85	40	1	40
34	325	198	45	1	81
35	128	60	17	2	49
36	34	16	5	0	13
37	142	77	25	1	39
38	87	30	12	0	45
39	8	1	3	0	4
40	191	106	22	2	61
41	181	88	29	2	62
42	282	173	42	2	65
43	137	67	23	2	45
44	479	284	66	0	129
45	128	74	19	1	34
46	198	114	22	0	62
47	86	43	13	0	30
48	174	101	33	0	40
49	338	181	58	1	98
50	84	32	17	1	34

DISTRICT ATTORNEY  
DETAIL

LEGISLATIVE DISTRICT OR TOWN	TOTAL VOTES	SANDRA J DOORLEY  REP	SANDRA J DOORLEY  CON	SCATTER	BLANK AND VOID
Irondequoit					
51	312	161	54	2	95
52	175	88	31	3	53
53	188	104	30	0	54
54	64	32	7	0	25
55	218	131	24	0	63
56	135	76	20	0	39
57	279	146	59	0	74
58	242	130	34	4	74
59	166	85	35	3	43
60	223	120	42	0	61
61	258	128	34	2	94
62	274	126	44	1	103
63	167	89	31	0	47
64	76	39	13	0	24
65	105	56	14	0	35
66	57	28	4	1	24
67	126	67	27	0	32
68	173	92	24	0	57
69	36	13	7	0	16
70	20	12	2	0	6
71	8	4	2	1	1
Irondequoit	<u>13,579</u>	<u>7,214</u>	<u>2,193</u>	<u>73</u>	<u>4,099</u>
Mendon					
1	354	209	64	2	79
2	329	184	46	2	97
3	357	197	64	4	92
4	250	138	35	1	76
5	332	175	62	1	94
6	315	166	58	0	91
7	317	179	52	3	83
8	127	68	26	0	33
9	277	147	51	1	78
Mendon	<u>2,658</u>	<u>1,463</u>	<u>458</u>	<u>14</u>	<u>723</u>
Ogden					
1	210	99	46	1	64
2	195	123	30	1	41
3	310	199	55	1	55

DISTRICT ATTORNEY  
DETAIL

LEGISLATIVE DISTRICT OR TOWN	TOTAL VOTES	SANDRA J DOORLEY	SANDRA J DOORLEY	SCATTER	BLANK AND VOID
		REP	CON		
Ogden					
4	194	122	40	0	32
5	199	121	45	0	33
6	229	119	49	1	60
7	162	93	45	0	24
8	197	119	34	1	43
9	187	106	35	0	46
10	193	108	46	0	39
11	204	113	53	1	37
12	277	179	49	2	47
13	222	137	44	0	41
14	172	101	43	0	28
15	281	167	54	1	59
16	147	89	41	0	17
17	177	105	38	0	34
18	290	167	64	3	56
19	230	141	46	2	41
20	278	159	65	1	53
Ogden	4,354	2,567	922	15	850
Parma					
1	238	134	57	1	46
2	245	157	55	0	33
3	149	94	35	0	20
4	196	118	48	0	30
5	146	78	44	0	24
6	100	60	21	0	19
7	183	122	42	0	19
8	275	175	58	1	41
9	210	126	52	0	32
10	197	109	64	0	24
11	253	142	59	0	52
12	189	123	37	2	27
13	388	242	94	0	52
14	115	72	28	0	15
15	231	138	56	0	37
Parma	3,115	1,890	750	4	471
Penfield					
1	86	48	19	0	19



DISTRICT ATTORNEY  
DETAIL

LEGISLATIVE DISTRICT OR TOWN	TOTAL VOTES	SANDRA J DOORLEY  REP	SANDRA J DOORLEY  CON	SCATTER	BLANK AND VOID
Penfield					
2	212	125	30	0	57
3	268	145	49	1	73
4	354	197	85	1	71
5	314	152	45	2	115
6	236	159	39	0	38
7	239	115	40	4	80
8	84	37	19	0	28
9	292	140	38	2	112
10	185	89	39	0	57
11	125	67	21	1	36
12	231	106	42	3	80
13	245	126	42	0	77
14	312	201	52	0	59
15	373	186	50	2	135
16	114	52	10	1	51
17	267	149	37	0	81
18	189	107	28	1	53
19	380	191	60	1	128
20	265	143	51	1	70
21	268	122	35	0	111
22	232	93	35	2	102
23	364	201	57	3	103
24	356	184	63	2	107
25	181	92	34	0	55
26	131	81	24	1	25
27	295	168	48	0	79
28	202	107	36	0	59
29	264	140	42	2	80
30	506	293	80	3	130
31	200	115	27	0	58
32	80	38	14	1	27
33	186	103	27	0	56
34	287	169	42	0	76
35	364	179	52	6	127
36	270	153	27	1	89
37	470	301	58	2	109

DISTRICT ATTORNEY  
DETAIL

LEGISLATIVE DISTRICT OR TOWN	TOTAL VOTES	SANDRA J DOORLEY  REP	SANDRA J DOORLEY  CON	SCATTER	BLANK AND VOID
Penfield					
38	163	100	21	0	42
39	154	82	32	1	39
40	180	110	17	0	53
41	330	211	46	2	71
42	248	157	40	1	50
43	25	22	2	0	1
44	0	0	0	0	0
45	53	28	9	0	16
46	11	4	2	0	5
Penfield	<u>10,591</u>	<u>5,788</u>	<u>1,666</u>	<u>47</u>	<u>3,090</u>
Perinton					
1	420	233	66	3	118
2	273	142	36	5	90
3	212	109	50	1	52
4	245	120	40	1	84
5	120	60	24	0	36
6	238	117	27	2	92
7	335	177	47	1	110
8	238	133	25	0	80
9	339	207	58	3	71
10	265	140	41	4	80
11	147	72	29	2	44
12	225	124	25	2	74
13	229	137	27	1	64
14	261	155	37	1	68
15	256	152	43	0	61
16	201	94	35	1	71
17	217	101	37	2	77
18	237	126	51	1	59
19	219	127	41	0	51
20	217	118	27	0	72
21	270	146	39	4	81
22	190	101	27	2	60
23	384	211	58	1	114
24	388	234	62	2	90
25	200	109	21	2	68

DISTRICT ATTORNEY  
DETAIL

LEGISLATIVE DISTRICT OR TOWN	TOTAL VOTES	SANDRA J DOORLEY  REP	SANDRA J DOORLEY  CON	SCATTER	BLANK AND VOID
Perinton					
26	14	13	1	0	0
27	212	129	21	2	60
28	218	132	29	3	54
29	147	81	25	0	41
30	236	131	42	0	63
31	143	76	24	1	42
32	215	117	41	1	56
33	269	149	28	0	92
34	292	159	36	1	96
35	249	136	43	3	67
36	131	77	17	1	36
37	293	169	51	1	72
38	363	219	48	2	94
39	294	165	53	2	74
40	206	115	22	1	68
41	143	72	29	2	40
42	183	110	33	0	40
43	448	290	63	1	94
44	193	99	30	0	64
45	478	281	83	2	112
46	134	69	18	0	47
47	166	94	25	3	44
48	222	129	31	0	62
49	201	117	37	0	47
50	22	14	3	0	5
51	89	56	16	0	17
52	260	137	35	5	83
53	229	125	32	2	70
54	450	286	70	3	91
55	110	67	11	0	32
56	396	225	74	3	94
57	250	148	36	3	63
58	132	78	8	0	46
59	84	38	13	1	32
60	209	136	38	0	35
61	123	77	16	0	30

DISTRICT ATTORNEY  
DETAIL

LEGISLATIVE DISTRICT OR TOWN	TOTAL VOTES	SANDRA J DOORLEY  REP	SANDRA J DOORLEY  CON	SCATTER	BLANK AND VOID
Perinton	14,130	7,961	2,155	84	3,930
Pittsford					
1	205	97	24	2	82
2	229	99	35	3	92
3	372	216	32	1	123
4	315	173	38	2	102
5	213	96	30	2	85
6	170	92	19	1	58
7	128	71	12	2	43
8	212	141	28	0	43
9	273	154	35	3	81
10	277	152	35	7	83
11	227	120	29	0	78
12	247	138	32	1	76
13	205	95	22	2	86
14	285	164	40	1	80
15	147	84	24	2	37
16	207	104	24	1	78
17	305	156	34	2	113
18	187	103	25	1	58
19	157	81	39	0	37
20	270	133	30	5	102
21	259	133	26	0	100
22	321	176	42	3	100
23	219	119	44	0	56
24	310	168	31	0	111
25	288	157	38	3	90
26	260	157	44	2	57
27	227	109	29	0	89
28	255	144	23	2	86
29	245	150	25	1	69
30	224	139	16	0	69
31	307	204	20	0	83
32	324	191	30	2	101
33	10	4	3	0	3
34	372	191	39	6	136
35	59	36	10	0	13

DISTRICT ATTORNEY  
DETAIL

LEGISLATIVE DISTRICT OR TOWN	TOTAL VOTES	SANDRA J DOORLEY	SANDRA J DOORLEY	SCATTER	BLANK AND VOID
		REP	CON		
Pittsford					
36	456	262	59	4	131
Pittsford	8,767	4,809	1,066	61	2,831
Riga					
1	286	186	61	0	39
2	329	215	70	1	43
3	167	107	29	0	31
4	232	141	48	0	43
5	214	145	40	1	28
6	171	92	58	0	21
Riga	1,399	886	306	2	205
Rush					
1	381	224	77	3	77
2	247	151	60	0	36
3	344	186	62	2	94
4	378	216	63	2	97
Rush	1,350	777	262	7	304
Sweden					
1	205	112	34	0	59
2	67	31	7	0	29
3	186	93	37	3	53
4	245	126	49	2	68
5	44	18	11	1	14
6	150	75	31	2	42
7	173	88	34	3	48
8	190	111	45	2	32
9	157	88	27	1	41
10	283	162	78	2	41
11	62	22	14	0	26
12	201	105	51	4	41
Sweden	1,963	1,031	418	20	494
Webster					
1	214	130	33	2	49
2	219	108	44	3	64
3	272	150	50	0	72
4	99	45	19	1	34
5	222	137	36	1	48
6	159	87	30	0	42

DISTRICT ATTORNEY  
DETAIL

LEGISLATIVE DISTRICT OR TOWN	TOTAL VOTES	SANDRA J DOORLEY  REP	SANDRA J DOORLEY  CON	SCATTER	BLANK AND VOID
Webster					
7	246	141	38	0	67
8	199	121	45	0	33
9	214	121	48	1	44
10	481	300	96	3	82
11	229	145	34	3	47
12	313	175	61	0	77
13	184	103	30	2	49
14	205	121	31	1	52
15	154	93	23	0	38
16	250	137	53	1	59
17	205	134	40	0	31
18	128	63	28	0	37
19	141	86	29	2	24
20	424	254	90	1	79
21	256	152	39	3	62
22	231	139	38	2	52
23	213	105	43	1	64
24	604	363	118	2	121
25	270	153	53	0	64
26	232	141	40	1	50
27	368	218	76	0	74
28	214	131	45	1	37
29	147	85	25	0	37
30	90	55	10	0	25
31	223	131	48	2	42
32	311	195	57	0	59
33	227	126	48	2	51
34	120	84	24	0	12
35	148	79	31	1	37
36	161	106	24	0	31
37	368	228	52	0	88
38	207	124	28	0	55
39	217	125	29	0	63
40	101	54	15	1	31
41	364	213	65	0	86
42	241	135	59	0	47

DISTRICT ATTORNEY  
DETAIL

LEGISLATIVE DISTRICT OR TOWN	TOTAL VOTES	SANDRA J DOORLEY  REP	SANDRA J DOORLEY  CON	SCATTER	BLANK AND VOID
Webster					
43	174	98	27	0	49
44	152	99	24	0	29
45	22	13	3	0	6
46	77	51	13	0	13
47	63	34	14	0	15
Webster	<u>10,359</u>	<u>6,088</u>	<u>1,906</u>	<u>37</u>	<u>2,328</u>
Wheatland					
1	255	134	68	2	51
2	239	129	67	1	42
3	285	138	74	1	72
4	216	119	48	1	48
5	311	199	61	0	51
Wheatland	<u>1,306</u>	<u>719</u>	<u>318</u>	<u>5</u>	<u>264</u>
TOWNS	<u>123,499</u>	<u>68,171</u>	<u>21,252</u>	<u>702</u>	<u>33,374</u>
GRAND TOTAL:	<u><u>143,784</u></u>	<u><u>74,715</u></u>	<u><u>23,658</u></u>	<u><u>1,002</u></u>	<u><u>44,409</u></u>

COUNTY LEGISLATOR  
1ST DISTRICT  
SUMMARY

LEGISLATIVE DISTRICT OR TOWN	TOTAL VOTES	G BLAKE KELLER	G BLAKE KELLER	SCATTER	BLANK AND VOID
		REP	CON		
Greece	2,095	1,169	397	10	519
Parma	3,115	1,750	737	4	624
GRAND TOTAL:	5,210	2,919	1,134	14	1,143



COUNTY LEGISLATOR  
1ST DISTRICT  
DETAIL

LEGISLATIVE DISTRICT OR TOWN	TOTAL VOTES	G BLAKE KELLER	G BLAKE KELLER	SCATTER	BLANK AND VOID
		REP	CON		
Greece					
2	201	101	42	1	57
16	105	53	26	0	26
27	220	124	41	1	54
34	194	97	38	2	57
38	86	35	27	0	24
43	177	95	36	1	45
54	179	114	29	0	36
70	489	290	73	4	122
76	147	98	29	1	19
99	47	24	10	0	13
107	106	65	20	0	21
108	144	73	26	0	45
Greece	2,095	1,169	397	10	519
Parma					
1	238	120	51	1	66
2	245	148	57	0	40
3	149	87	30	0	32
4	196	116	44	0	36
5	146	73	39	0	34
6	100	56	23	0	21
7	183	106	43	0	34
8	275	159	60	1	55
9	210	115	54	0	41
10	197	104	59	0	34
11	253	135	59	0	59
12	189	108	40	2	39
13	388	227	92	0	69
14	115	65	30	0	20
15	231	131	56	0	44
Parma	3,115	1,750	737	4	624
GRAND TOTAL:	5,210	2,919	1,134	14	1,143

COUNTY LEGISLATOR  
2ND DISTRICT  
SUMMARY

LEGISLATIVE DISTRICT OR TOWN	TOTAL VOTES	JACKIE SMITH	JACKIE SMITH	SCATTER	BLANK AND VOID
		REP	CON		
Clarkson	1,221	728	269	2	222
Hamlin	1,657	1,036	347	3	271
Sweden	1,289	660	241	9	379
GRAND TOTAL:	4,167	2,424	857	14	872

COUNTY LEGISLATOR  
2ND DISTRICT  
DETAIL

LEGISLATIVE DISTRICT OR TOWN	TOTAL VOTES	JACKIE SMITH	JACKIE SMITH	SCATTER	BLANK AND VOID
		REP	CON		
Clarkson					
1	297	185	56	0	56
2	25	18	4	0	3
3	153	82	38	1	32
4	291	193	61	0	37
5	318	181	74	1	62
6	137	69	36	0	32
Clarkson	<u>1,221</u>	<u>728</u>	<u>269</u>	<u>2</u>	<u>222</u>
Hamlin					
1	142	94	23	0	25
2	174	103	40	1	30
3	177	107	39	0	31
4	124	90	22	0	12
5	165	93	45	0	27
6	164	103	35	1	25
7	265	147	49	1	68
8	120	80	26	0	14
9	101	70	19	0	12
10	225	149	49	0	27
Hamlin	<u>1,657</u>	<u>1,036</u>	<u>347</u>	<u>3</u>	<u>271</u>
Sweden					
1	205	110	34	0	61
2	67	34	10	0	23
3	186	97	33	1	55
4	245	125	44	2	74
5	44	18	11	0	15
6	150	77	30	2	41
7	173	90	34	3	46
9	157	84	33	1	39
11	62	25	12	0	25
Sweden	<u>1,289</u>	<u>660</u>	<u>241</u>	<u>9</u>	<u>379</u>
GRAND TOTAL:	<u><u>4,167</u></u>	<u><u>2,424</u></u>	<u><u>857</u></u>	<u><u>14</u></u>	<u><u>872</u></u>

COUNTY LEGISLATOR  
3RD DISTRICT  
DETAIL

LEGISLATIVE DISTRICT OR TOWN	TOTAL VOTES	MARVIN L STEPHERSON	TRACY A DIFLORIO	TRACY A DIFLORIO	SCATTER	BLANK AND VOID
		DEM	REP	PPF		
Chili						
1	142	44	85	8	0	5
2	254	61	170	10	0	13
3	222	101	104	5	0	12
4	125	37	82	3	0	3
5	172	60	97	7	0	8
6	171	52	110	1	0	8
7	106	58	36	6	0	6
9	204	76	112	8	0	8
11	227	84	124	10	1	8
12	182	58	106	6	0	12
13	284	73	197	8	1	5
14	210	52	129	21	0	8
15	151	54	85	1	0	11
16	392	110	245	18	0	19
17	534	153	337	15	1	28
18	183	44	123	7	0	9
19	153	51	91	3	0	8
20	261	118	125	10	0	8
21	126	46	66	5	0	9
22	210	113	79	5	0	13
23	154	61	85	4	0	4
24	361	148	183	14	0	16
25	131	77	47	3	0	4
26	240	62	160	8	1	9
27	161	55	88	5	0	13
28	140	65	63	4	0	8
29	146	52	81	6	0	7
30	73	33	37	3	0	0
31	199	87	104	2	0	6
33	24	2	20	2	0	0
34	32	5	26	0	0	1
35	15	3	8	1	0	3
Chili	<u>5,985</u>	<u>2,095</u>	<u>3,405</u>	<u>209</u>	<u>4</u>	<u>272</u>
GRAND TOTAL:	<u>5,985</u>	<u>2,095</u>	<u>3,405</u>	<u>209</u>	<u>4</u>	<u>272</u>

COUNTY LEGISLATOR  
4TH DISTRICT  
SUMMARY

LEGISLATIVE DISTRICT OR TOWN	TOTAL VOTES	VIRGINIA E MCINTYRE	RITA PETTINARO	RITA PETTINARO	SCATTER	BLANK AND VOID
		REP	CON	MCP		
Leg. Dist. 04	0	0	0	0	0	0
CITY	0	0	0	0	0	0
Gates	4,556	2,650	876	182	12	836
Greece	749	439	119	34	5	152
TOWNS	<u>5,305</u>	<u>3,089</u>	<u>995</u>	<u>216</u>	<u>17</u>	<u>988</u>
GRAND TOTAL:	<u><u>5,305</u></u>	<u><u>3,089</u></u>	<u><u>995</u></u>	<u><u>216</u></u>	<u><u>17</u></u>	<u><u>988</u></u>

COUNTY LEGISLATOR  
4TH DISTRICT  
DETAIL

LEGISLATIVE DISTRICT OR TOWN	TOTAL VOTES	VIRGINIA E MCINTYRE	RITA PETTINARO	RITA PETTINARO	SCATTER	BLANK AND VOID
		REP	CON	MCP		
Leg. Dist. 04						
1	0	0	0	0	0	0
Leg. Dist. 04	0	0	0	0	0	0
CITY	0	0	0	0	0	0
Gates						
1	74	38	17	3	1	15
3	141	85	18	4	1	33
4	164	95	21	8	1	39
5	213	122	43	10	1	37
7	410	248	82	17	0	63
8	137	95	26	3	0	13
10	110	54	20	4	1	31
12	34	21	6	0	0	7
14	107	62	24	3	0	18
15	232	130	37	7	0	58
17	139	72	35	4	1	27
18	218	127	56	2	0	33
19	168	95	39	8	0	26
21	156	85	35	7	0	29
22	135	67	22	6	1	39
23	166	93	27	11	0	35
24	385	209	80	20	0	76
25	101	64	15	6	2	14
26	224	145	49	5	0	25
27	198	107	34	11	0	46
28	126	79	16	12	0	19
29	146	82	26	5	0	33
30	108	69	23	3	0	13
31	144	85	28	7	0	24
32	147	90	33	5	0	19
34	140	90	24	5	1	20
35	107	65	18	3	0	21
37	28	21	3	1	0	3
39	98	55	19	2	2	20
Gates	4,556	2,650	876	182	12	836
Greece						
37	106	67	18	5	1	15
65	193	115	31	9	0	38

COUNTY LEGISLATOR  
4TH DISTRICT  
DETAIL

LEGISLATIVE DISTRICT OR TOWN	TOTAL VOTES	VIRGINIA E MCINTYRE	RITA PETTINARO	RITA PETTINARO	SCATTER	BLANK AND VOID
		REP	CON	MCP		
81	100	61	11	1	1	26
87	56	33	9	3	0	11
93	171	98	27	10	1	35
115	123	65	23	6	2	27
Greece	749	439	119	34	5	152
TOWNS	5,305	3,089	995	216	17	988
GRAND TOTAL:	5,305	3,089	995	216	17	988

COUNTY LEGISLATOR  
5TH DISTRICT  
SUMMARY

LEGISLATIVE DISTRICT OR TOWN	TOTAL VOTES	TERRY H DANIELE DEM	RICHARD B MILNE REP	RICHARD B MILNE CON	SCATTER	BLANK AND VOID
Henrietta	2,137	988	769	271	1	108
Mendon	2,658	1,011	1,214	392	1	40
Perinton	199	90	84	19	0	6
Pittsford	1,327	689	483	117	3	35
Rush	1,350	471	600	217	1	61
GRAND TOTAL:	<u>7,671</u>	<u>3,249</u>	<u>3,150</u>	<u>1,016</u>	<u>6</u>	<u>250</u>



COUNTY LEGISLATOR  
5TH DISTRICT  
DETAIL

LEGISLATIVE DISTRICT OR TOWN	TOTAL VOTES	TERRY H DANIELE DEM	RICHARD B MILNE REP	RICHARD B MILNE CON	SCATTER	BLANK AND VOID
Henrietta						
2	208	103	73	22	0	10
19	177	95	53	22	0	7
26	504	208	197	76	0	23
27	358	170	126	48	0	14
28	294	125	109	41	1	18
35	272	122	108	23	0	19
36	324	165	103	39	0	17
Henrietta	<u>2,137</u>	<u>988</u>	<u>769</u>	<u>271</u>	<u>1</u>	<u>108</u>
Mendon						
1	354	135	159	55	0	5
2	329	108	171	46	0	4
3	357	129	164	59	0	5
4	250	107	112	26	0	5
5	332	141	135	52	1	3
6	315	114	151	48	0	2
7	317	116	143	50	0	8
8	127	42	62	19	0	4
9	277	119	117	37	0	4
Mendon	<u>2,658</u>	<u>1,011</u>	<u>1,214</u>	<u>392</u>	<u>1</u>	<u>40</u>
Perinton						
51	89	36	39	14	0	0
55	110	54	45	5	0	6
Perinton	<u>199</u>	<u>90</u>	<u>84</u>	<u>19</u>	<u>0</u>	<u>6</u>
Pittsford						
12	247	124	88	22	1	12
17	305	182	93	21	1	8
26	260	115	106	34	1	4
35	59	31	24	4	0	0
36	456	237	172	36	0	11
Pittsford	<u>1,327</u>	<u>689</u>	<u>483</u>	<u>117</u>	<u>3</u>	<u>35</u>
Rush						
1	381	137	163	64	0	17
2	247	61	127	46	1	12
3	344	150	129	47	0	18
4	378	123	181	60	0	14
Rush	<u>1,350</u>	<u>471</u>	<u>600</u>	<u>217</u>	<u>1</u>	<u>61</u>
GRAND TOTAL:	<u><u>7,671</u></u>	<u><u>3,249</u></u>	<u><u>3,150</u></u>	<u><u>1,016</u></u>	<u><u>6</u></u>	<u><u>250</u></u>

COUNTY LEGISLATOR  
6TH DISTRICT  
DETAIL

LEGISLATIVE DISTRICT OR TOWN	TOTAL VOTES	SEAN H MCCABE	SEAN H MCCABE	SCATTER	BLANK AND VOID
		REP	CON		
Greece					
5	91	38	21	3	29
6	84	37	15	0	32
7	111	54	24	0	33
8	98	51	25	0	22
9	107	60	19	0	28
10	97	50	23	0	24
11	52	26	7	1	18
12	65	28	14	1	22
15	130	68	34	1	27
19	120	50	22	1	47
20	109	54	23	3	29
21	135	56	34	4	41
22	99	48	18	0	33
23	179	93	34	1	51
25	103	51	22	1	29
26	89	49	22	0	18
30	84	48	12	1	23
31	112	62	23	2	25
40	97	41	24	3	29
41	153	73	36	1	43
46	79	31	22	1	25
47	143	82	26	5	30
48	82	40	8	0	34
49	108	56	22	0	30
50	122	57	29	2	34
53	90	50	14	1	25
55	97	53	23	0	21
56	152	82	34	0	36
61	65	30	14	1	20
63	104	42	24	0	38
78	85	44	13	1	27
96	33	17	8	0	8
101	88	55	20	0	13
Greece	<u>3,363</u>	<u>1,676</u>	<u>709</u>	<u>34</u>	<u>944</u>
GRAND TOTAL:	<u>3,363</u>	<u>1,676</u>	<u>709</u>	<u>34</u>	<u>944</u>

COUNTY LEGISLATOR  
7TH DISTRICT  
DETAIL

LEGISLATIVE DISTRICT OR TOWN	TOTAL VOTES	KIRK MORRIS	KIRK MORRIS	SCATTER	BLANK AND VOID
		REP	CON		
Greece					
1	143	77	28	4	34
28	183	104	37	1	41
35	145	66	36	3	40
44	218	111	50	1	56
45	231	142	42	1	46
58	199	111	37	1	50
62	154	75	35	1	43
71	187	91	39	0	57
72	201	102	33	0	66
74	105	54	19	1	31
79	319	161	57	1	100
82	123	55	24	0	44
84	169	89	39	0	41
86	184	109	35	0	40
88	213	99	47	1	66
89	112	63	18	0	31
90	205	106	50	3	46
91	307	150	69	1	87
97	287	155	60	3	69
98	200	92	59	1	48
102	226	130	32	3	61
103	188	86	49	0	53
104	93	56	23	0	14
105	228	126	48	0	54
106	153	88	29	2	34
110	126	69	23	2	32
113	0	0	0	0	0
117	86	54	13	1	18
118	65	39	14	0	12
Greece	<u>5,050</u>	<u>2,660</u>	<u>1,045</u>	<u>31</u>	<u>1,314</u>
GRAND TOTAL:	<u><u>5,050</u></u>	<u><u>2,660</u></u>	<u><u>1,045</u></u>	<u><u>31</u></u>	<u><u>1,314</u></u>

COUNTY LEGISLATOR  
8TH DISTRICT  
DETAIL

LEGISLATIVE DISTRICT OR TOWN	TOTAL VOTES	MICHAEL D DITULLIO DEM	MARK C JOHNS REP	MARK C JOHNS CON	MICHAEL D DITULLIO WOR	SCATTER	BLANK AND VOID
Webster							
1	214	83	101	23	5	0	2
2	219	104	76	23	13	0	3
3	272	122	100	34	10	0	6
4	99	40	36	12	7	0	4
5	222	77	96	23	18	0	8
9	214	65	104	39	6	0	0
10	481	154	224	77	21	0	5
14	205	93	78	24	6	0	4
17	205	48	114	37	3	0	3
20	424	147	209	58	2	0	8
21	256	92	120	34	8	0	2
23	213	84	86	32	6	0	5
24	604	218	261	87	23	1	14
27	368	135	158	53	9	0	13
28	214	71	101	32	7	0	3
29	147	61	61	23	1	0	1
30	90	39	38	7	3	0	3
32	311	112	140	43	10	0	6
33	227	93	92	33	5	1	3
34	120	40	58	19	0	0	3
35	148	64	52	25	5	0	2
36	161	55	82	19	4	0	1
41	364	143	150	55	10	0	6
42	241	85	107	37	8	0	4
44	152	47	78	22	2	0	3
45	22	8	10	3	1	0	0
46	77	26	36	12	2	0	1
47	63	32	21	8	1	0	1
Webster	<u>6,333</u>	<u>2,338</u>	<u>2,789</u>	<u>894</u>	<u>196</u>	<u>2</u>	<u>114</u>
GRAND TOTAL:	<u>6,333</u>	<u>2,338</u>	<u>2,789</u>	<u>894</u>	<u>196</u>	<u>2</u>	<u>114</u>

COUNTY LEGISLATOR  
9TH DISTRICT  
DETAIL

LEGISLATIVE DISTRICT OR TOWN	TOTAL VOTES	MEL CALLAN	PAUL DONDORFER	PAUL DONDORFER	SCATTER	BLANK AND VOID
		DEM	REP	CON		
Penfield						
1	86	41	30	13	0	2
2	212	113	81	16	0	2
3	268	122	105	31	0	10
4	354	115	164	72	0	3
6	236	88	118	27	0	3
7	239	136	71	28	1	3
8	84	37	29	15	0	3
10	185	92	68	23	0	2
11	125	62	47	14	0	2
14	312	102	163	40	0	7
15	373	206	125	36	0	6
16	114	71	33	8	0	2
17	267	151	86	25	0	5
18	189	106	69	14	0	0
19	380	201	124	46	0	9
20	265	129	97	36	0	3
23	364	197	130	37	0	0
24	356	170	141	41	0	4
27	295	159	105	26	0	5
28	202	92	74	29	0	7
29	264	143	80	32	0	9
30	506	193	240	62	0	11
31	200	109	72	17	0	2
32	80	53	20	5	0	2
33	186	92	68	19	0	7
35	364	199	117	43	0	5
36	270	147	99	19	0	5
39	154	70	59	24	0	1
41	330	137	153	34	0	6
42	248	82	130	31	0	5
44	0	0	0	0	0	0
Penfield	<u>7,508</u>	<u>3,615</u>	<u>2,898</u>	<u>863</u>	<u>1</u>	<u>131</u>
GRAND TOTAL:	<u><u>7,508</u></u>	<u><u>3,615</u></u>	<u><u>2,898</u></u>	<u><u>863</u></u>	<u><u>1</u></u>	<u><u>131</u></u>

COUNTY LEGISLATOR  
10TH DISTRICT  
SUMMARY

LEGISLATIVE DISTRICT OR TOWN	TOTAL VOTES	HOWARD S MAFFUCCI	NANCY LEWIS	SCATTER	BLANK AND VOID
		DEM	REP		
Brighton	681	481	173	0	27
Pittsford	6,780	4,160	2,334	7	279
GRAND TOTAL:	7,461	4,641	2,507	7	306

COUNTY LEGISLATOR  
10TH DISTRICT  
DETAIL

LEGISLATIVE DISTRICT OR TOWN	TOTAL VOTES	HOWARD S MAFFUCCI	NANCY LEWIS	SCATTER	BLANK AND VOID
		DEM	REP		
Brighton					
16	133	76	52	0	5
22	222	173	42	0	7
33	219	166	48	0	5
47	94	61	24	0	9
48	13	5	7	0	1
49	0	0	0	0	0
Brighton	681	481	173	0	27
Pittsford					
1	205	130	65	0	10
2	229	157	63	1	8
3	372	245	111	0	16
4	315	190	109	0	16
5	213	143	64	0	6
6	170	124	35	0	11
7	128	84	42	0	2
8	212	106	100	0	6
9	273	164	94	0	15
10	277	160	102	3	12
11	227	143	77	0	7
13	205	123	69	0	13
14	285	158	112	0	15
15	147	73	69	1	4
16	207	128	68	1	10
18	187	117	61	0	9
19	157	70	77	0	10
20	270	171	86	0	13
21	259	181	70	0	8
22	321	195	114	0	12
23	219	118	90	0	11
24	310	206	92	0	12
27	227	157	64	0	6
28	255	164	80	1	10
29	245	127	107	0	11
30	224	147	74	0	3
31	307	179	121	0	7
32	324	196	113	0	15
33	10	4	5	0	1
Pittsford	6,780	4,160	2,334	7	279
GRAND TOTAL:	7,461	4,641	2,507	7	306

COUNTY LEGISLATOR  
 11TH DISTRICT  
 SUMMARY

LEGISLATIVE DISTRICT OR TOWN	TOTAL VOTES	JOHN B BAYNES  DEM	SCATTER	BLANK AND VOID
East Rochester	1,353	954	5	394
Perinton	5,631	3,905	18	1,708
GRAND TOTAL:	6,984	4,859	23	2,102



COUNTY LEGISLATOR  
11TH DISTRICT  
DETAIL

LEGISLATIVE DISTRICT OR TOWN	TOTAL VOTES	JOHN B BAYNES		SCATTER	BLANK AND VOID
		DEM			
East Rochester					
1	180	115		1	64
2	200	145		0	55
3	225	149		1	75
4	147	105		1	41
5	159	116		2	41
6	257	193		0	64
7	185	131		0	54
East Rochester	1,353	954		5	394
Perinton					
4	245	184		0	61
5	120	84		0	36
6	238	181		1	56
7	335	240		2	93
10	265	210		1	54
11	147	96		0	51
12	225	143		1	81
14	261	180		0	81
16	201	147		0	54
20	217	152		0	65
21	270	182		1	87
22	190	131		0	59
25	200	145		2	53
26	14	5		0	9
29	147	86		0	61
30	236	163		1	72
31	143	102		1	40
34	292	201		0	91
36	131	85		0	46
37	293	218		0	75
38	363	256		1	106
41	143	102		0	41
42	183	119		0	64
46	134	97		1	36
47	166	105		1	60
50	22	14		0	8
54	450	277		5	168
Perinton	5,631	3,905		18	1,708
GRAND TOTAL:	6,984	4,859		23	2,102

COUNTY LEGISLATOR  
12TH DISTRICT  
SUMMARY

LEGISLATIVE DISTRICT OR TOWN	TOTAL VOTES	STEVE BREW		SCATTER	BLANK AND VOID
		REP	CON		
Henrietta	1,385	561	219	10	595
Riga	1,399	863	313	14	209
Wheatland	1,306	648	322	10	326
GRAND TOTAL:	4,090	2,072	854	34	1,130

COUNTY LEGISLATOR  
12TH DISTRICT  
DETAIL

LEGISLATIVE DISTRICT OR TOWN	TOTAL VOTES	STEVE BREW		SCATTER	BLANK AND VOID
		REP	CON		
Henrietta					
3	92	36	14	2	40
13	321	132	56	3	130
29	653	269	100	3	281
37	319	124	49	2	144
Henrietta	<u>1,385</u>	<u>561</u>	<u>219</u>	<u>10</u>	<u>595</u>
Riga					
1	286	182	61	3	40
2	329	196	73	4	56
3	167	108	28	0	31
4	232	146	47	3	36
5	214	140	44	1	29
6	171	91	60	3	17
Riga	<u>1,399</u>	<u>863</u>	<u>313</u>	<u>14</u>	<u>209</u>
Wheatland					
1	255	119	71	2	63
2	239	108	68	2	61
3	285	131	74	3	77
4	216	101	44	3	68
5	311	189	65	0	57
Wheatland	<u>1,306</u>	<u>648</u>	<u>322</u>	<u>10</u>	<u>326</u>
GRAND TOTAL:	<u>4,090</u>	<u>2,072</u>	<u>854</u>	<u>34</u>	<u>1,130</u>

COUNTY LEGISLATOR  
13TH DISTRICT  
SUMMARY

LEGISLATIVE DISTRICT OR TOWN	TOTAL VOTES	MICHAEL B YUDELSON DEM	ETHAN GREENE REP	ETHAN GREENE CON	MICHAEL B YUDELSON WOR	SCATTER	BLANK AND VOID
Henrietta	5,442	2,753	1,772	550	246	1	120
Pittsford	660	352	220	53	17	2	16
GRAND TOTAL:	6,102	3,105	1,992	603	263	3	136

COUNTY LEGISLATOR  
13TH DISTRICT  
DETAIL

LEGISLATIVE DISTRICT OR TOWN	TOTAL VOTES	MICHAEL B YUDELSON DEM	ETHAN GREENE REP	ETHAN GREENE CON	MICHAEL B YUDELSON WOR	SCATTER	BLANK AND VOID
Henrietta							
1	290	117	127	26	12	0	8
4	231	143	63	10	11	0	4
5	222	95	90	26	3	0	8
6	194	83	77	19	9	0	6
7	216	117	68	18	9	0	4
8	209	94	83	19	10	0	3
9	151	94	40	12	1	0	4
10	221	96	81	23	14	1	6
11	154	83	48	14	5	0	4
12	197	84	77	22	8	0	6
14	169	80	62	16	7	0	4
15	304	166	87	24	22	0	5
16	114	45	46	14	7	0	2
17	272	144	77	36	12	0	3
18	248	121	93	20	10	0	4
20	3	1	0	2	0	0	0
21	168	78	60	22	8	0	0
22	379	206	111	41	12	0	9
23	202	98	61	23	9	0	11
24	230	135	56	17	19	0	3
25	213	88	79	31	10	0	5
30	190	101	56	19	8	0	6
31	175	91	42	25	10	0	7
32	412	261	93	38	14	0	6
33	142	62	52	16	12	0	0
34	136	70	43	17	4	0	2
Henrietta	5,442	2,753	1,772	550	246	1	120
Pittsford							
25	288	156	90	24	9	0	9
34	372	196	130	29	8	2	7
Pittsford	660	352	220	53	17	2	16
GRAND TOTAL:	6,102	3,105	1,992	603	263	3	136

COUNTY LEGISLATOR  
14TH DISTRICT  
SUMMARY

LEGISLATIVE DISTRICT OR TOWN	TOTAL VOTES	SUSAN K HUGHES-SMITH	PAT REILLY	PAT REILLY	SUSAN K HUGHES-SMITH	SCATTER	BLANK AND VOID
		DEM	REP	CON	WOR		
Brighton	5,738	3,821	1,029	311	452	5	120
Penfield	1,415	828	371	123	62	1	30
GRAND TOTAL:	7,153	4,649	1,400	434	514	6	150

COUNTY LEGISLATOR  
14TH DISTRICT  
DETAIL

LEGISLATIVE DISTRICT OR TOWN	TOTAL VOTES	SUSAN K HUGHES-SMITH DEM	PAT REILLY REP	PAT REILLY CON	SUSAN K HUGHES-SMITH WOR	SCATTER	BLANK AND VOID
Brighton							
1	237	170	30	10	22	0	5
3	74	40	16	5	8	0	5
4	227	155	36	8	25	0	3
5	224	160	29	7	22	0	6
6	278	187	53	15	15	0	8
7	161	91	36	10	19	0	5
8	202	107	71	9	7	0	8
9	194	129	31	16	16	0	2
10	249	173	39	16	17	1	3
11	254	163	35	21	30	0	5
12	280	201	38	14	21	0	6
13	157	108	31	6	10	0	2
15	176	122	29	9	12	0	4
18	183	136	19	6	22	0	0
19	146	112	19	8	5	0	2
21	171	127	23	7	12	0	2
23	167	119	24	8	12	0	4
24	228	129	61	17	12	0	9
27	157	99	33	8	15	0	2
28	242	166	43	9	18	0	6
29	107	57	35	2	9	0	4
31	196	142	20	9	19	0	6
32	241	157	37	19	26	0	2
34	212	139	44	8	17	0	4
37	197	128	41	10	15	1	2
38	191	122	32	21	13	0	3
39	176	110	42	15	6	0	3
41	171	119	30	5	11	3	3
42	77	54	9	5	9	0	0
43	159	98	40	8	7	0	6
51	4	1	3	0	0	0	0
52	0	0	0	0	0	0	0
Brighton	5,738	3,821	1,029	311	452	5	120
Penfield							
5	314	154	111	35	11	0	3
9	292	198	64	16	7	0	7
12	231	133	53	25	14	0	6
21	268	153	74	17	17	0	7
22	232	155	39	22	10	1	5
43	25	9	14	1	1	0	0
45	53	26	16	7	2	0	2
Penfield	1,415	828	371	123	62	1	30
GRAND TOTAL:	7,153	4,649	1,400	434	514	6	150

COUNTY LEGISLATOR  
15TH DISTRICT  
SUMMARY

LEGISLATIVE DISTRICT OR TOWN	TOTAL VOTES	FRANCIS M CIARDI  REP	FRANCIS M CIARDI  CON	SCATTER	BLANK AND VOID
Penfield	1,668	894	246	2	526
Webster	4,026	2,117	687	13	1,209
GRAND TOTAL:	5,694	3,011	933	15	1,735



COUNTY LEGISLATOR  
15TH DISTRICT  
DETAIL

LEGISLATIVE DISTRICT OR TOWN	TOTAL VOTES	FRANCIS M CIARDI	FRANCIS M CIARDI	SCATTER	BLANK AND VOID
		REP	CON		
Penfield					
13	245	121	41	0	83
25	181	91	32	0	58
26	131	71	27	1	32
34	287	154	40	0	93
37	470	267	66	1	136
38	163	82	21	0	60
40	180	105	17	0	58
46	11	3	2	0	6
Penfield	<u>1,668</u>	<u>894</u>	<u>246</u>	<u>2</u>	<u>526</u>
Webster					
6	159	84	29	0	46
7	246	134	38	1	73
8	199	111	44	0	44
11	229	128	33	4	64
12	313	168	56	0	89
13	184	92	30	1	61
15	154	85	19	0	50
16	250	127	50	1	72
18	128	56	28	0	44
19	141	73	29	2	37
22	231	128	39	1	63
25	270	139	44	0	87
26	232	120	42	0	70
31	223	121	47	2	53
37	368	202	58	0	108
38	207	101	32	0	74
39	217	111	29	0	77
40	101	46	14	1	40
43	174	91	26	0	57
Webster	<u>4,026</u>	<u>2,117</u>	<u>687</u>	<u>13</u>	<u>1,209</u>
GRAND TOTAL:	<u><u>5,694</u></u>	<u><u>3,011</u></u>	<u><u>933</u></u>	<u><u>15</u></u>	<u><u>1,735</u></u>

COUNTY LEGISLATOR  
16TH DISTRICT  
SUMMARY

LEGISLATIVE DISTRICT OR TOWN	TOTAL VOTES	DAVE LONG DEM	JOE CARBONE REP	JOE CARBONE CON	DAVE LONG WOR	SCATTER	BLANK AND VOID
Leg. Dist. 16	8	7	1	0	0	0	0
CITY	8	7	1	0	0	0	0
Irondequoit	8,560	4,229	2,941	826	451	2	111
TOWNS	8,560	4,229	2,941	826	451	2	111
GRAND TOTAL:	8,568	4,236	2,942	826	451	2	111

COUNTY LEGISLATOR  
16TH DISTRICT  
DETAIL

LEGISLATIVE DISTRICT OR TOWN	TOTAL VOTES	DAVE LONG DEM	JOE CARBONE REP	JOE CARBONE CON	DAVE LONG WOR	SCATTER	BLANK AND VOID
Leg. Dist. 16							
1	8	7	1	0	0	0	0
Leg. Dist. 16	8	7	1	0	0	0	0
CITY	8	7	1	0	0	0	0
Irondequoit							
1	266	146	83	25	9	0	3
3	233	97	85	31	13	0	7
4	93	45	37	6	4	0	1
7	349	192	100	39	14	0	4
8	246	117	87	28	13	0	1
9	223	109	91	13	6	1	3
10	233	123	76	19	10	1	4
11	112	58	33	12	8	0	1
14	299	127	112	34	23	0	3
15	309	166	100	24	17	0	2
16	421	234	136	28	16	0	7
18	212	98	73	24	12	0	5
20	215	107	67	25	11	0	5
22	263	135	74	29	19	0	6
25	187	90	61	23	12	0	1
27	162	79	54	16	13	0	0
28	208	71	90	36	9	0	2
30	234	112	73	20	23	0	6
33	166	80	58	21	7	0	0
34	325	155	133	25	10	0	2
40	191	108	66	10	5	0	2
42	282	120	107	29	25	0	1
44	479	232	192	30	21	0	4
46	198	96	78	12	9	0	3
47	86	42	34	7	3	0	0
49	338	171	123	27	13	0	4
51	312	169	84	37	19	0	3
53	188	82	71	15	15	0	5
54	64	34	21	5	4	0	0
57	279	135	93	30	15	0	6
59	166	75	56	23	8	0	4
60	223	106	76	28	11	0	2
61	258	126	86	23	16	0	7
62	274	154	76	24	15	0	5
63	167	81	59	18	9	0	0
67	126	68	35	16	5	0	2
68	173	89	61	14	9	0	0
Irondequoit	8,560	4,229	2,941	826	451	2	111

COUNTY LEGISLATOR  
 16TH DISTRICT  
 DETAIL

LEGISLATIVE DISTRICT OR TOWN	TOTAL VOTES	DAVE LONG DEM	JOE CARBONE REP	JOE CARBONE CON	DAVE LONG WOR	SCATTER	BLANK AND VOID
TOWNS	8,560	4,229	2,941	826	451	2	111
GRAND TOTAL:	8,568	4,236	2,942	826	451	2	111

COUNTY LEGISLATOR  
17TH DISTRICT  
SUMMARY

LEGISLATIVE DISTRICT OR TOWN	TOTAL VOTES	RACHEL BARNHART	RACHEL BARNHART	SCATTER	BLANK AND VOID
		DEM	WOR		
Leg. Dist. 17	<u>2,027</u>	<u>1,266</u>	<u>306</u>	<u>35</u>	<u>420</u>
CITY	<u>2,027</u>	<u>1,266</u>	<u>306</u>	<u>35</u>	<u>420</u>
Irondequoit	<u>3,188</u>	<u>1,795</u>	<u>382</u>	<u>38</u>	<u>973</u>
TOWNS	<u>3,188</u>	<u>1,795</u>	<u>382</u>	<u>38</u>	<u>973</u>
GRAND TOTAL:	<u><u>5,215</u></u>	<u><u>3,061</u></u>	<u><u>688</u></u>	<u><u>73</u></u>	<u><u>1,393</u></u>

COUNTY LEGISLATOR  
17TH DISTRICT  
DETAIL

LEGISLATIVE DISTRICT OR TOWN	TOTAL VOTES	RACHEL BARNHART	RACHEL BARNHART	SCATTER	BLANK AND VOID
		DEM	WOR		
Leg. Dist. 17					
1	99	57	20	5	17
2	44	23	14	2	5
3	11	5	1	0	5
4	180	120	27	0	33
5	47	33	7	1	6
6	66	43	9	2	12
7	183	112	40	3	28
8	17	8	6	0	3
9	8	3	1	0	4
10	78	44	17	1	16
11	176	110	27	2	37
12	290	195	36	3	56
13	155	86	23	4	42
14	240	144	26	5	65
15	261	171	36	1	53
16	135	88	14	6	27
17	37	24	2	0	11
Leg. Dist. 17	<u>2,027</u>	<u>1,266</u>	<u>306</u>	<u>35</u>	<u>420</u>
CITY	2,027	1,266	306	35	420
Irondequoit					
2	165	86	14	4	61
5	157	86	19	0	52
12	159	99	21	0	39
19	206	124	25	0	57
23	187	103	21	1	62
26	107	61	15	1	30
29	145	77	16	2	50
35	128	76	20	1	31
36	34	17	7	0	10
37	142	77	15	0	50
38	87	53	14	0	20
39	8	6	0	0	2
41	181	100	24	5	52
43	137	71	18	3	45
45	128	60	18	2	48
48	174	97	25	2	50
50	84	53	9	0	22
52	175	95	19	2	59
55	218	135	19	3	61
56	135	73	13	5	44
58	242	122	26	6	88
64	76	53	8	0	15
65	105	65	15	0	25

COUNTY LEGISLATOR  
17TH DISTRICT  
DETAIL

LEGISLATIVE DISTRICT OR TOWN	TOTAL VOTES	RACHEL BARNHART  DEM	RACHEL BARNHART  WOR	SCATTER	BLANK AND VOID
Irondequoit 71	8	6	1	1	0
Irondequoit	3,188	1,795	382	38	973
TOWNS	3,188	1,795	382	38	973
GRAND TOTAL:	5,215	3,061	688	73	1,393

COUNTY LEGISLATOR  
18TH DISTRICT  
DETAIL

LEGISLATIVE DISTRICT OR TOWN	TOTAL VOTES	LYSTRA E MCCOY  DEM	SEAN M DELEHANTY  REP	SEAN M DELEHANTY  CON	SCATTER	BLANK AND VOID
Perinton						
1	420	206	157	51	0	6
2	273	144	87	32	0	10
3	212	104	69	37	0	2
8	238	142	73	21	0	2
9	339	156	137	43	0	3
13	229	109	96	19	0	5
15	256	138	86	25	0	7
17	217	141	51	22	1	2
18	237	126	73	33	0	5
19	219	105	84	25	0	5
23	384	198	144	36	0	6
24	388	182	155	41	0	10
27	212	102	87	17	0	6
28	218	108	84	19	0	7
32	215	113	71	25	0	6
33	269	170	79	16	0	4
35	249	146	76	26	0	1
39	294	128	115	44	0	7
40	206	120	74	11	0	1
43	448	199	204	36	0	9
44	193	100	72	20	0	1
45	478	234	183	55	0	6
48	222	113	84	23	0	2
49	201	100	76	22	0	3
52	260	152	81	22	0	5
53	229	126	76	20	2	5
56	396	190	149	51	0	6
57	250	129	94	23	0	4
58	132	77	50	3	0	2
59	84	39	28	14	0	3
60	209	83	91	33	0	2
61	123	56	51	12	0	4
Perinton	<u>8,300</u>	<u>4,236</u>	<u>3,037</u>	<u>877</u>	<u>3</u>	<u>147</u>
GRAND TOTAL:	<u><u>8,300</u></u>	<u><u>4,236</u></u>	<u><u>3,037</u></u>	<u><u>877</u></u>	<u><u>3</u></u>	<u><u>147</u></u>



COUNTY LEGISLATOR  
19TH DISTRICT  
DETAIL

LEGISLATIVE DISTRICT OR TOWN	TOTAL VOTES	TOM SINCLAIR	TOM SINCLAIR	SCATTER	BLANK AND VOID
		REP	CON		
Greece					
3	97	47	23	0	27
4	112	55	18	1	38
13	116	62	20	0	34
14	82	33	12	1	36
17	196	116	32	0	48
18	156	81	32	4	39
24	204	130	37	0	37
29	125	75	17	0	33
33	168	93	31	0	44
36	161	79	30	1	51
39	86	38	22	2	24
42	118	65	19	0	34
51	73	33	14	0	26
52	189	117	30	1	41
57	118	64	28	0	26
60	119	56	29	3	31
64	119	70	18	1	30
66	58	34	9	0	15
68	156	82	37	1	36
69	107	53	27	2	25
73	65	29	21	0	15
75	95	45	20	2	28
77	149	77	27	1	44
80	215	126	36	0	53
83	52	22	14	0	16
85	192	99	44	1	48
92	213	130	27	3	53
95	83	41	14	0	28
100	230	122	56	2	50
109	200	100	41	1	58
111	56	27	11	0	18
114	69	34	15	1	19
116	144	71	26	2	45
Greece	<u>4,323</u>	<u>2,306</u>	<u>837</u>	<u>30</u>	<u>1,150</u>
GRAND TOTAL:	<u>4,323</u>	<u>2,306</u>	<u>837</u>	<u>30</u>	<u>1,150</u>

COUNTY LEGISLATOR  
20TH DISTRICT  
SUMMARY

LEGISLATIVE DISTRICT OR TOWN	TOTAL VOTES	J ERSKINE-PETTIT	R COLBY	R COLBY	SCATTER	BLANK AND VOID
		DEM	REP	CON		
Chili	465	163	200	76	1	25
Greece	242	80	117	42	0	3
Ogden	4,354	1,350	2,131	759	0	114
Sweden	674	195	307	145	2	25
<b>GRAND TOTAL:</b>	<b>5,735</b>	<b>1,788</b>	<b>2,755</b>	<b>1,022</b>	<b>3</b>	<b>167</b>

COUNTY LEGISLATOR  
20TH DISTRICT  
DETAIL

LEGISLATIVE DISTRICT OR TOWN	TOTAL VOTES	JAIME J ERSKINE-PETTIT	ROBERT J COLBY	ROBERT J COLBY	SCATTER	BLANK AND VOID
		DEM	REP	CON		
Chili						
8	180	55	83	29	1	12
10	103	38	39	21	0	5
32	182	70	78	26	0	8
Chili	<u>465</u>	<u>163</u>	<u>200</u>	<u>76</u>	<u>1</u>	<u>25</u>
Greece						
67	127	31	70	24	0	2
94	115	49	47	18	0	1
Greece	<u>242</u>	<u>80</u>	<u>117</u>	<u>42</u>	<u>0</u>	<u>3</u>
Ogden						
1	210	79	92	35	0	4
2	195	78	94	23	0	0
3	310	91	174	44	0	1
4	194	47	104	38	0	5
5	199	52	104	38	0	5
6	229	88	91	35	0	15
7	162	31	91	37	0	3
8	197	61	106	22	0	8
9	187	75	79	27	0	6
10	193	64	84	39	0	6
11	204	62	93	43	0	6
12	277	74	152	44	0	7
13	222	79	99	35	0	9
14	172	47	84	37	0	4
15	281	85	146	41	0	9
16	147	29	73	42	0	3
17	177	54	86	31	0	6
18	290	98	132	54	0	6
19	230	77	116	34	0	3
20	278	79	131	60	0	8
Ogden	<u>4,354</u>	<u>1,350</u>	<u>2,131</u>	<u>759</u>	<u>0</u>	<u>114</u>
Sweden						
8	190	52	91	39	1	7
10	283	74	133	64	0	12
12	201	69	83	42	1	6
Sweden	<u>674</u>	<u>195</u>	<u>307</u>	<u>145</u>	<u>2</u>	<u>25</u>
GRAND TOTAL:	<u><u>5,735</u></u>	<u><u>1,788</u></u>	<u><u>2,755</u></u>	<u><u>1,022</u></u>	<u><u>3</u></u>	<u><u>167</u></u>

COUNTY LEGISLATOR  
21ST DISTRICT  
SUMMARY

LEGISLATIVE DISTRICT OR TOWN	TOTAL VOTES	SANTOS E CRUZ	OSCAR L BREWER JR.	SCATTER	BLANK AND VOID
		DEM	WOR		
Leg. Dist. 21	<u>1,795</u>	<u>1,239</u>	<u>296</u>	<u>5</u>	<u>255</u>
CITY	<u>1,795</u>	<u>1,239</u>	<u>296</u>	<u>5</u>	<u>255</u>
Irondequoit	<u>113</u>	<u>74</u>	<u>19</u>	<u>0</u>	<u>20</u>
TOWNS	<u>113</u>	<u>74</u>	<u>19</u>	<u>0</u>	<u>20</u>
GRAND TOTAL:	<u><u>1,908</u></u>	<u><u>1,313</u></u>	<u><u>315</u></u>	<u><u>5</u></u>	<u><u>275</u></u>

COUNTY LEGISLATOR  
21ST DISTRICT  
DETAIL

LEGISLATIVE DISTRICT OR TOWN	TOTAL VOTES	SANTOS E CRUZ	OSCAR L BREWER JR.	SCATTER	BLANK AND VOID
		DEM	WOR		
Leg. Dist. 21					
1	67	40	13	1	13
2	64	50	7	0	7
3	69	49	14	0	6
4	81	60	14	0	7
5	34	21	11	0	2
6	104	76	12	0	16
7	31	18	4	0	9
8	159	120	22	0	17
9	108	71	24	1	12
10	64	43	9	0	12
11	26	21	2	0	3
12	77	49	11	0	17
13	85	61	11	1	12
14	98	69	15	0	14
15	63	44	15	0	4
16	49	33	11	0	5
17	42	27	9	0	6
18	43	29	10	0	4
19	11	7	1	1	2
20	10	4	3	0	3
21	35	25	3	1	6
22	82	51	16	0	15
23	61	46	8	0	7
24	31	23	2	0	6
25	95	71	13	0	11
26	3	2	1	0	0
27	7	5	0	0	2
28	8	3	4	0	1
29	29	22	5	0	2
30	2	2	0	0	0
31	72	44	13	0	15
32	0	0	0	0	0
33	57	38	9	0	10
34	28	15	4	0	9
Leg. Dist. 21	<u>1,795</u>	<u>1,239</u>	<u>296</u>	<u>5</u>	<u>255</u>
CITY	1,795	1,239	296	5	255
Irondequoit					
66	57	40	10	0	7
69	36	19	7	0	10
70	20	15	2	0	3
Irondequoit	<u>113</u>	<u>74</u>	<u>19</u>	<u>0</u>	<u>20</u>
TOWNS	113	74	19	0	20
GRAND TOTAL:	<u><u>1,908</u></u>	<u><u>1,313</u></u>	<u><u>315</u></u>	<u><u>5</u></u>	<u><u>275</u></u>

COUNTY LEGISLATOR  
22ND DISTRICT  
DETAIL

LEGISLATIVE DISTRICT OR TOWN	TOTAL VOTES	MERCEDES V SIMMONS	MERCEDES V SIMMONS	SCATTER	BLANK AND VOID
		DEM	WOR		
Leg. Dist. 22					
1	68	52	2	0	14
2	9	7	2	0	0
3	60	48	1	1	10
4	45	36	1	1	7
5	31	26	1	0	4
6	42	32	3	0	7
7	16	9	6	0	1
8	51	40	4	0	7
9	28	23	3	0	2
10	45	39	1	0	5
11	87	64	14	0	9
12	43	34	1	0	8
13	29	23	2	0	4
14	42	32	2	0	8
15	11	8	2	0	1
16	21	17	1	0	3
17	16	13	1	0	2
18	19	15	1	0	3
19	13	10	0	0	3
20	68	55	4	0	9
21	25	20	2	0	3
22	45	38	3	0	4
23	33	26	2	0	5
24	11	9	2	0	0
25	163	119	20	0	24
26	66	54	5	0	7
27	56	48	5	0	3
28	7	5	1	0	1
29	0	0	0	0	0
30	19	16	0	1	2
31	0	0	0	0	0
32	0	0	0	0	0
33	43	33	6	2	2
34	35	25	6	0	4
35	0	0	0	0	0
36	3	1	0	0	2
37	13	8	2	0	3
38	2	2	0	0	0
Leg. Dist. 22	<u>1,265</u>	<u>987</u>	<u>106</u>	<u>5</u>	<u>167</u>
GRAND TOTAL:	<u>1,265</u>	<u>987</u>	<u>106</u>	<u>5</u>	<u>167</u>

COUNTY LEGISLATOR  
23RD DISTRICT  
DETAIL

LEGISLATIVE DISTRICT OR TOWN	TOTAL VOTES	LINDA M HASMAN	LINDA M HASMAN	SCATTER	BLANK AND VOID
		DEM	WOR		
Leg. Dist. 23					
1	75	50	15	1	9
2	95	60	19	1	15
3	85	52	25	0	8
4	230	165	36	1	28
5	60	30	16	1	13
6	72	47	12	0	13
7	164	108	31	3	22
8	142	103	24	0	15
9	102	67	15	2	18
10	112	68	28	1	15
11	146	100	29	0	17
12	213	149	22	0	42
13	143	109	9	1	24
14	116	76	23	0	17
15	108	53	30	1	24
16	195	130	30	1	34
17	191	123	31	0	37
18	148	99	18	3	28
19	110	80	12	1	17
20	122	80	28	0	14
21	10	7	1	0	2
22	0	0	0	0	0
23	4	2	1	0	1
24	0	0	0	0	0
25	150	85	35	4	26
26	136	94	22	1	19
27	158	111	28	0	19
28	240	177	23	0	40
29	88	58	23	0	7
30	192	128	40	1	23
31	219	133	66	0	20
32	176	117	29	2	28
33	146	98	32	2	14
34	129	75	33	0	21
35	81	58	10	1	12
Leg. Dist. 23	<u>4,358</u>	<u>2,892</u>	<u>796</u>	<u>28</u>	<u>642</u>
GRAND TOTAL:	<u><u>4,358</u></u>	<u><u>2,892</u></u>	<u><u>796</u></u>	<u><u>28</u></u>	<u><u>642</u></u>

COUNTY LEGISLATOR  
24TH DISTRICT  
SUMMARY

LEGISLATIVE DISTRICT OR TOWN	TOTAL VOTES	ALBERT A BLANKLEY	ALBERT A BLANKLEY	SCATTER	BLANK AND VOID
		DEM	WOR		
Leg. Dist. 24	<u>2,034</u>	<u>1,320</u>	<u>449</u>	<u>12</u>	<u>253</u>
CITY	<u>2,034</u>	<u>1,320</u>	<u>449</u>	<u>12</u>	<u>253</u>
Brighton	<u>2,130</u>	<u>1,527</u>	<u>250</u>	<u>9</u>	<u>344</u>
TOWNS	<u>2,130</u>	<u>1,527</u>	<u>250</u>	<u>9</u>	<u>344</u>
GRAND TOTAL:	<u><u>4,164</u></u>	<u><u>2,847</u></u>	<u><u>699</u></u>	<u><u>21</u></u>	<u><u>597</u></u>



COUNTY LEGISLATOR  
24TH DISTRICT  
DETAIL

LEGISLATIVE DISTRICT OR TOWN	TOTAL VOTES	ALBERT A BLANKLEY	ALBERT A BLANKLEY	SCATTER	BLANK AND VOID
		DEM	WOR		
Leg. Dist. 24					
1	237	160	48	0	29
2	124	86	23	0	15
3	137	83	36	0	18
4	0	0	0	0	0
5	67	50	12	0	5
6	83	58	13	1	11
7	61	44	8	0	9
8	122	79	27	1	15
9	95	66	10	4	15
10	29	17	3	0	9
11	18	13	0	0	5
12	160	104	43	0	13
13	157	96	42	0	19
14	14	10	1	0	3
15	10	7	3	0	0
16	19	11	7	0	1
17	34	19	10	0	5
18	51	34	13	0	4
19	78	55	15	0	8
20	8	5	2	0	1
21	1	1	0	0	0
22	1	1	0	0	0
23	67	39	18	2	8
24	82	53	23	0	6
25	64	39	13	2	10
26	25	17	7	0	1
27	12	8	4	0	0
28	14	5	9	0	0
29	57	33	19	0	5
30	24	16	7	1	0
31	58	41	9	0	8
32	99	59	14	1	25
33	15	6	6	0	3
34	11	5	4	0	2
Leg. Dist. 24	<u>2,034</u>	<u>1,320</u>	<u>449</u>	<u>12</u>	<u>253</u>
CITY	2,034	1,320	449	12	253
Brighton					
2	137	86	17	0	34
14	141	101	26	0	14
17	121	94	8	0	19
20	121	89	21	1	10
25	187	130	28	0	29
26	135	78	26	0	31

COUNTY LEGISLATOR  
24TH DISTRICT  
DETAIL

LEGISLATIVE DISTRICT OR TOWN	TOTAL VOTES	ALBERT A BLANKLEY	ALBERT A BLANKLEY	SCATTER	BLANK AND VOID
		DEM	WOR		
Brighton					
30	338	256	24	0	58
35	168	129	23	0	16
36	116	80	19	1	16
40	352	264	30	7	51
44	45	26	4	0	15
45	99	60	14	0	25
46	128	101	8	0	19
50	42	33	2	0	7
Brighton	<u>2,130</u>	<u>1,527</u>	<u>250</u>	<u>9</u>	<u>344</u>
TOWNS	<u>2,130</u>	<u>1,527</u>	<u>250</u>	<u>9</u>	<u>344</u>
GRAND TOTAL:	<u><u>4,164</u></u>	<u><u>2,847</u></u>	<u><u>699</u></u>	<u><u>21</u></u>	<u><u>597</u></u>

COUNTY LEGISLATOR  
25TH DISTRICT  
DETAIL

LEGISLATIVE DISTRICT OR TOWN	TOTAL VOTES	CAROLYN D HOFFMAN	CAROLYN D HOFFMAN	SCATTER	BLANK AND VOID
		DEM	WOR		
Leg. Dist. 25					
1	147	112	10	0	25
2	74	61	4	0	9
3	126	93	6	1	26
4	36	32	2	0	2
5	62	51	1	0	10
6	16	13	3	0	0
7	88	69	4	0	15
8	81	67	2	0	12
9	31	25	2	0	4
10	102	81	16	1	4
11	34	28	1	0	5
12	45	29	8	0	8
13	62	43	2	0	17
14	44	38	1	0	5
15	94	77	5	1	11
16	68	50	7	0	11
17	57	33	7	2	15
18	6	4	0	0	2
19	91	63	16	2	10
20	7	5	2	0	0
21	30	19	2	0	9
22	162	122	13	1	26
23	41	23	6	0	12
24	23	18	4	0	1
25	0	0	0	0	0
26	8	5	1	0	2
27	62	51	4	0	7
28	72	54	9	0	9
29	49	39	6	0	4
30	3	3	0	0	0
31	2	2	0	0	0
Leg. Dist. 25	<u>1,723</u>	<u>1,310</u>	<u>144</u>	<u>8</u>	<u>261</u>
GRAND TOTAL:	<u>1,723</u>	<u>1,310</u>	<u>144</u>	<u>8</u>	<u>261</u>

COUNTY LEGISLATOR  
26TH DISTRICT  
SUMMARY

LEGISLATIVE DISTRICT OR TOWN	TOTAL VOTES	YVERSHA M ROMAN	YVERSHA M ROMAN	SCATTER	BLANK AND VOID
		DEM	WOR		
Leg. Dist. 26	2,049	1,224	305	21	499
CITY	2,049	1,224	305	21	499
Greece	193	98	29	0	66
Irondequoit	1,718	1,043	192	14	469
TOWNS	1,911	1,141	221	14	535
GRAND TOTAL:	3,960	2,365	526	35	1,034

COUNTY LEGISLATOR  
26TH DISTRICT  
DETAIL

LEGISLATIVE DISTRICT OR TOWN	TOTAL VOTES	YVERSHA	YVERSHA	SCATTER	BLANK AND VOID
		M ROMAN  DEM	M ROMAN  WOR		
Leg. Dist. 26					
1	233	131	32	3	67
2	63	33	14	1	15
3	72	48	5	0	19
4	95	52	20	0	23
5	87	55	9	0	23
6	69	48	3	0	18
7	108	70	19	1	18
8	47	29	10	0	8
9	103	65	12	0	26
10	135	79	22	4	30
11	148	86	21	4	37
12	97	54	15	2	26
13	89	52	12	1	24
14	216	120	43	0	53
15	113	69	9	1	34
16	45	31	4	1	9
17	85	54	13	2	16
18	37	23	3	0	11
19	130	78	25	1	26
20	77	47	14	0	16
21	0	0	0	0	0
Leg. Dist. 26	<u>2,049</u>	<u>1,224</u>	<u>305</u>	<u>21</u>	<u>499</u>
CITY	2,049	1,224	305	21	499
Greece					
32	101	49	14	0	38
59	57	34	6	0	17
112	<u>35</u>	<u>15</u>	<u>9</u>	<u>0</u>	<u>11</u>
Greece	193	98	29	0	66
Irondequoit					
6	364	237	26	3	98
13	289	176	30	1	82
17	148	86	21	2	39
21	220	133	35	1	51
24	203	119	18	2	64
31	285	156	34	4	91
32	<u>209</u>	<u>136</u>	<u>28</u>	<u>1</u>	<u>44</u>
Irondequoit	<u>1,718</u>	<u>1,043</u>	<u>192</u>	<u>14</u>	<u>469</u>
TOWNS	1,911	1,141	221	14	535
GRAND TOTAL:	<u><u>3,960</u></u>	<u><u>2,365</u></u>	<u><u>526</u></u>	<u><u>35</u></u>	<u><u>1,034</u></u>

COUNTY LEGISLATOR  
27TH DISTRICT  
SUMMARY

LEGISLATIVE DISTRICT OR TOWN	TOTAL VOTES	ROSE E BONNICK DEM	DAVID J FERRIS REP	DAVID J FERRIS CON	ROSE E BONNICK WOR	SCATTER	BLANK AND VOID
Leg. Dist. 27	2,293	1,709	159	83	193	2	147
CITY	2,293	1,709	159	83	193	2	147
Gates	1,163	476	481	111	36	0	59
TOWNS	1,163	476	481	111	36	0	59
GRAND TOTAL:	3,456	2,185	640	194	229	2	206

COUNTY LEGISLATOR  
27TH DISTRICT  
DETAIL

LEGISLATIVE DISTRICT OR TOWN	TOTAL VOTES	ROSE E BONNICK DEM	DAVID J FERRIS REP	DAVID J FERRIS CON	ROSE E BONNICK WOR	SCATTER	BLANK AND VOID
Leg. Dist. 27							
1	144	103	16	10	10	0	5
2	175	130	15	9	12	0	9
3	88	66	9	1	9	0	3
4	144	99	10	5	23	0	7
5	137	104	6	3	13	0	11
6	106	80	5	3	3	0	15
7	132	92	17	4	14	0	5
8	158	126	4	1	19	0	8
9	145	96	18	7	19	0	5
10	143	108	7	4	10	0	14
11	86	56	6	7	13	0	4
12	107	89	1	2	5	0	10
13	72	54	7	1	3	1	6
14	113	98	0	0	6	0	9
15	137	114	3	5	10	0	5
16	92	69	7	4	3	1	8
17	138	104	4	5	10	0	15
18	64	49	6	3	3	0	3
19	70	46	10	7	3	0	4
20	42	26	8	2	5	0	1
21	0	0	0	0	0	0	0
Leg. Dist. 27	<u>2,293</u>	<u>1,709</u>	<u>159</u>	<u>83</u>	<u>193</u>	<u>2</u>	<u>147</u>
CITY	2,293	1,709	159	83	193	2	147
Gates							
2	164	52	85	15	3	0	9
6	168	71	68	18	5	0	6
9	148	65	59	8	5	0	11
11	116	52	44	10	3	0	7
13	138	57	58	14	3	0	6
16	150	65	58	16	6	0	5
20	60	25	27	5	0	0	3
33	59	28	18	6	4	0	3
36	48	15	16	8	3	0	6
38	78	30	37	5	3	0	3
40	34	16	11	6	1	0	0
Gates	<u>1,163</u>	<u>476</u>	<u>481</u>	<u>111</u>	<u>36</u>	<u>0</u>	<u>59</u>
TOWNS	1,163	476	481	111	36	0	59
GRAND TOTAL:	<u><u>3,456</u></u>	<u><u>2,185</u></u>	<u><u>640</u></u>	<u><u>194</u></u>	<u><u>229</u></u>	<u><u>2</u></u>	<u><u>206</u></u>

COUNTY LEGISLATOR  
28TH DISTRICT  
DETAIL

LEGISLATIVE DISTRICT OR TOWN	TOTAL VOTES	RICKY G FRAZIER	RICKY G FRAZIER	SCATTER	BLANK AND VOID
		DEM	WOR		
Leg. Dist. 28					
1	15	3	7	1	4
2	41	35	1	0	5
3	58	34	5	0	19
4	49	33	6	0	10
5	105	76	9	0	20
6	59	42	8	0	9
7	18	11	2	0	5
8	40	27	6	0	7
9	37	29	5	0	3
10	44	27	7	0	10
11	60	43	5	0	12
12	24	18	3	0	3
13	64	45	4	0	15
14	3	1	0	0	2
15	0	0	0	0	0
16	27	23	0	0	4
17	15	12	0	0	3
18	27	26	0	0	1
19	20	14	2	0	4
20	78	56	8	0	14
21	177	135	13	4	25
22	83	53	10	0	20
23	42	27	4	1	10
24	10	9	1	0	0
25	5	3	1	0	1
26	17	14	2	0	1
27	0	0	0	0	0
Leg. Dist. 28	<u>1,118</u>	<u>796</u>	<u>109</u>	<u>6</u>	<u>207</u>
GRAND TOTAL:	<u><u>1,118</u></u>	<u><u>796</u></u>	<u><u>109</u></u>	<u><u>6</u></u>	<u><u>207</u></u>



COUNTY LEGISLATOR  
29TH DISTRICT  
DETAIL

LEGISLATIVE DISTRICT OR TOWN	TOTAL VOTES	WILLIAM T BURGESS	WILLIAM T BURGESS	SCATTER	BLANK AND VOID
		DEM	WOR		
Leg. Dist. 29					
1	7	4	1	0	2
2	84	58	5	0	21
3	58	40	10	0	8
4	24	15	4	0	5
5	73	49	6	1	17
6	61	49	5	0	7
7	35	30	4	0	1
8	68	51	4	0	13
9	22	18	3	0	1
10	37	23	6	1	7
11	89	70	3	0	16
12	62	47	3	0	12
13	42	25	3	0	14
14	29	24	3	0	2
15	29	21	2	0	6
16	2	0	0	0	2
17	14	9	2	0	3
18	7	4	1	0	2
19	13	11	0	0	2
20	31	25	1	0	5
21	106	64	16	2	24
22	31	21	1	0	9
23	78	49	8	2	19
24	73	56	10	0	7
25	54	41	2	0	11
26	132	90	16	0	26
27	63	45	11	2	5
28	90	65	10	0	15
29	6	6	0	0	0
30	32	28	1	0	3
31	145	90	12	0	43
32	18	9	3	0	6
Leg. Dist. 29	<u>1,615</u>	<u>1,137</u>	<u>156</u>	<u>8</u>	<u>314</u>
GRAND TOTAL:	<u>1,615</u>	<u>1,137</u>	<u>156</u>	<u>8</u>	<u>314</u>

CITY COURT JUDGE  
(VOTE FOR 2)  
SUMMARY

LEGISLATIVE DISTRICT OR TOWN	TOTAL VOTES	CONSTANCE A PATTERSON DEM	JACK ELLIOTT DEM	CAMPBELL P ROTH WOR	JACK ELLIOTT WOR	SCATTER	BLANK AND VOID
Leg. Dist. 04	0	0	0	0	0	0	0
Leg. Dist. 16	16	7	7	0	0	0	2
Leg. Dist. 17	4,054	1,326	1,224	418	322	13	751
Leg. Dist. 21	3,590	1,236	1,033	276	219	5	821
Leg. Dist. 22	2,530	886	762	144	96	6	636
Leg. Dist. 23	8,716	2,897	2,650	907	782	37	1,443
Leg. Dist. 24	4,068	1,310	1,186	528	471	15	558
Leg. Dist. 25	3,446	1,263	1,059	201	138	4	781
Leg. Dist. 26	4,098	1,186	1,055	385	305	25	1,142
Leg. Dist. 27	4,586	1,707	1,367	305	252	0	955
Leg. Dist. 28	2,236	784	608	132	114	3	595
Leg. Dist. 29	3,230	1,110	885	186	158	7	884
<b>GRAND TOTAL:</b>	<b>40,570</b>	<b>13,712</b>	<b>11,836</b>	<b>3,482</b>	<b>2,857</b>	<b>115</b>	<b>8,568</b>

CITY COURT JUDGE  
(VOTE FOR 2)  
DETAIL

LEGISLATIVE DISTRICT OR TOWN	TOTAL VOTES	CONSTANCE A PATTERSON DEM	JACK ELLIOTT DEM	CAMPBELL P ROTH WOR	JACK ELLIOTT WOR	SCATTER	BLANK AND VOID
Leg. Dist. 04							
1	0	0	0	0	0	0	0
Leg. Dist. 04	0	0	0	0	0	0	0
Leg. Dist. 16							
1	16	7	7	0	0	0	2
Leg. Dist. 16	16	7	7	0	0	0	2
Leg. Dist. 17							
1	198	64	56	25	17	2	34
2	88	24	24	14	13	0	13
3	22	7	5	1	1	1	7
4	360	105	103	44	28	0	80
5	94	29	23	11	12	0	19
6	132	37	39	17	11	1	27
7	366	118	104	46	46	0	52
8	34	9	9	5	5	0	6
9	16	4	4	1	1	0	6
10	156	52	46	21	11	0	26
11	352	112	102	37	30	2	69
12	580	187	187	58	35	0	113
13	310	92	87	31	25	2	73
14	480	171	147	49	31	2	80
15	522	190	171	43	42	2	74
16	270	99	96	13	14	1	47
17	74	26	21	2	0	0	25
Leg. Dist. 17	4,054	1,326	1,224	418	322	13	751
Leg. Dist. 21							
1	134	44	37	11	6	2	34
2	128	41	32	8	7	0	40
3	138	45	34	17	14	1	27
4	162	57	49	15	5	0	36
5	68	24	20	8	9	0	7
6	208	71	69	12	12	0	44
7	62	20	11	3	4	0	24
8	318	116	103	26	19	0	54
9	216	73	63	23	12	2	43
10	128	37	36	8	5	0	42
11	52	19	18	2	1	0	12
12	154	51	47	11	6	0	39
13	170	65	51	13	10	0	31
14	196	61	54	19	15	0	47
15	126	45	45	9	9	0	18
16	98	34	22	15	9	0	18
17	84	33	24	3	6	0	18
18	86	31	26	5	8	0	16

CITY COURT JUDGE  
(VOTE FOR 2)  
DETAIL

LEGISLATIVE DISTRICT OR TOWN	TOTAL VOTES	CONSTANCE A PATTERSON DEM	JACK ELLIOTT DEM	CAMPBELL P ROTH WOR	JACK ELLIOTT WOR	SCATTER	BLANK AND VOID
Leg. Dist. 21							
19	22	11	10	0	0	0	1
20	20	7	5	2	2	0	4
21	70	24	15	5	2	0	24
22	164	59	40	12	9	0	44
23	122	41	37	8	5	0	31
24	62	23	20	2	4	0	13
25	190	69	63	14	11	0	33
26	6	1	2	1	1	0	1
27	14	5	5	0	0	0	4
28	16	4	2	4	4	0	2
29	58	24	21	3	3	0	7
30	4	2	1	0	0	0	1
31	144	43	31	8	9	0	53
32	0	0	0	0	0	0	0
33	114	37	26	7	8	0	36
34	56	19	14	2	4	0	17
Leg. Dist. 21	3,590	1,236	1,033	276	219	5	821
Leg. Dist. 22							
1	136	47	42	6	4	0	37
2	18	6	8	0	0	0	4
3	120	29	33	7	2	0	49
4	90	21	27	8	0	2	32
5	62	26	18	1	1	0	16
6	84	31	25	2	1	0	25
7	32	8	5	5	1	0	13
8	102	37	23	5	4	0	33
9	56	23	16	3	3	0	11
10	90	34	26	2	1	0	27
11	174	60	54	17	13	0	30
12	86	30	26	2	1	0	27
13	58	19	15	3	0	0	21
14	84	32	26	1	3	0	22
15	22	8	7	1	1	0	5
16	42	13	15	1	2	0	11
17	32	13	11	0	2	0	6
18	38	12	11	3	2	0	10
19	26	9	9	0	0	0	8
20	136	50	38	3	2	0	43
21	50	16	12	3	1	0	18
22	90	30	25	2	3	0	30
23	66	24	14	6	3	0	19
24	22	9	9	2	0	0	2
25	326	114	101	28	22	0	61

CITY COURT JUDGE  
(VOTE FOR 2)  
DETAIL

LEGISLATIVE DISTRICT OR TOWN	TOTAL VOTES	CONSTANCE A PATTERSON DEM	JACK ELLIOTT DEM	CAMPBELL P ROTH WOR	JACK ELLIOTT WOR	SCATTER	BLANK AND VOID
Leg. Dist. 22							
26	132	52	45	10	6	0	19
27	112	43	43	8	4	0	14
28	14	5	5	0	0	0	4
29	0	0	0	0	0	0	0
30	38	15	13	2	1	0	7
31	0	0	0	0	0	0	0
32	0	0	0	0	0	0	0
33	86	33	28	6	6	4	9
34	70	26	24	4	5	0	11
35	0	0	0	0	0	0	0
36	6	0	0	1	1	0	4
37	26	9	7	2	1	0	7
38	4	2	1	0	0	0	1
Leg. Dist. 22	2,530	886	762	144	96	6	636
Leg. Dist. 23							
1	150	49	48	15	15	2	21
2	190	59	44	25	22	1	39
3	170	56	50	27	22	0	15
4	460	163	160	32	30	0	75
5	120	36	31	14	13	2	24
6	144	45	44	13	12	0	30
7	328	112	104	37	32	5	38
8	284	96	85	37	23	0	43
9	204	64	62	23	18	2	35
10	224	61	68	32	30	2	31
11	292	99	95	31	30	0	37
12	426	146	135	34	23	1	87
13	286	109	95	11	8	0	63
14	232	86	74	23	22	0	27
15	216	56	49	31	31	2	47
16	390	133	138	24	26	1	68
17	382	128	120	29	32	0	73
18	296	94	92	26	14	2	68
19	220	75	62	19	19	0	45
20	244	82	68	33	28	0	33
21	20	7	7	1	1	0	4
22	0	0	0	0	0	0	0
23	8	3	3	1	1	0	0
24	0	0	0	0	0	0	0
25	300	85	73	42	36	5	59
26	272	98	81	26	27	0	40
27	316	102	106	34	25	0	49
28	480	182	162	23	23	0	90

CITY COURT JUDGE  
(VOTE FOR 2)  
DETAIL

LEGISLATIVE DISTRICT OR TOWN	TOTAL VOTES	CONSTANCE A PATTERSON DEM	JACK ELLIOTT DEM	CAMPBELL P ROTH WOR	JACK ELLIOTT WOR	SCATTER	BLANK AND VOID
Leg. Dist. 23							
29	176	58	50	27	22	0	19
30	384	126	116	53	38	2	49
31	438	143	124	61	53	2	55
32	352	113	103	32	24	4	76
33	292	101	83	37	34	2	35
34	258	72	65	38	36	0	47
35	162	58	53	16	12	2	21
Leg. Dist. 23	8,716	2,897	2,650	907	782	37	1,443
Leg. Dist. 24							
1	474	162	149	51	51	0	61
2	248	83	80	23	22	0	40
3	274	88	76	40	34	1	35
4	0	0	0	0	0	0	0
5	134	40	49	20	13	0	12
6	166	58	51	21	15	0	21
7	122	40	39	11	10	0	22
8	244	81	70	31	21	2	39
9	190	67	61	10	8	8	36
10	58	16	12	3	4	0	23
11	36	15	9	1	0	0	11
12	320	104	91	56	48	1	20
13	314	93	82	46	48	0	45
14	28	10	5	2	0	0	11
15	20	8	7	2	3	0	0
16	38	12	9	5	7	0	5
17	68	22	13	10	16	0	7
18	102	35	32	15	12	0	8
19	156	53	55	16	13	0	19
20	16	5	5	2	2	0	2
21	2	1	1	0	0	0	0
22	2	1	0	0	0	0	1
23	134	39	35	21	24	0	15
24	164	51	49	27	26	0	11
25	128	42	39	15	13	1	18
26	50	16	15	8	8	0	3
27	24	6	4	6	5	0	3
28	28	6	4	10	8	0	0
29	114	28	27	26	22	0	11
30	48	14	15	8	7	2	2
31	116	43	37	11	11	0	14
32	198	55	55	23	15	0	50
33	30	9	5	4	3	0	9
34	22	7	5	4	2	0	4

CITY COURT JUDGE  
(VOTE FOR 2)  
DETAIL

LEGISLATIVE DISTRICT OR TOWN	TOTAL VOTES	CONSTANCE A PATTERSON DEM	JACK ELLIOTT DEM	CAMPBELL P ROTH WOR	JACK ELLIOTT WOR	SCATTER	BLANK AND VOID
Leg. Dist. 24	4,068	1,310	1,186	528	471	15	558
Leg. Dist. 25							
1	294	114	101	18	11	0	50
2	148	58	46	8	7	0	29
3	252	85	72	12	5	0	78
4	72	29	28	6	1	0	8
5	124	51	40	3	2	0	28
6	32	12	11	2	3	0	4
7	176	61	53	5	5	0	52
8	162	61	50	6	1	0	44
9	62	24	22	2	2	0	12
10	204	79	65	17	15	0	28
11	68	28	22	2	0	0	16
12	90	30	21	10	8	0	21
13	124	49	40	2	0	0	33
14	88	33	26	5	2	0	22
15	188	70	62	8	4	1	43
16	136	50	46	8	6	0	26
17	114	37	33	10	7	2	25
18	12	5	3	0	0	0	4
19	182	66	59	16	15	0	26
20	14	4	4	2	2	0	2
21	60	17	15	3	2	0	23
22	324	109	94	20	12	1	88
23	82	23	20	8	5	0	26
24	46	18	9	4	3	0	12
25	0	0	0	0	0	0	0
26	16	8	8	0	0	0	0
27	124	46	35	7	4	0	32
28	144	54	37	12	9	0	32
29	98	37	34	5	7	0	15
30	6	3	2	0	0	0	1
31	4	2	1	0	0	0	1
Leg. Dist. 25	3,446	1,263	1,059	201	138	4	781
Leg. Dist. 26							
1	466	128	104	43	35	6	150
2	126	32	24	19	15	2	34
3	144	44	45	4	2	0	49
4	190	45	40	21	20	0	64
5	174	53	36	18	8	0	59
6	138	43	40	7	4	0	44
7	216	63	61	25	18	2	47
8	94	30	23	12	10	0	19
9	206	59	53	16	12	0	66

CITY COURT JUDGE  
(VOTE FOR 2)  
DETAIL

LEGISLATIVE DISTRICT OR TOWN	TOTAL VOTES	CONSTANCE A PATTERSON DEM	JACK ELLIOTT DEM	CAMPBELL P ROTH WOR	JACK ELLIOTT WOR	SCATTER	BLANK AND VOID
Leg. Dist. 26							
10	270	77	68	23	26	7	69
11	296	86	72	24	22	2	90
12	194	49	47	21	11	2	64
13	178	49	44	22	14	2	47
14	432	130	119	41	34	0	108
15	226	66	54	19	12	2	73
16	90	30	29	3	5	0	23
17	170	50	58	12	12	0	38
18	74	24	20	4	4	0	22
19	260	78	70	37	29	0	46
20	154	50	48	14	12	0	30
21	0	0	0	0	0	0	0
Leg. Dist. 26	4,098	1,186	1,055	385	305	25	1,142
Leg. Dist. 27							
1	288	104	78	17	12	0	77
2	350	123	104	25	19	0	79
3	176	65	49	16	13	0	33
4	288	101	74	30	28	0	55
5	274	103	81	18	15	0	57
6	212	81	61	5	5	0	60
7	264	83	75	28	19	0	59
8	316	111	111	32	22	0	40
9	290	109	90	20	21	0	50
10	286	112	81	15	13	0	65
11	172	62	50	17	14	0	29
12	214	86	69	7	8	0	44
13	144	56	39	8	8	0	33
14	226	88	73	12	7	0	46
15	274	111	89	13	14	0	47
16	184	70	59	4	6	0	45
17	276	110	83	16	8	0	59
18	128	56	48	2	0	0	22
19	140	47	34	12	13	0	34
20	84	29	19	8	7	0	21
21	0	0	0	0	0	0	0
Leg. Dist. 27	4,586	1,707	1,367	305	252	0	955
Leg. Dist. 28							
1	30	5	4	6	6	0	9
2	82	33	29	2	2	0	16
3	116	32	26	9	6	0	43
4	98	34	29	7	7	0	21
5	210	77	57	10	10	0	56
6	118	43	34	6	3	0	32



CITY COURT JUDGE  
(VOTE FOR 2)  
DETAIL

LEGISLATIVE DISTRICT OR TOWN	TOTAL VOTES	CONSTANCE A PATTERSON DEM	JACK ELLIOTT DEM	CAMPBELL P ROTH WOR	JACK ELLIOTT WOR	SCATTER	BLANK AND VOID
Leg. Dist. 28							
7	36	12	10	2	2	0	10
8	80	25	20	5	7	0	23
9	74	27	17	5	8	0	17
10	88	27	27	6	5	0	23
11	120	37	35	8	4	0	36
12	48	17	12	5	5	0	9
13	128	41	33	13	4	0	37
14	6	1	0	0	1	0	4
15	0	0	0	0	0	0	0
16	54	24	15	0	1	0	14
17	30	12	13	0	0	0	5
18	54	23	17	1	1	0	12
19	40	14	8	3	1	0	14
20	156	56	37	9	8	0	46
21	354	136	103	16	13	2	84
22	166	57	38	10	11	0	50
23	84	24	22	5	6	1	26
24	20	9	6	1	1	0	3
25	10	4	4	1	0	0	1
26	34	14	12	2	2	0	4
27	0	0	0	0	0	0	0
Leg. Dist. 28	2,236	784	608	132	114	3	595
Leg. Dist. 29							
1	14	3	5	1	0	0	5
2	168	55	43	9	7	0	54
3	116	38	31	11	11	0	25
4	48	13	14	6	4	0	11
5	146	45	40	12	9	0	40
6	122	42	30	7	7	0	36
7	70	27	23	3	4	0	13
8	136	50	38	7	4	0	37
9	44	14	14	1	2	0	13
10	74	25	21	4	3	0	21
11	178	67	47	4	4	0	56
12	124	45	41	5	1	0	32
13	84	23	22	0	2	0	37
14	58	25	17	4	2	0	10
15	58	21	18	3	1	0	15
16	4	0	0	0	0	0	4
17	28	10	8	3	3	0	4
18	14	5	3	2	2	0	2
19	26	10	8	0	0	0	8
20	62	26	21	0	0	0	15

CITY COURT JUDGE  
(VOTE FOR 2)  
DETAIL

LEGISLATIVE DISTRICT OR TOWN	TOTAL VOTES	CONSTANCE A PATTERSON DEM	JACK ELLIOTT DEM	CAMPBELL P ROTH WOR	JACK ELLIOTT WOR	SCATTER	BLANK AND VOID
Leg. Dist. 29							
21	212	74	55	10	11	2	60
22	62	22	19	1	1	0	19
23	156	47	43	9	11	0	46
24	146	51	50	12	7	0	26
25	108	39	29	5	5	0	30
26	264	89	70	25	17	0	63
27	126	42	36	12	11	4	21
28	180	66	54	8	15	0	37
29	12	5	4	0	0	0	3
30	64	27	22	5	2	0	8
31	290	93	53	13	9	1	121
32	36	11	6	4	3	0	12
Leg. Dist. 29	<u>3,230</u>	<u>1,110</u>	<u>885</u>	<u>186</u>	<u>158</u>	<u>7</u>	<u>884</u>
GRAND TOTAL:	<u>40,570</u>	<u>13,712</u>	<u>11,836</u>	<u>3,482</u>	<u>2,857</u>	<u>115</u>	<u>8,568</u>

MEMBER OF CITY COUNCIL  
EAST DISTRICT  
SUMMARY

LEGISLATIVE DISTRICT OR TOWN	TOTAL VOTES	MARY LUPIEN		SCATTER	BLANK AND VOID
		DEM	WOR		
Leg. Dist. 17	1,982	1,174	307	45	456
Leg. Dist. 21	980	647	125	27	181
Leg. Dist. 22	241	159	37	2	43
Leg. Dist. 23	4,358	2,688	789	79	802
Leg. Dist. 24	905	541	188	10	166
Leg. Dist. 25	76	49	6	0	21
GRAND TOTAL:	8,542	5,258	1,452	163	1,669

MEMBER OF CITY COUNCIL  
EAST DISTRICT  
DETAIL

LEGISLATIVE DISTRICT OR TOWN	TOTAL VOTES	MARY LUPIEN		SCATTER	BLANK AND VOID
		DEM	WOR		
Leg. Dist. 17					
1	99	59	20	8	12
2	44	21	14	0	9
3	11	5	0	3	3
4	180	112	31	1	36
5	47	31	7	0	9
6	66	42	12	3	9
7	183	105	46	2	30
8	17	8	5	0	4
10	78	43	13	2	20
11	176	112	26	3	35
12	290	188	35	4	63
13	155	87	19	2	47
14	240	136	28	9	67
15	261	140	39	2	80
16	135	85	12	6	32
Leg. Dist. 17	<u>1,982</u>	<u>1,174</u>	<u>307</u>	<u>45</u>	<u>456</u>
Leg. Dist. 21					
3	69	42	13	4	10
5	34	19	8	1	6
6	104	72	10	3	19
8	159	105	22	6	26
9	108	67	12	5	24
10	64	46	3	0	15
11	26	22	2	0	2
12	77	53	6	1	17
13	85	51	12	2	20
14	98	62	14	4	18
15	63	46	10	1	6
16	49	32	8	0	9
17	42	28	5	0	9
30	2	2	0	0	0
Leg. Dist. 21	<u>980</u>	<u>647</u>	<u>125</u>	<u>27</u>	<u>181</u>
Leg. Dist. 22					
25	163	105	27	0	31
33	43	30	5	2	6
34	35	24	5	0	6
35	0	0	0	0	0
Leg. Dist. 22	<u>241</u>	<u>159</u>	<u>37</u>	<u>2</u>	<u>43</u>
Leg. Dist. 23					
1	75	48	13	2	12
2	95	53	19	2	21
3	85	47	24	4	10
4	230	155	32	2	41

MEMBER OF CITY COUNCIL  
EAST DISTRICT  
DETAIL

LEGISLATIVE DISTRICT OR TOWN	TOTAL VOTES	MARY LUPIEN	MARY LUPIEN	SCATTER	BLANK AND VOID
		DEM	WOR		
Leg. Dist. 23					
5	60	33	14	2	11
6	72	43	13	1	15
7	164	97	38	6	23
8	142	90	27	3	22
9	102	53	13	8	28
10	112	73	26	1	12
11	146	90	29	2	25
12	213	132	24	3	54
13	143	91	7	2	43
14	116	69	22	3	22
15	108	50	29	2	27
16	195	114	28	5	48
17	191	112	33	1	45
18	148	85	17	7	39
19	110	78	14	1	17
20	122	80	26	0	16
21	10	6	1	0	3
22	0	0	0	0	0
23	4	2	1	0	1
24	0	0	0	0	0
25	150	79	34	5	32
26	136	92	25	1	18
27	158	102	27	1	28
28	240	174	24	0	42
29	88	53	23	2	10
30	192	124	44	2	22
31	219	128	64	2	25
32	176	119	23	3	31
33	146	89	29	3	25
34	129	72	34	1	22
35	81	55	12	2	12
Leg. Dist. 23	4,358	2,688	789	79	802
Leg. Dist. 24					
1	237	140	47	4	46
2	124	73	21	2	28
3	137	73	37	1	26
12	160	100	40	2	18
18	51	34	12	0	5
19	78	51	13	0	14
20	8	5	2	0	1
32	99	61	12	1	25
34	11	4	4	0	3
Leg. Dist. 24	905	541	188	10	166

MEMBER OF CITY COUNCIL  
EAST DISTRICT  
DETAIL

LEGISLATIVE DISTRICT OR TOWN	TOTAL VOTES	MARY LUPIEN  DEM	MARY LUPIEN  WOR	SCATTER	BLANK AND VOID
Leg. Dist. 25					
16	68	44	5	0	19
26	8	5	1	0	2
Leg. Dist. 25	<u>76</u>	<u>49</u>	<u>6</u>	<u>0</u>	<u>21</u>
GRAND TOTAL:	<u><u>8,542</u></u>	<u><u>5,258</u></u>	<u><u>1,452</u></u>	<u><u>163</u></u>	<u><u>1,669</u></u>

MEMBER OF CITY COUNCIL  
 NORTHEAST DISTRICT  
 SUMMARY

LEGISLATIVE DISTRICT OR TOWN	TOTAL VOTES	MICHAEL A PATTERSON	CHIARA "KEE-KEE" SMITH	SCATTER	BLANK AND VOID
		DEM	WOR		
Leg. Dist. 16	8	7	0	0	1
Leg. Dist. 17	45	30	4	0	11
Leg. Dist. 21	815	551	137	3	124
Leg. Dist. 22	1,024	701	150	1	172
Leg. Dist. 25	162	103	28	2	29
Leg. Dist. 26	207	127	51	0	29
Leg. Dist. 29	897	625	106	0	166
GRAND TOTAL:	<u>3,158</u>	<u>2,144</u>	<u>476</u>	<u>6</u>	<u>532</u>

MEMBER OF CITY COUNCIL  
NORTHEAST DISTRICT  
DETAIL

LEGISLATIVE DISTRICT OR TOWN	TOTAL VOTES	MICHAEL A PATTERSON	CHIARA "KEE-KEE" SMITH	SCATTER	BLANK AND VOID
		DEM	WOR		
Leg. Dist. 16					
1	8	7	0	0	1
Leg. Dist. 16	8	7	0	0	1
Leg. Dist. 17					
9	8	4	1	0	3
17	37	26	3	0	8
Leg. Dist. 17	45	30	4	0	11
Leg. Dist. 21					
1	67	40	14	1	12
2	64	40	14	0	10
4	81	61	13	0	7
7	31	21	3	0	7
18	43	29	9	1	4
19	11	9	1	0	1
20	10	7	2	0	1
21	35	25	5	0	5
22	82	51	16	0	15
23	61	46	12	0	3
24	31	20	6	1	4
25	95	65	16	0	14
26	3	3	0	0	0
27	7	5	0	0	2
28	8	5	2	0	1
29	29	24	3	0	2
31	72	47	9	0	16
32	0	0	0	0	0
33	57	34	8	0	15
34	28	19	4	0	5
Leg. Dist. 21	815	551	137	3	124
Leg. Dist. 22					
1	68	45	8	0	15
2	9	6	1	0	2
3	60	34	4	0	22
4	45	20	3	1	21
5	31	24	2	0	5
6	42	30	4	0	8
7	16	7	7	0	2
8	51	39	5	0	7
9	28	19	6	0	3
10	45	34	3	0	8
11	87	57	26	0	4
12	43	28	5	0	10
13	29	19	2	0	8
14	42	36	4	0	2



MEMBER OF CITY COUNCIL  
NORTHEAST DISTRICT  
DETAIL

LEGISLATIVE DISTRICT OR TOWN	TOTAL VOTES	MICHAEL A PATTERSON	CHIARA "KEE-KEE" SMITH	SCATTER	BLANK AND VOID
		DEM	WOR		
Leg. Dist. 22					
15	11	7	4	0	0
16	21	16	0	0	5
17	16	12	2	0	2
18	19	10	4	0	5
19	13	12	0	0	1
20	68	51	6	0	11
21	25	22	1	0	2
22	45	37	3	0	5
23	33	20	8	0	5
24	11	10	1	0	0
26	66	32	26	0	8
27	56	43	9	0	4
28	7	5	1	0	1
29	0	0	0	0	0
30	19	15	2	0	2
31	0	0	0	0	0
32	0	0	0	0	0
36	3	1	0	0	2
37	13	9	2	0	2
38	2	1	1	0	0
Leg. Dist. 22	1,024	701	150	1	172
Leg. Dist. 25					
22	162	103	28	2	29
Leg. Dist. 25	162	103	28	2	29
Leg. Dist. 26					
19	130	74	35	0	21
20	77	53	16	0	8
21	0	0	0	0	0
Leg. Dist. 26	207	127	51	0	29
Leg. Dist. 29					
1	7	4	1	0	2
2	84	56	10	0	18
4	24	17	3	0	4
5	73	45	13	0	15
6	61	45	7	0	9
7	35	27	6	0	2
8	68	46	7	0	15
9	22	18	1	0	3
10	37	26	6	0	5
11	89	63	14	0	12
12	62	48	3	0	11
13	42	27	2	0	13
14	29	22	6	0	1

MEMBER OF CITY COUNCIL  
NORTHEAST DISTRICT  
DETAIL

LEGISLATIVE DISTRICT OR TOWN	TOTAL VOTES	MICHAEL A PATTERSON	CHIARA "KEE-KEE" SMITH	SCATTER	BLANK AND VOID
		DEM	WOR		
Leg. Dist. 29					
15	29	22	2	0	5
16	2	0	0	0	2
18	7	2	3	0	2
19	13	9	0	0	4
20	31	22	4	0	5
22	31	21	2	0	8
29	6	6	0	0	0
31	145	99	16	0	30
Leg. Dist. 29	897	625	106	0	166
GRAND TOTAL:	3,158	2,144	476	6	532

MEMBER OF CITY COUNCIL  
NORTHWEST DISTRICT  
SUMMARY

LEGISLATIVE DISTRICT OR TOWN	TOTAL VOTES	BRIDGET MONROE		BLANK AND VOID
		DEM	SCATTER	
Leg. Dist. 04	0	0	0	0
Leg. Dist. 25	25	22	0	3
Leg. Dist. 26	1,842	1,257	19	566
Leg. Dist. 27	112	86	0	26
Leg. Dist. 28	904	665	6	233
Leg. Dist. 29	718	550	9	159
GRAND TOTAL:	<u>3,601</u>	<u>2,580</u>	<u>34</u>	<u>987</u>

MEMBER OF CITY COUNCIL  
NORTHWEST DISTRICT  
DETAIL

LEGISLATIVE DISTRICT OR TOWN	TOTAL VOTES	BRIDGET MONROE		SCATTER	BLANK AND VOID
		DEM			
Leg. Dist. 04					
1	0	0		0	0
Leg. Dist. 04	<u>0</u>	<u>0</u>		<u>0</u>	<u>0</u>
Leg. Dist. 25					
24	23	20		0	3
31	2	2		0	0
Leg. Dist. 25	<u>25</u>	<u>22</u>		<u>0</u>	<u>3</u>
Leg. Dist. 26					
1	233	159		3	71
2	63	40		2	21
3	72	52		0	20
4	95	58		0	37
5	87	59		0	28
6	69	46		0	23
7	108	83		1	24
8	47	32		0	15
9	103	72		0	31
10	135	88		3	44
11	148	91		3	54
12	97	63		2	32
13	89	59		1	29
14	216	153		1	62
15	113	76		1	36
16	45	32		1	12
17	85	67		1	17
18	37	27		0	10
Leg. Dist. 26	<u>1,842</u>	<u>1,257</u>		<u>19</u>	<u>566</u>
Leg. Dist. 27					
19	70	53		0	17
20	42	33		0	9
Leg. Dist. 27	<u>112</u>	<u>86</u>		<u>0</u>	<u>26</u>
Leg. Dist. 28					
1	15	4		1	10
2	41	33		0	8
3	58	34		0	24
4	49	40		0	9
5	105	74		1	30
6	59	48		0	11
7	18	13		0	5
8	40	29		2	9
9	37	28		0	9
10	44	35		0	9
11	60	46		0	14
12	24	20		0	4

MEMBER OF CITY COUNCIL  
NORTHWEST DISTRICT  
DETAIL

LEGISLATIVE DISTRICT OR TOWN	TOTAL VOTES	BRIDGET MONROE		SCATTER	BLANK AND VOID
		DEM			
Leg. Dist. 28					
13	64	42		1	21
14	3	1		0	2
15	0	0		0	0
16	27	23		0	4
17	15	11		0	4
19	20	13		0	7
20	78	57		0	21
22	83	65		0	18
23	42	29		1	12
25	5	4		0	1
26	17	16		0	1
27	0	0		0	0
Leg. Dist. 28	<u>904</u>	<u>665</u>		<u>6</u>	<u>233</u>
3	58	47		0	11
17	14	11		0	3
21	106	70		2	34
23	78	53		3	22
24	73	60		0	13
25	54	41		0	13
26	132	107		0	25
27	63	51		2	10
28	90	71		1	18
30	32	27		1	4
32	18	12		0	6
Leg. Dist. 29	<u>718</u>	<u>550</u>		<u>9</u>	<u>159</u>
GRAND TOTAL:	<u><u>3,601</u></u>	<u><u>2,580</u></u>		<u><u>34</u></u>	<u><u>987</u></u>

MEMBER OF CITY COUNCIL  
SOUTH DISTRICT  
SUMMARY

LEGISLATIVE DISTRICT OR TOWN	TOTAL VOTES	LASHAY D HARRIS  DEM	BARBARA J RIVERA  WOR	SCATTER	BLANK AND VOID
Leg. Dist. 24	1,129	667	346	8	108
Leg. Dist. 25	1,460	1,111	191	4	154
Leg. Dist. 27	2,181	1,624	337	1	219
Leg. Dist. 28	214	170	20	2	22
GRAND TOTAL:	<u>4,984</u>	<u>3,572</u>	<u>894</u>	<u>15</u>	<u>503</u>

MEMBER OF CITY COUNCIL  
SOUTH DISTRICT  
DETAIL

LEGISLATIVE DISTRICT OR TOWN	TOTAL VOTES	LASHAY D HARRIS	BARBARA J RIVERA	SCATTER	BLANK AND VOID
		DEM	WOR		
Leg. Dist. 24					
4	0	0	0	0	0
5	67	44	20	0	3
6	83	48	27	1	7
7	61	45	11	0	5
8	122	68	41	0	13
9	95	62	18	4	11
10	29	15	4	0	10
11	18	11	3	0	4
13	157	91	50	0	16
14	14	9	2	0	3
15	10	9	1	0	0
16	19	10	7	0	2
17	34	16	14	0	4
21	1	0	1	0	0
22	1	1	0	0	0
23	67	42	21	0	4
24	82	47	29	1	5
25	64	33	24	1	6
26	25	14	11	0	0
27	12	7	5	0	0
28	14	5	9	0	0
29	57	30	23	0	4
30	24	12	10	1	1
31	58	40	10	0	8
33	15	8	5	0	2
Leg. Dist. 24	1,129	667	346	8	108
Leg. Dist. 25					
1	147	109	25	0	13
2	74	58	9	0	7
3	126	98	13	0	15
4	36	26	9	0	1
5	62	55	3	0	4
6	16	12	4	0	0
7	88	73	8	0	7
8	81	72	3	0	6
9	31	27	2	0	2
10	102	74	20	1	7
11	34	25	1	0	8
12	45	33	11	0	1
13	62	51	2	0	9
14	44	39	2	0	3
15	94	67	13	1	13
17	57	37	8	1	11

MEMBER OF CITY COUNCIL  
SOUTH DISTRICT  
DETAIL

LEGISLATIVE DISTRICT OR TOWN	TOTAL VOTES	LASHAY D HARRIS	BARBARA J RIVERA	SCATTER	BLANK AND VOID
		DEM	WOR		
Leg. Dist. 25					
18	6	3	0	0	3
19	91	66	18	1	6
20	7	5	2	0	0
21	30	17	4	0	9
23	41	25	8	0	8
25	0	0	0	0	0
27	62	49	5	0	8
28	72	53	10	0	9
29	49	34	11	0	4
30	3	3	0	0	0
Leg. Dist. 25	<u>1,460</u>	<u>1,111</u>	<u>191</u>	<u>4</u>	<u>154</u>
Leg. Dist. 27					
1	144	101	26	0	17
2	175	133	29	0	13
3	88	63	19	0	6
4	144	100	31	0	13
5	137	102	22	0	13
6	106	78	13	1	14
7	132	92	26	0	14
8	158	103	47	0	8
9	145	107	23	0	15
10	143	102	21	0	20
11	86	57	20	0	9
12	107	85	11	0	11
13	72	54	6	0	12
14	113	98	8	0	7
15	137	114	13	0	10
16	92	70	7	0	15
17	138	109	11	0	18
18	64	56	4	0	4
21	0	0	0	0	0
Leg. Dist. 27	<u>2,181</u>	<u>1,624</u>	<u>337</u>	<u>1</u>	<u>219</u>
Leg. Dist. 28					
18	27	24	1	0	2
21	177	138	17	2	20
24	10	8	2	0	0
Leg. Dist. 28	<u>214</u>	<u>170</u>	<u>20</u>	<u>2</u>	<u>22</u>
GRAND TOTAL:	<u><u>4,984</u></u>	<u><u>3,572</u></u>	<u><u>894</u></u>	<u><u>15</u></u>	<u><u>503</u></u>



COMMISSIONER OF SCHOOLS  
CITY OF ROCHESTER  
(VOTE FOR 4)  
SUMMARY

LEGISLATIVE DISTRICT OR TOWN	TOTAL VOTES	AMY K MALOY DEM	BEATRIZ LEBRON DEM	ISAIAH A SANTIAGO DEM	JACQUELINE D GRIFFIN DEM	AMY K MALOY WOR	BEATRIZ LEBRON WOR	ISAIAH A SANTIAGO WOR	RICARDO ADAMS WOR	SCATTER	BLANK AND VOID
Leg. Dist. 04	0	0	0	0	0	0	0	0	0	0	0
Leg. Dist. 16	32	6	6	6	4	1	1	1	2	0	5
Leg. Dist. 17	8,108	1,169	1,089	1,121	1,119	321	302	320	413	38	2,216
Leg. Dist. 21	7,180	972	1,018	1,019	1,066	216	206	210	310	21	2,142
Leg. Dist. 22	5,060	733	747	750	803	100	97	94	132	7	1,597
Leg. Dist. 23	17,432	2,548	2,414	2,495	2,445	778	766	801	947	93	4,145
Leg. Dist. 24	8,136	1,167	1,124	1,122	1,134	457	459	470	562	36	1,605
Leg. Dist. 25	6,892	986	1,001	998	1,163	149	140	159	209	26	2,061
Leg. Dist. 26	8,196	1,052	971	993	996	288	278	282	363	56	2,917
Leg. Dist. 27	9,172	1,291	1,302	1,317	1,518	255	256	273	383	17	2,560
Leg. Dist. 28	4,472	586	596	590	677	101	99	102	139	7	1,575
Leg. Dist. 29	6,460	865	887	910	938	148	151	142	217	15	2,187
GRAND TOTAL:	<u>81,140</u>	<u>11,375</u>	<u>11,155</u>	<u>11,321</u>	<u>11,863</u>	<u>2,814</u>	<u>2,755</u>	<u>2,854</u>	<u>3,677</u>	<u>316</u>	<u>23,010</u>

COMMISSIONER OF SCHOOLS  
CITY OF ROCHESTER  
(VOTE FOR 4)  
DETAIL

LEGISLATIVE DISTRICT OR TOWN	TOTAL VOTES	AMY K MALOY DEM	BEATRIZ LEBRON DEM	ISAIAH A SANTIAGO DEM	JACQUELINE D GRIFFIN DEM	AMY K MALOY WOR	BEATRIZ LEBRON WOR	ISAIAH A SANTIAGO WOR	RICARDO ADAMS WOR	SCATTER	BLANK AND VOID
Leg. Dist. 04											
1	0	0	0	0	0	0	0	0	0	0	0
Leg. Dist. 04	0	0	0	0	0	0	0	0	0	0	0
Leg. Dist. 16											
1	32	6	6	6	4	1	1	1	2	0	5
Leg. Dist. 16	32	6	6	6	4	1	1	1	2	0	5
Leg. Dist. 17											
1	396	56	54	51	53	21	22	21	23	5	90
2	176	17	22	20	18	14	14	13	15	0	43
3	44	4	4	3	4	2	2	2	2	1	20
4	720	94	90	89	96	28	25	25	37	0	236
5	188	24	25	25	28	6	7	8	7	1	57
6	264	34	37	36	35	10	9	10	10	5	78
7	732	98	89	95	99	47	42	45	53	5	159
8	68	7	8	10	6	4	6	5	5	0	17
9	32	2	2	3	3	0	0	0	1	0	21
10	312	42	40	41	46	17	14	17	21	0	74
11	704	106	99	100	98	28	28	28	37	4	176
12	1,160	187	164	168	166	38	39	42	61	1	294
13	620	84	84	85	80	21	19	19	20	4	204
14	960	145	130	142	137	28	24	30	46	8	270
15	1,044	157	143	148	145	39	38	38	51	2	283
16	540	92	78	85	83	16	12	13	22	2	137
17	148	20	20	20	22	2	1	4	2	0	57
Leg. Dist. 17	8,108	1,169	1,089	1,121	1,119	321	302	320	413	38	2,216

COMMISSIONER OF SCHOOLS  
CITY OF ROCHESTER  
(VOTE FOR 4)  
DETAIL

LEGISLATIVE DISTRICT OR TOWN	TOTAL VOTES	AMY K MALOY DEM	BEATRIZ LEBRON DEM	ISAIAH A SANTIAGO DEM	JACQUELINE D GRIFFIN DEM	AMY K MALOY WOR	BEATRIZ LEBRON WOR	ISAIAH A SANTIAGO WOR	RICARDO ADAMS WOR	SCATTER	BLANK AND VOID
Leg. Dist. 21											
1	268	31	34	32	34	10	10	9	16	4	88
2	256	31	25	35	38	4	4	3	11	0	105
3	276	37	38	40	35	13	11	12	13	8	69
4	324	40	48	46	60	7	7	7	7	0	102
5	136	19	20	20	17	8	8	7	10	0	27
6	416	59	60	63	65	11	11	11	17	1	118
7	124	11	10	11	15	4	3	4	4	0	62
8	636	94	92	96	95	22	23	24	35	0	155
9	432	69	67	64	67	12	13	13	21	5	101
10	256	33	39	36	40	4	2	4	5	1	92
11	104	14	16	14	19	2	2	2	3	0	32
12	308	45	47	48	47	6	6	8	10	0	91
13	340	43	48	42	49	9	11	10	15	0	113
14	392	55	51	52	52	15	14	14	21	0	118
15	252	38	45	40	38	8	10	6	17	0	50
16	196	24	30	26	23	8	8	8	13	0	56
17	168	26	28	27	24	4	5	6	6	0	42
18	172	20	26	26	28	7	6	7	6	0	46
19	44	10	8	9	10	0	0	0	0	2	5
20	40	5	5	5	6	1	2	2	2	0	12
21	140	16	14	15	13	2	2	1	4	0	73
22	328	41	40	45	41	8	6	8	15	0	124
23	244	37	38	42	41	6	5	5	11	0	59
24	124	18	18	20	21	2	2	3	4	0	36

COMMISSIONER OF SCHOOLS  
CITY OF ROCHESTER  
(VOTE FOR 4)  
DETAIL

LEGISLATIVE DISTRICT OR TOWN	TOTAL VOTES	AMY K MALOY DEM	BEATRIZ LEBRON DEM	ISAIAH A SANTIAGO DEM	JACQUELINE D GRIFFIN DEM	AMY K MALOY WOR	BEATRIZ LEBRON WOR	ISAIAH A SANTIAGO WOR	RICARDO ADAMS WOR	SCATTER	BLANK AND VOID
Leg. Dist. 21											
25	380	62	61	63	72	10	9	7	11	0	85
26	12	0	2	1	0	1	1	1	1	0	5
27	28	4	4	5	6	0	0	0	0	0	9
28	32	5	2	2	4	2	2	3	2	0	10
29	116	16	16	17	19	7	6	6	5	0	24
30	8	1	1	1	1	1	1	1	1	0	0
31	288	30	34	33	39	12	8	8	11	0	113
32	0	0	0	0	0	0	0	0	0	0	0
33	228	24	32	28	32	8	5	8	8	0	83
34	112	14	19	15	15	2	3	2	5	0	37
Leg. Dist. 21	7,180	972	1,018	1,019	1,066	216	206	210	310	21	2,142
Leg. Dist. 22											
1	272	42	38	43	36	1	3	3	6	0	100
2	36	8	5	6	7	1	0	0	0	0	9
3	240	24	30	27	21	2	2	2	4	0	128
4	180	21	20	22	17	2	1	1	1	2	93
5	124	22	20	18	21	0	0	0	2	0	41
6	168	26	23	23	28	1	2	1	1	0	63
7	64	7	7	8	9	1	3	0	2	0	27
8	204	28	24	28	31	4	4	3	6	0	76
9	112	19	19	19	21	3	1	2	0	0	28
10	180	23	25	29	32	1	1	1	2	0	66
11	348	47	44	45	52	18	15	18	18	0	91
12	172	24	27	27	31	1	0	1	2	0	59

COMMISSIONER OF SCHOOLS  
CITY OF ROCHESTER  
(VOTE FOR 4)  
DETAIL

LEGISLATIVE DISTRICT OR TOWN	TOTAL VOTES	AMY K MALOY DEM	BEATRIZ LEBRON DEM	ISAIAH A SANTIAGO DEM	JACQUELINE D GRIFFIN DEM	AMY K MALOY WOR	BEATRIZ LEBRON WOR	ISAIAH A SANTIAGO WOR	RICARDO ADAMS WOR	SCATTER	BLANK AND VOID
Leg. Dist. 22											
13	116	16	15	15	17	0	1	1	3	0	48
14	168	23	27	25	29	3	1	1	3	0	56
15	44	7	8	7	9	1	1	1	1	0	9
16	84	12	13	16	12	0	2	3	1	0	25
17	64	13	13	13	9	0	0	1	4	0	11
18	76	11	14	9	11	1	2	1	2	0	25
19	52	7	8	8	9	0	0	0	0	0	20
20	272	38	44	42	48	3	3	2	5	0	87
21	100	10	16	12	14	2	2	2	3	0	39
22	180	21	20	23	30	2	2	1	4	0	77
23	132	16	19	19	24	3	3	1	3	0	44
24	44	9	8	8	9	1	1	1	2	1	4
25	652	104	101	102	104	21	22	20	26	0	152
26	264	45	46	46	48	5	5	5	6	0	58
27	224	37	39	34	41	8	5	7	6	0	47
28	28	4	4	3	4	0	0	0	2	0	11
29	0	0	0	0	0	0	0	0	0	0	0
30	76	12	13	13	16	2	1	1	2	0	16
31	0	0	0	0	0	0	0	0	0	0	0
32	0	0	0	0	0	0	0	0	0	0	0
33	172	28	27	28	27	7	7	7	7	4	30
34	140	20	22	25	25	4	4	4	6	0	30
35	0	0	0	0	0	0	0	0	0	0	0
36	12	1	0	0	1	1	1	2	1	0	5

COMMISSIONER OF SCHOOLS  
CITY OF ROCHESTER  
(VOTE FOR 4)  
DETAIL

LEGISLATIVE DISTRICT OR TOWN	TOTAL VOTES	AMY K MALOY DEM	BEATRIZ LEBRON DEM	ISAIAH A SANTIAGO DEM	JACQUELINE D GRIFFIN DEM	AMY K MALOY WOR	BEATRIZ LEBRON WOR	ISAIAH A SANTIAGO WOR	RICARDO ADAMS WOR	SCATTER	BLANK AND VOID
Leg. Dist. 22											
37	52	6	7	6	8	1	1	1	1	0	21
38	8	2	1	1	2	0	1	0	0	0	1
Leg. Dist. 22	5,060	733	747	750	803	100	97	94	132	7	1,597
Leg. Dist. 23											
1	300	45	42	44	44	13	13	14	16	4	65
2	380	48	46	44	56	21	19	22	24	0	100
3	340	42	44	44	45	25	23	25	27	0	65
4	920	150	136	146	144	30	27	26	33	0	228
5	240	28	29	26	28	16	16	15	19	5	58
6	288	39	36	40	39	14	15	15	18	0	72
7	656	99	99	101	92	28	28	35	38	11	125
8	568	90	83	88	80	27	28	29	36	0	107
9	408	53	51	52	51	13	12	10	16	6	144
10	448	63	64	56	62	29	30	30	31	4	79
11	584	81	84	85	82	32	30	33	35	4	118
12	852	133	130	135	135	23	22	22	29	1	222
13	572	94	79	86	81	7	8	8	9	0	200
14	464	68	68	70	66	22	23	23	29	0	95
15	432	49	42	44	42	29	31	30	32	4	129
16	780	119	107	125	110	22	26	25	40	4	202
17	764	105	99	103	101	35	29	36	37	0	219
18	592	82	73	77	73	17	17	16	20	12	205
19	440	72	63	68	63	15	14	13	19	0	113
20	488	72	69	69	70	28	28	32	32	0	88

COMMISSIONER OF SCHOOLS  
CITY OF ROCHESTER  
(VOTE FOR 4)  
DETAIL

LEGISLATIVE DISTRICT OR TOWN	TOTAL VOTES	AMY K MALOY DEM	BEATRIZ LEBRON DEM	ISAIAH A SANTIAGO DEM	JACQUELINE D GRIFFIN DEM	AMY K MALOY WOR	BEATRIZ LEBRON WOR	ISAIAH A SANTIAGO WOR	RICARDO ADAMS WOR	SCATTER	BLANK AND VOID
Leg. Dist. 23											
21	40	7	8	7	7	1	0	1	1	0	8
22	0	0	0	0	0	0	0	0	0	0	0
23	16	2	2	2	2	1	1	1	1	0	4
24	0	0	0	0	0	0	0	0	0	0	0
25	600	71	70	73	69	37	37	37	42	10	154
26	544	85	80	84	84	24	23	25	26	1	112
27	632	100	100	97	92	25	25	25	31	0	137
28	960	166	157	161	154	25	26	25	41	0	205
29	352	47	45	47	51	23	22	23	28	0	66
30	768	109	108	113	99	44	41	43	57	0	154
31	876	126	120	120	132	51	53	54	52	7	161
32	704	101	98	96	97	25	21	24	32	10	200
33	584	82	74	81	81	33	34	37	38	7	117
34	516	63	57	61	65	33	34	35	39	3	126
35	324	57	51	50	48	10	10	12	19	0	67
Leg. Dist. 23	17,432	2,548	2,414	2,495	2,445	778	766	801	947	93	4,145
Leg. Dist. 24											
1	948	139	133	135	131	59	52	57	63	0	179
2	496	77	77	79	74	19	22	20	30	0	98
3	548	69	67	69	67	37	37	36	41	0	125
4	0	0	0	0	0	0	0	0	0	0	0
5	268	44	43	43	44	13	11	12	16	0	42
6	332	54	52	52	50	18	16	19	21	1	49
7	244	43	35	36	42	8	8	10	8	0	54

COMMISSIONER OF SCHOOLS  
CITY OF ROCHESTER  
(VOTE FOR 4)  
DETAIL

LEGISLATIVE DISTRICT OR TOWN	TOTAL VOTES	AMY K MALOY DEM	BEATRIZ LEBRON DEM	ISAIAH A SANTIAGO DEM	JACQUELINE D GRIFFIN DEM	AMY K MALOY WOR	BEATRIZ LEBRON WOR	ISAIAH A SANTIAGO WOR	RICARDO ADAMS WOR	SCATTER	BLANK AND VOID
Leg. Dist. 24											
8	488	70	65	66	62	24	22	24	39	0	116
9	380	61	58	57	63	10	8	9	12	16	86
10	116	16	13	11	17	3	4	3	3	0	46
11	72	10	8	10	11	0	1	1	0	0	31
12	640	92	90	89	90	44	42	44	51	4	94
13	628	88	92	90	89	43	42	43	49	0	92
14	56	7	5	5	6	1	1	1	1	0	29
15	40	7	7	7	9	3	3	3	1	0	0
16	76	9	8	7	11	7	7	6	7	0	14
17	136	18	17	17	18	10	12	11	13	0	20
18	204	32	28	30	32	10	10	11	12	0	39
19	312	50	47	52	46	13	14	15	19	0	56
20	32	4	5	4	5	2	2	2	2	0	6
21	4	1	1	1	1	0	0	0	0	0	0
22	4	0	0	0	1	0	0	0	0	0	3
23	268	26	32	28	38	22	25	22	23	0	52
24	328	49	47	44	48	24	24	26	30	0	36
25	256	34	32	32	23	15	16	17	26	7	54
26	100	14	13	13	11	8	9	10	12	0	10
27	48	6	5	5	4	4	5	4	6	0	9
28	56	4	4	4	4	10	10	10	10	0	0
29	228	28	28	26	28	16	21	20	20	0	41
30	96	12	12	11	12	9	9	9	10	4	8
31	232	35	37	34	32	8	9	8	12	0	57



COMMISSIONER OF SCHOOLS  
CITY OF ROCHESTER  
(VOTE FOR 4)  
DETAIL

LEGISLATIVE DISTRICT OR TOWN	TOTAL VOTES	AMY K MALOY DEM	BEATRIZ LEBRON DEM	ISAIAH A SANTIAGO DEM	JACQUELINE D GRIFFIN DEM	AMY K MALOY WOR	BEATRIZ LEBRON WOR	ISAIAH A SANTIAGO WOR	RICARDO ADAMS WOR	SCATTER	BLANK AND VOID
Leg. Dist. 24											
32	396	56	52	55	54	12	11	11	17	4	124
33	60	7	6	6	6	3	2	2	4	0	24
34	44	5	5	4	5	2	4	4	4	0	11
Leg. Dist. 24	8,136	1,167	1,124	1,122	1,134	457	459	470	562	36	1,605
Leg. Dist. 25											
1	588	97	96	97	104	10	9	10	13	3	149
2	296	42	48	42	52	10	8	10	11	0	73
3	504	62	67	63	90	8	7	10	13	0	184
4	144	28	30	28	30	4	3	4	3	0	14
5	248	38	39	42	48	1	2	2	2	0	74
6	64	13	11	10	11	2	2	1	2	0	12
7	352	43	49	46	63	4	4	6	9	2	126
8	324	45	46	46	65	2	1	2	4	0	113
9	124	19	17	19	22	2	3	2	2	0	38
10	408	60	60	68	61	17	16	18	24	0	84
11	136	21	24	23	30	0	0	0	2	0	36
12	180	20	21	27	31	7	6	7	11	0	50
13	248	32	39	36	45	2	0	1	2	0	91
14	176	31	29	27	37	1	1	2	4	0	44
15	376	56	63	58	69	4	3	5	5	4	109
16	272	41	38	42	34	7	6	6	13	0	85
17	228	30	26	30	31	7	7	7	13	5	72
18	24	3	3	2	6	0	0	0	1	0	9
19	364	52	49	54	61	17	17	16	20	0	78

COMMISSIONER OF SCHOOLS  
CITY OF ROCHESTER  
(VOTE FOR 4)  
DETAIL

LEGISLATIVE DISTRICT OR TOWN	TOTAL VOTES	AMY K MALOY DEM	BEATRIZ LEBRON DEM	ISAIAH A SANTIAGO DEM	JACQUELINE D GRIFFIN DEM	AMY K MALOY WOR	BEATRIZ LEBRON WOR	ISAIAH A SANTIAGO WOR	RICARDO ADAMS WOR	SCATTER	BLANK AND VOID
Leg. Dist. 25											
20	28	4	4	3	3	2	2	2	3	0	5
21	120	17	16	16	16	3	2	3	4	0	43
22	648	88	85	82	88	12	12	11	19	8	243
23	164	18	19	15	19	7	5	7	7	0	67
24	92	15	16	15	16	3	3	4	5	0	15
25	0	0	0	0	0	0	0	0	0	0	0
26	32	6	5	6	6	0	1	1	0	4	3
27	248	33	34	29	44	2	6	5	1	0	94
28	288	36	34	38	47	8	8	10	7	0	100
29	196	31	29	30	29	7	6	7	9	0	48
30	12	3	2	2	3	0	0	0	0	0	2
31	8	2	2	2	2	0	0	0	0	0	0
Leg. Dist. 25	6,892	986	1,001	998	1,163	149	140	159	209	26	2,061
Leg. Dist. 26											
1	932	117	103	106	105	30	31	33	39	10	358
2	252	26	23	21	23	17	16	18	18	4	86
3	288	41	38	38	40	3	3	2	4	0	119
4	380	44	39	37	41	18	18	17	19	0	147
5	348	47	43	45	40	9	8	9	11	0	136
6	276	41	36	40	40	4	5	4	6	0	100
7	432	58	58	54	56	20	17	18	20	8	123
8	188	25	24	26	26	8	8	9	12	0	50
9	412	59	51	54	55	9	11	11	20	0	142
10	540	65	60	62	62	23	19	22	29	10	188

COMMISSIONER OF SCHOOLS  
CITY OF ROCHESTER  
(VOTE FOR 4)  
DETAIL

LEGISLATIVE DISTRICT OR TOWN	TOTAL VOTES	AMY K MALOY DEM	BEATRIZ LEBRON DEM	ISAIAH A SANTIAGO DEM	JACQUELINE D GRIFFIN DEM	AMY K MALOY WOR	BEATRIZ LEBRON WOR	ISAIAH A SANTIAGO WOR	RICARDO ADAMS WOR	SCATTER	BLANK AND VOID
Leg. Dist. 26											
11	592	71	69	74	67	20	16	15	25	5	230
12	388	44	44	49	41	13	11	10	16	4	156
13	356	44	40	40	40	12	11	12	20	4	133
14	864	116	102	110	106	37	33	34	44	0	282
15	452	62	58	53	63	6	9	8	8	4	181
16	180	29	30	23	30	5	3	5	3	1	51
17	340	40	38	42	42	12	15	13	16	6	116
18	148	20	20	21	20	2	3	1	5	0	56
19	520	60	57	60	62	29	29	28	37	0	158
20	308	43	38	38	37	11	12	13	11	0	105
21	0	0	0	0	0	0	0	0	0	0	0
Leg. Dist. 26	8,196	1,052	971	993	996	288	278	282	363	56	2,917
Leg. Dist. 27											
1	576	81	89	80	94	10	9	10	18	0	185
2	700	100	91	95	112	20	17	21	29	1	214
3	352	51	58	53	58	13	12	15	17	0	75
4	576	66	72	70	87	22	29	27	37	0	166
5	548	69	70	84	87	19	20	18	30	0	151
6	424	57	58	61	75	6	7	7	12	0	141
7	528	72	69	72	78	19	15	18	22	4	159
8	632	92	92	97	90	25	22	27	45	0	142
9	580	84	80	83	94	26	24	25	25	4	135
10	572	85	84	80	98	12	12	14	22	0	165
11	344	50	51	51	55	15	16	18	17	1	70

COMMISSIONER OF SCHOOLS  
CITY OF ROCHESTER  
(VOTE FOR 4)  
DETAIL

LEGISLATIVE DISTRICT OR TOWN	TOTAL VOTES	AMY K MALOY DEM	BEATRIZ LEBRON DEM	ISAIAH A SANTIAGO DEM	JACQUELINE D GRIFFIN DEM	AMY K MALOY WOR	BEATRIZ LEBRON WOR	ISAIAH A SANTIAGO WOR	RICARDO ADAMS WOR	SCATTER	BLANK AND VOID
Leg. Dist. 27											
12	428	63	75	62	78	7	12	9	8	0	114
13	288	42	41	41	52	8	9	8	9	0	78
14	452	61	65	70	77	9	10	11	22	0	127
15	548	87	79	87	102	11	13	12	24	0	133
16	368	51	49	53	65	7	3	6	6	3	125
17	552	78	79	78	100	9	9	10	16	4	169
18	256	40	43	45	50	1	2	1	8	0	66
19	280	38	38	36	39	7	8	8	11	0	95
20	168	24	19	19	27	9	7	8	5	0	50
21	0	0	0	0	0	0	0	0	0	0	0
Leg. Dist. 27	9,172	1,291	1,302	1,317	1,518	255	256	273	383	17	2,560
Leg. Dist. 28											
1	60	3	4	3	5	7	6	7	6	0	19
2	164	28	25	28	30	1	0	0	3	0	49
3	232	22	25	24	29	4	3	4	7	0	114
4	196	28	29	25	26	6	8	8	12	0	54
5	420	61	57	59	64	9	9	9	14	0	138
6	236	32	32	34	36	2	3	1	6	0	90
7	72	8	10	10	8	2	2	2	2	0	28
8	160	17	21	17	20	4	4	5	4	1	67
9	148	19	18	21	23	7	7	7	5	0	41
10	176	18	17	20	21	9	5	5	8	0	73
11	240	31	31	34	35	6	4	5	8	0	86
12	96	16	18	18	15	1	1	1	4	0	22

COMMISSIONER OF SCHOOLS  
CITY OF ROCHESTER  
(VOTE FOR 4)  
DETAIL

LEGISLATIVE DISTRICT OR TOWN	TOTAL VOTES	AMY K MALOY DEM	BEATRIZ LEBRON DEM	ISAIAH A SANTIAGO DEM	JACQUELINE D GRIFFIN DEM	AMY K MALOY WOR	BEATRIZ LEBRON WOR	ISAIAH A SANTIAGO WOR	RICARDO ADAMS WOR	SCATTER	BLANK AND VOID
Leg. Dist. 28											
13	256	29	32	29	41	4	5	6	9	0	101
14	12	1	1	1	1	0	0	0	0	0	8
15	0	0	0	0	0	0	0	0	0	0	0
16	108	17	17	14	14	0	1	1	1	0	43
17	60	12	11	11	10	0	0	0	0	0	16
18	108	15	13	14	20	2	3	4	1	0	36
19	80	9	12	10	13	1	0	0	1	0	34
20	312	39	42	37	47	5	6	7	8	0	121
21	708	91	100	95	126	13	14	14	19	5	231
22	332	42	40	44	48	8	10	8	8	0	124
23	168	25	20	19	23	7	5	5	7	1	56
24	40	7	7	7	6	1	1	1	1	0	9
25	20	3	3	3	4	1	1	1	2	0	2
26	68	13	11	13	12	1	1	1	3	0	13
27	0	0	0	0	0	0	0	0	0	0	0
Leg. Dist. 28	4,472	586	596	590	677	101	99	102	139	7	1,575
Leg. Dist. 29											
1	28	1	4	2	3	0	1	0	1	0	16
2	336	39	42	43	44	4	7	8	8	0	141
3	232	32	29	31	32	13	13	11	16	0	55
4	96	12	11	14	10	3	5	3	4	0	34
5	292	41	36	41	33	7	7	6	10	0	111
6	244	28	35	35	39	7	5	3	8	0	84
7	140	19	20	23	26	3	4	3	4	0	38

COMMISSIONER OF SCHOOLS  
CITY OF ROCHESTER  
(VOTE FOR 4)  
DETAIL

LEGISLATIVE DISTRICT OR TOWN	TOTAL VOTES	AMY K MALOY DEM	BEATRIZ LEBRON DEM	ISAIAH A SANTIAGO DEM	JACQUELINE D GRIFFIN DEM	AMY K MALOY WOR	BEATRIZ LEBRON WOR	ISAIAH A SANTIAGO WOR	RICARDO ADAMS WOR	SCATTER	BLANK AND VOID
Leg. Dist. 29											
8	272	43	43	45	43	3	4	4	7	0	80
9	88	14	16	14	15	2	3	2	3	0	19
10	148	17	23	23	19	3	3	3	7	0	50
11	356	49	49	54	63	3	1	2	3	0	132
12	248	34	42	34	36	2	0	2	2	0	96
13	168	21	16	19	18	4	6	4	4	0	76
14	116	17	17	18	22	2	3	4	2	0	31
15	116	15	17	15	23	1	1	0	3	0	41
16	8	0	0	0	0	0	0	0	0	0	8
17	56	11	11	11	9	2	1	1	3	0	7
18	28	3	3	5	3	2	1	1	2	0	8
19	52	8	10	9	11	0	0	0	0	0	14
20	124	21	23	22	24	0	0	0	1	0	33
21	424	52	51	57	53	14	15	17	19	4	142
22	124	17	18	15	20	2	2	2	2	0	46
23	312	41	37	43	40	9	10	8	12	1	111
24	292	44	48	45	40	10	8	9	13	0	75
25	216	32	34	30	38	2	3	2	3	0	72
26	528	75	80	78	70	14	16	16	26	0	153
27	252	39	35	38	42	10	10	13	15	8	42
28	360	54	51	56	50	13	8	7	17	0	104
29	24	2	4	2	5	0	0	0	0	0	11
30	128	22	21	25	26	1	1	1	4	1	26
31	580	57	56	57	74	9	10	8	14	1	294

COMMISSIONER OF SCHOOLS  
 CITY OF ROCHESTER  
 (VOTE FOR 4)  
 DETAIL

LEGISLATIVE DISTRICT OR TOWN	TOTAL VOTES	AMY K MALOY DEM	BEATRIZ LEBRON DEM	ISAIAH A SANTIAGO DEM	JACQUELINE D GRIFFIN DEM	AMY K MALOY WOR	BEATRIZ LEBRON WOR	ISAIAH A SANTIAGO WOR	RICARDO ADAMS WOR	SCATTER	BLANK AND VOID
Leg. Dist. 29 32	72	5	5	6	7	3	3	2	4	0	37
Leg. Dist. 29	6,460	865	887	910	938	148	151	142	217	15	2,187
GRAND TOTAL:	81,140	11,375	11,155	11,321	11,863	2,814	2,755	2,854	3,677	316	23,010

TOWN OF BRIGHTON  
TOWN SUPERVISOR

LEGISLATIVE DISTRICT OR TOWN	TOTAL VOTES	WILLIAM W MOEHLE	SCATTER	BLANK AND VOID
		DEM		
Brighton				
1	237	199	1	37
2	137	100	1	36
3	74	63	1	10
4	227	197	1	29
5	224	196	3	25
6	278	212	6	60
7	161	112	3	46
8	202	139	3	60
9	194	163	3	28
10	249	211	5	33
11	254	198	1	55
12	280	238	1	41
13	157	118	2	37
14	141	126	0	15
15	176	147	1	28
16	133	85	0	48
17	121	101	0	20
18	183	156	2	25
19	146	134	1	11
20	121	106	0	15
21	171	139	3	29
22	222	191	0	31
23	167	139	3	25
24	228	168	0	60
25	187	154	0	33
26	135	99	1	35
27	157	132	2	23
28	242	203	1	38
29	107	79	0	28
30	338	280	0	58
31	196	160	1	35
32	241	184	5	52
33	219	177	2	40
34	212	171	2	39
35	168	145	1	22
36	116	94	1	21
37	197	157	2	38
38	191	158	0	33
39	176	136	1	39
40	352	294	8	50
41	171	146	6	19
42	77	64	1	12
43	159	125	1	33



TOWN OF BRIGHTON  
TOWN SUPERVISOR

LEGISLATIVE DISTRICT OR TOWN	TOTAL VOTES	WILLIAM W MOEHLE  DEM	SCATTER	BLANK AND VOID
Brighton				
44	45	28	0	17
45	99	73	0	26
46	128	108	1	19
47	94	66	0	28
48	13	7	0	6
49	0	0	0	0
50	42	36	2	4
51	4	2	0	2
52	0	0	0	0
Brighton	<u>8,549</u>	<u>6,916</u>	<u>79</u>	<u>1,554</u>
GRAND TOTAL:	<u><u>8,549</u></u>	<u><u>6,916</u></u>	<u><u>79</u></u>	<u><u>1,554</u></u>

TOWN OF BRIGHTON  
TOWN CLERK

LEGISLATIVE DISTRICT OR TOWN	TOTAL VOTES	DANIEL E AMAN	DANIEL E AMAN	SCATTER	BLANK AND VOID
		DEM	WOR		
Brighton					
1	237	182	31	0	24
2	137	92	19	0	26
3	74	53	12	1	8
4	227	180	26	0	21
5	224	175	28	2	19
6	278	204	29	1	44
7	161	98	24	1	38
8	202	133	13	1	55
9	194	146	22	0	26
10	249	201	18	2	28
11	254	179	35	1	39
12	280	222	30	0	28
13	157	123	7	0	27
14	141	101	27	0	13
15	176	137	20	0	19
16	133	91	6	0	36
17	121	99	8	0	14
18	183	145	19	0	19
19	146	124	8	1	13
20	121	92	18	1	10
21	171	133	19	1	18
22	222	184	10	0	28
23	167	131	15	3	18
24	228	156	16	1	55
25	187	132	29	0	26
26	135	85	21	0	29
27	157	128	15	0	14
28	242	193	24	1	24
29	107	67	14	0	26
30	338	261	22	0	55
31	196	154	18	0	24
32	241	177	30	2	32
33	219	170	20	3	26
34	212	159	19	0	34
35	168	129	26	0	13
36	116	78	22	1	15
37	197	151	22	1	23
38	191	145	20	0	26
39	176	126	16	1	33
40	352	266	35	6	45
41	171	134	14	6	17
42	77	62	7	0	8
43	159	116	9	0	34

TOWN OF BRIGHTON  
TOWN CLERK

LEGISLATIVE DISTRICT OR TOWN	TOTAL VOTES	DANIEL E AMAN  DEM	DANIEL E AMAN  WOR	SCATTER	BLANK AND VOID
Brighton					
44	45	28	3	0	14
45	99	64	15	0	20
46	128	109	8	1	10
47	94	62	9	0	23
48	13	5	2	0	6
49	0	0	0	0	0
50	42	34	2	0	6
51	4	2	0	0	2
52	0	0	0	0	0
Brighton	<u>8,549</u>	<u>6,418</u>	<u>882</u>	<u>38</u>	<u>1,211</u>
GRAND TOTAL:	<u><u>8,549</u></u>	<u><u>6,418</u></u>	<u><u>882</u></u>	<u><u>38</u></u>	<u><u>1,211</u></u>

TOWN OF BRIGHTON  
TOWN JUSTICE

LEGISLATIVE DISTRICT OR TOWN	TOTAL VOTES	VIK VILKHU	CLARK J ZIMMERMANN, JR	SCATTER	BLANK AND VOID
		DEM	WOR		
Brighton					
1	237	175	41	0	21
2	137	84	25	0	28
3	74	52	14	1	7
4	227	184	27	1	15
5	224	180	28	2	14
6	278	196	40	1	41
7	161	93	32	1	35
8	202	121	26	1	54
9	194	150	28	0	16
10	249	183	32	6	28
11	254	178	36	1	39
12	280	211	39	0	30
13	157	117	18	1	21
14	141	100	30	0	11
15	176	137	22	0	17
16	133	77	21	0	35
17	121	96	7	0	18
18	183	146	19	0	18
19	146	120	13	2	11
20	121	96	18	1	6
21	171	130	22	0	19
22	222	164	27	0	31
23	167	123	23	1	20
24	228	146	33	0	49
25	187	139	26	0	22
26	135	84	23	0	28
27	157	126	22	0	9
28	242	170	45	1	26
29	107	67	18	0	22
30	338	239	37	0	62
31	196	148	24	0	24
32	241	161	46	1	33
33	219	168	29	2	20
34	212	146	28	0	38
35	168	118	38	0	12
36	116	70	29	0	17
37	197	141	35	0	21
38	191	137	28	0	26
39	176	118	24	1	33
40	352	259	40	7	46
41	171	130	25	4	12
42	77	68	3	0	6
43	159	108	19	0	32

TOWN OF BRIGHTON  
TOWN JUSTICE

LEGISLATIVE DISTRICT OR TOWN	TOTAL VOTES	VIK VILKHU	CLARK J ZIMMERMANN, JR	SCATTER	BLANK AND VOID
		DEM	WOR		
Brighton					
44	45	26	7	0	12
45	99	64	16	0	19
46	128	100	14	0	14
47	94	57	12	0	25
48	13	4	4	0	5
49	0	0	0	0	0
50	42	30	5	0	7
51	4	2	1	0	1
52	0	0	0	0	0
Brighton	<u>8,549</u>	<u>6,139</u>	<u>1,219</u>	<u>35</u>	<u>1,156</u>
GRAND TOTAL:	<u>8,549</u>	<u>6,139</u>	<u>1,219</u>	<u>35</u>	<u>1,156</u>

TOWN OF BRIGHTON  
MEMBER OF TOWN COUNCIL  
(VOTE FOR 2)

LEGISLATIVE DISTRICT OR TOWN	TOTAL VOTES	CHRISTOPHER K WERNER	NATE SALZMAN	RACHEL S ROSNER	JESUS H SOWELL	SCATTER	BLANK AND VOID
		DEM	DEM	WOR	WOR		
Brighton							
1	474	174	169	50	35	0	46
2	274	77	75	37	22	0	63
3	148	46	42	21	20	0	19
4	454	162	169	53	36	0	34
5	448	153	161	51	44	4	35
6	556	176	179	60	45	2	94
7	322	85	86	44	35	1	71
8	404	120	119	27	20	4	114
9	388	143	147	29	29	0	40
10	498	182	192	40	28	4	52
11	508	164	165	50	37	2	90
12	560	225	216	37	25	0	57
13	314	113	106	26	20	0	49
14	282	96	94	41	33	0	18
15	352	132	126	28	21	0	45
16	266	85	85	12	13	0	71
17	242	93	97	13	5	0	34
18	366	138	137	29	22	2	38
19	292	121	122	17	6	2	24
20	242	87	86	28	24	1	16
21	342	115	118	34	26	1	48
22	444	161	166	37	25	0	55
23	334	124	126	24	17	2	41
24	456	139	128	36	29	0	124
25	374	130	127	36	32	0	49
26	270	78	75	32	24	0	61
27	314	123	123	25	26	0	17
28	484	170	170	51	37	2	54
29	214	66	67	20	9	0	52
30	676	236	231	42	32	0	135
31	392	124	132	47	37	0	52
32	482	153	143	57	54	0	75
33	438	160	162	38	31	4	43
34	424	150	140	30	27	2	75
35	336	121	125	35	28	0	27
36	232	73	65	33	27	0	34
37	394	130	136	38	30	0	60
38	382	131	133	30	23	0	65
39	352	120	106	30	27	1	68
40	704	246	254	58	39	12	95
41	342	117	111	39	28	8	39
42	154	59	60	9	8	0	18
43	318	101	101	23	17	0	76

TOWN OF BRIGHTON  
MEMBER OF TOWN COUNCIL  
(VOTE FOR 2)

LEGISLATIVE DISTRICT OR TOWN	TOTAL VOTES	CHRISTOPHER K WERNER	NATE SALZMAN	RACHEL S ROSNER	JESUS H SOWELL	SCATTER	BLANK AND VOID
		DEM	DEM	WOR	WOR		
Brighton							
44	90	23	24	11	8	0	24
45	198	58	59	22	17	0	42
46	256	95	93	20	14	0	34
47	188	51	54	23	12	0	48
48	26	5	6	3	2	0	10
49	0	0	0	0	0	0	0
50	84	29	28	7	5	0	15
51	8	2	2	1	1	0	2
52	0	0	0	0	0	0	0
Brighton	<u>17,098</u>	<u>5,862</u>	<u>5,838</u>	<u>1,584</u>	<u>1,212</u>	<u>54</u>	<u>2,548</u>
GRAND TOTAL:	<u>17,098</u>	<u>5,862</u>	<u>5,838</u>	<u>1,584</u>	<u>1,212</u>	<u>54</u>	<u>2,548</u>

TOWN OF CHILI  
TOWN SUPERVISOR

LEGISLATIVE DISTRICT OR TOWN	TOTAL VOTES	DAVID J DUNNING	DAVID J DUNNING	SCATTER	BLANK AND VOID
		REP	CON		
Chili					
1	142	77	36	3	26
2	254	141	54	10	49
3	222	108	42	2	70
4	125	78	25	2	20
5	172	92	35	2	43
6	171	92	44	4	31
7	106	48	19	2	37
8	180	91	36	8	45
9	204	113	35	3	53
10	103	51	23	3	26
11	227	122	46	4	55
12	182	112	35	1	34
13	284	180	48	2	54
14	210	109	53	9	39
15	151	91	23	2	35
16	392	229	60	7	96
17	534	309	83	10	132
18	183	106	30	6	41
19	153	85	19	5	44
20	261	139	49	8	65
21	126	70	14	4	38
22	210	103	25	3	79
23	154	84	25	3	42
24	361	182	63	7	109
25	131	65	22	4	40
26	240	127	54	9	50
27	161	80	33	8	40
28	140	80	20	3	37
29	146	71	33	5	37
30	73	40	7	1	25
31	199	113	31	1	54
32	182	84	31	5	62
33	24	12	7	0	5
34	32	17	4	2	9
35	15	8	3	0	4
Chili	<u>6,450</u>	<u>3,509</u>	<u>1,167</u>	<u>148</u>	<u>1,626</u>
GRAND TOTAL:	<u>6,450</u>	<u>3,509</u>	<u>1,167</u>	<u>148</u>	<u>1,626</u>



TOWN OF CHILI  
TOWN CLERK

LEGISLATIVE DISTRICT OR TOWN	TOTAL VOTES	VIRGINIA L IGNATOWSKI	VIRGINIA L IGNATOWSKI	SCATTER	BLANK AND VOID
		REP	CON		
Chili					
1	142	77	38	0	27
2	254	156	55	3	40
3	222	119	47	0	56
4	125	79	25	0	21
5	172	95	40	1	36
6	171	91	43	2	35
7	106	47	21	1	37
8	180	104	39	0	37
9	204	119	35	2	48
10	103	57	25	1	20
11	227	129	47	0	51
12	182	114	36	1	31
13	284	188	52	2	42
14	210	118	54	0	38
15	151	93	27	0	31
16	392	245	69	3	75
17	534	321	93	1	119
18	183	120	29	3	31
19	153	92	18	2	41
20	261	148	55	3	55
21	126	77	22	0	27
22	210	97	29	4	80
23	154	89	27	0	38
24	361	189	69	2	101
25	131	71	25	1	34
26	240	140	61	1	38
27	161	89	36	1	35
28	140	81	22	2	35
29	146	76	34	2	34
30	73	42	9	2	20
31	199	117	37	1	44
32	182	99	33	2	48
33	24	14	5	1	4
34	32	22	4	0	6
35	15	8	3	0	4
Chili	<u>6,450</u>	<u>3,723</u>	<u>1,264</u>	<u>44</u>	<u>1,419</u>
GRAND TOTAL:	<u>6,450</u>	<u>3,723</u>	<u>1,264</u>	<u>44</u>	<u>1,419</u>

TOWN OF CHILI  
MEMBER OF TOWN COUNCIL  
(VOTE FOR 2)

LEGISLATIVE DISTRICT OR TOWN	TOTAL VOTES	MICHAEL S SLATTERY REP	JAMES V VALERIO REP	MICHAEL S SLATTERY CON	JAMES V VALERIO CON	SCATTER	BLANK AND VOID
Chili							
1	284	69	66	36	34	12	67
2	508	148	138	47	47	14	114
3	444	107	95	40	39	10	153
4	250	70	70	25	24	2	59
5	344	89	88	33	34	12	88
6	342	87	79	38	40	19	79
7	212	43	44	15	17	9	84
8	360	72	66	35	28	61	98
9	408	105	98	34	30	30	111
10	206	34	36	18	18	38	62
11	454	114	106	40	46	24	124
12	364	101	100	30	37	20	76
13	568	159	149	51	49	31	129
14	420	107	98	49	46	26	94
15	302	79	80	21	25	20	77
16	784	219	217	56	57	52	183
17	1,068	293	266	82	88	86	253
18	366	108	96	19	26	38	79
19	306	81	76	22	24	12	91
20	522	118	125	49	48	17	165
21	252	65	65	19	18	18	67
22	420	91	83	26	29	17	174
23	308	77	81	26	25	11	88
24	722	168	171	62	64	30	227
25	262	61	55	24	22	12	88
26	480	134	119	52	49	33	93
27	322	78	67	28	34	34	81
28	280	73	64	21	20	14	88
29	292	65	64	28	24	36	75
30	146	32	29	6	6	20	53
31	398	100	107	31	32	15	113
32	364	69	62	28	28	59	118
33	48	7	7	7	8	6	13
34	64	17	18	3	5	3	18
35	30	7	7	3	3	1	9
Chili	<u>12,900</u>	<u>3,247</u>	<u>3,092</u>	<u>1,104</u>	<u>1,124</u>	<u>842</u>	<u>3,491</u>
GRAND TOTAL:	<u>12,900</u>	<u>3,247</u>	<u>3,092</u>	<u>1,104</u>	<u>1,124</u>	<u>842</u>	<u>3,491</u>

TOWN OF CLARKSON  
TOWN SUPERVISOR

LEGISLATIVE DISTRICT OR TOWN	TOTAL VOTES	URSULA M LIOTTA	URSULA M LIOTTA	SCATTER	BLANK AND VOID
		REP	CON		
Clarkson					
1	297	178	53	1	65
2	25	17	4	0	4
3	153	75	32	1	45
4	291	186	59	1	45
5	318	178	70	2	68
6	137	64	34	0	39
Clarkson	<u>1,221</u>	<u>698</u>	<u>252</u>	<u>5</u>	<u>266</u>
GRAND TOTAL:	<u><u>1,221</u></u>	<u><u>698</u></u>	<u><u>252</u></u>	<u><u>5</u></u>	<u><u>266</u></u>

TOWN OF CLARKSON  
TOWN CLERK

LEGISLATIVE DISTRICT OR TOWN	TOTAL VOTES	SUSAN A HENSHAW		SCATTER	BLANK AND VOID
		REP	CON		
Clarkson					
1	297	182	53	1	61
2	25	18	4	0	3
3	153	81	36	1	35
4	291	196	58	0	37
5	318	178	74	1	65
6	137	68	42	1	26
Clarkson	<u>1,221</u>	<u>723</u>	<u>267</u>	<u>4</u>	<u>227</u>
GRAND TOTAL:	<u><u>1,221</u></u>	<u><u>723</u></u>	<u><u>267</u></u>	<u><u>4</u></u>	<u><u>227</u></u>

TOWN OF CLARKSON  
MEMBER OF TOWN COUNCIL  
(VOTE FOR 2)

LEGISLATIVE DISTRICT OR TOWN	TOTAL VOTES	SHARON S MATTISON REP	EVAN M WEXLER REP	SHARON S MATTISON CON	EVAN M WEXLER CON	SCATTER	BLANK AND VOID
Clarkson							
1	594	179	153	57	50	2	153
2	50	17	17	4	4	0	8
3	306	81	67	33	29	2	94
4	582	189	163	60	54	1	115
5	636	172	149	70	66	2	177
6	274	67	53	38	35	2	79
Clarkson	<u>2,442</u>	<u>705</u>	<u>602</u>	<u>262</u>	<u>238</u>	<u>9</u>	<u>626</u>
GRAND TOTAL:	<u>2,442</u>	<u>705</u>	<u>602</u>	<u>262</u>	<u>238</u>	<u>9</u>	<u>626</u>

TOWN OF GATES  
TOWN SUPERVISOR

LEGISLATIVE DISTRICT OR TOWN	TOTAL VOTES	COSMO A GIUNTA		SCATTER	BLANK AND VOID
		REP	CON		
Gates					
1	74	37	17	1	19
2	164	98	25	6	35
3	141	81	20	3	37
4	164	91	30	5	38
5	213	128	34	1	50
6	168	75	23	10	60
7	410	252	69	7	82
8	137	87	26	4	20
9	148	83	18	0	47
10	110	50	23	4	33
11	116	47	14	7	48
12	34	17	8	2	7
13	138	77	19	3	39
14	107	59	15	7	26
15	232	129	33	4	66
16	150	79	21	4	46
17	139	69	30	4	36
18	218	129	51	3	35
19	168	93	34	11	30
20	60	30	9	1	20
21	156	98	23	6	29
22	135	63	25	4	43
23	166	92	26	5	43
24	385	193	83	21	88
25	101	53	19	3	26
26	224	150	45	2	27
27	198	98	38	8	54
28	126	77	13	5	31
29	146	77	28	1	40
30	108	71	23	2	12
31	144	79	28	4	33
32	147	78	39	2	28
33	59	27	11	6	15
34	140	81	27	3	29
35	107	62	20	0	25
36	48	22	7	0	19
37	28	16	3	2	7
38	78	44	10	3	21
39	98	59	16	2	21
40	34	12	9	2	11
Gates	<u>5,719</u>	<u>3,163</u>	<u>1,012</u>	<u>168</u>	<u>1,376</u>
GRAND TOTAL:	<u>5,719</u>	<u>3,163</u>	<u>1,012</u>	<u>168</u>	<u>1,376</u>

TOWN OF GATES  
MEMBER OF TOWN COUNCIL  
(VOTE FOR 2)

LEGISLATIVE DISTRICT OR TOWN	TOTAL VOTES	STEPHEN TUCCIARELLO REP	CHRISTOPHER B DIPONZIO REP	STEPHEN TUCCIARELLO CON	CHRISTOPHER B DIPONZIO CON	SCATTER	BLANK AND VOID
Gates							
1	148	35	36	15	15	2	45
2	328	94	99	25	26	2	82
3	282	74	79	17	18	4	90
4	328	83	87	26	28	2	102
5	426	118	112	39	43	1	113
6	336	80	77	26	26	9	118
7	820	235	232	72	71	5	205
8	274	82	81	25	28	0	58
9	296	66	74	18	24	1	113
10	220	53	52	22	23	3	67
11	232	42	48	16	16	3	107
12	68	14	11	6	9	3	25
13	276	69	67	17	21	2	100
14	214	51	62	18	16	1	66
15	464	118	112	31	34	0	169
16	300	73	68	21	27	6	105
17	278	60	62	31	32	2	91
18	436	120	127	48	50	0	91
19	336	98	91	29	32	3	83
20	120	35	34	7	8	0	36
21	312	89	95	22	25	0	81
22	270	61	65	22	21	5	96
23	332	84	85	25	26	3	109
24	770	193	188	79	84	3	223
25	202	57	56	17	21	7	44
26	448	139	129	40	48	1	91
27	396	94	100	35	40	1	126
28	252	75	78	14	13	3	69
29	292	66	74	22	24	2	104
30	216	65	64	23	24	2	38
31	288	73	80	22	24	5	84
32	294	78	78	38	38	0	62
33	118	23	28	11	10	2	44
34	280	76	80	30	28	1	65
35	214	57	63	20	16	0	58
36	96	21	21	7	7	0	40
37	56	17	16	2	4	0	17
38	156	40	39	12	12	0	53
39	196	57	57	14	15	2	51
40	68	16	15	5	8	0	24
Gates	<u>11,438</u>	<u>2,981</u>	<u>3,022</u>	<u>969</u>	<u>1,035</u>	<u>86</u>	<u>3,345</u>
GRAND TOTAL:	<u>11,438</u>	<u>2,981</u>	<u>3,022</u>	<u>969</u>	<u>1,035</u>	<u>86</u>	<u>3,345</u>

TOWN OF GREECE  
TOWN JUSTICE

LEGISLATIVE DISTRICT OR TOWN	TOTAL VOTES	BRIAN E MARIANETTI  REP	BRIAN E MARIANETTI  CON	SCATTER	BLANK AND VOID
Greece					
1	143	70	33	3	37
2	201	101	43	1	56
3	97	50	21	0	26
4	112	54	20	1	37
5	91	38	20	1	32
6	84	37	14	0	33
7	111	53	23	0	35
8	98	53	24	0	21
9	107	60	17	0	30
10	97	47	25	0	25
11	52	26	7	1	18
12	65	27	14	0	24
13	116	62	19	0	35
14	82	34	15	1	32
15	130	70	32	1	27
16	105	55	25	0	25
17	196	118	35	0	43
18	156	75	33	1	47
19	120	52	24	0	44
20	109	55	22	3	29
21	135	56	36	3	40
22	99	46	20	0	33
23	179	94	36	1	48
24	204	131	37	0	36
25	103	52	23	1	27
26	89	47	21	0	21
27	220	122	45	1	52
28	183	107	35	0	41
29	125	73	18	0	34
30	84	44	13	1	26
31	112	60	24	1	27
32	101	46	21	0	34
33	168	90	33	0	45
34	194	94	40	2	58
35	145	66	36	3	40
36	161	83	28	1	49
37	106	59	26	1	20
38	86	35	28	0	23
39	86	38	22	2	24
40	97	43	23	3	28
41	153	70	37	1	45
42	118	66	23	0	29
43	177	95	35	1	46



TOWN OF GREECE  
TOWN JUSTICE

LEGISLATIVE DISTRICT OR TOWN	TOTAL VOTES	BRIAN E MARIANETTI  REP	BRIAN E MARIANETTI  CON	SCATTER	BLANK AND VOID
Greece					
44	218	109	49	0	60
45	231	145	41	1	44
46	79	28	23	1	27
47	143	78	31	1	33
48	82	39	8	0	35
49	108	56	21	0	31
50	122	59	31	0	32
51	73	31	15	0	27
52	189	120	29	1	39
53	90	50	13	1	26
54	179	115	28	1	35
55	97	55	21	0	21
56	152	84	31	0	37
57	118	65	29	0	24
58	199	110	37	1	51
59	57	22	18	0	17
60	119	55	32	2	30
61	65	32	13	1	19
62	154	74	35	1	44
63	104	40	24	0	40
64	119	68	18	1	32
65	193	110	33	0	50
66	58	29	11	0	18
67	127	79	29	0	19
68	156	78	39	1	38
69	107	53	27	2	25
70	489	294	77	4	114
71	187	92	38	1	56
72	201	102	36	0	63
73	65	25	24	0	16
74	105	54	19	3	29
75	95	45	20	2	28
76	147	99	27	0	21
77	149	74	29	1	45
78	85	41	13	1	30
79	319	164	58	1	96
80	215	119	40	0	56
81	100	50	14	1	35
82	123	55	24	0	44
83	52	20	15	0	17
84	169	89	39	0	41
85	192	95	47	1	49
86	184	111	38	0	35

TOWN OF GREECE  
TOWN JUSTICE

LEGISLATIVE DISTRICT OR TOWN	TOTAL VOTES	BRIAN E MARIANETTI  REP	BRIAN E MARIANETTI  CON	SCATTER	BLANK AND VOID
Greece					
87	56	26	13	0	17
88	213	99	50	1	63
89	112	62	20	0	30
90	205	110	50	1	44
91	307	151	74	1	81
92	213	124	30	2	57
93	171	88	30	1	52
94	115	59	24	3	29
95	83	39	15	0	29
96	33	18	8	0	7
97	287	161	57	3	66
98	200	90	63	0	47
99	47	27	10	0	10
100	230	126	56	2	46
101	88	54	18	0	16
102	226	133	33	2	58
103	188	88	48	0	52
104	93	55	23	0	15
105	228	127	48	0	53
106	153	88	28	1	36
107	106	64	21	0	21
108	144	76	25	0	43
109	200	96	42	1	61
110	126	68	22	2	34
111	56	27	12	0	17
112	35	18	7	1	9
113	0	0	0	0	0
114	69	32	14	1	22
115	123	62	24	2	35
116	144	70	24	2	48
117	86	53	15	1	17
118	65	41	14	0	10
Greece	16,015	8,399	3,288	92	4,236
GRAND TOTAL:	16,015	8,399	3,288	92	4,236

TOWN OF GREECE  
MEMBER OF TOWN COUNCIL  
WARD 1

LEGISLATIVE DISTRICT OR TOWN	TOTAL VOTES	DAVID E DIPONZIO	DAVID E DIPONZIO	SCATTER	BLANK AND VOID
		REP	CON		
Greece					
1	143	73	32	4	34
6	84	39	12	0	33
7	111	53	23	0	35
11	52	27	7	1	17
12	65	29	14	0	22
21	135	55	35	4	41
22	99	47	19	0	33
25	103	53	22	1	27
26	89	46	22	0	21
30	84	45	13	1	25
31	112	57	26	2	27
35	145	65	35	4	41
41	153	71	38	1	43
43	177	95	36	1	45
46	79	31	22	1	25
47	143	79	29	1	34
48	82	40	8	0	34
71	187	94	37	1	55
74	105	51	16	17	21
78	85	42	13	1	29
79	319	156	63	2	98
82	123	56	23	0	44
84	169	91	39	1	38
89	112	64	19	0	29
98	200	88	64	4	44
99	47	25	9	1	12
106	153	89	27	2	35
117	86	54	14	1	17
118	65	42	15	0	8
Greece	<u>3,507</u>	<u>1,757</u>	<u>732</u>	<u>51</u>	<u>967</u>
GRAND TOTAL:	<u><u>3,507</u></u>	<u><u>1,757</u></u>	<u><u>732</u></u>	<u><u>51</u></u>	<u><u>967</u></u>

TOWN OF GREECE  
MEMBER OF TOWN COUNCIL  
WARD 2

LEGISLATIVE DISTRICT OR TOWN	TOTAL VOTES	WILLIAM F MURPHY	WILLIAM F MURPHY	SCATTER	BLANK AND VOID
		REP	CON		
Greece					
3	97	51	19	0	27
4	112	54	19	1	38
13	116	63	20	0	33
15	130	70	33	1	26
36	161	79	30	1	51
39	86	39	20	2	25
42	118	65	24	0	29
50	122	58	31	2	31
52	189	118	29	1	41
53	90	50	14	1	25
56	152	84	32	0	36
58	199	113	36	2	48
60	119	56	29	2	32
62	154	79	33	1	41
64	119	71	17	1	30
72	201	100	36	0	65
73	65	25	24	0	16
75	95	48	18	2	27
77	149	78	28	1	42
80	215	125	39	0	51
85	192	96	44	2	50
88	213	100	47	1	65
90	205	109	51	3	42
95	83	41	15	0	27
96	33	16	9	0	8
97	287	158	64	2	63
101	88	52	15	0	21
104	93	55	23	0	15
116	144	69	26	2	47
Greece	<u>4,027</u>	<u>2,122</u>	<u>825</u>	<u>28</u>	<u>1,052</u>
GRAND TOTAL:	<u><u>4,027</u></u>	<u><u>2,122</u></u>	<u><u>825</u></u>	<u><u>28</u></u>	<u><u>1,052</u></u>

TOWN OF GREECE  
MEMBER OF TOWN COUNCIL  
WARD 3

LEGISLATIVE DISTRICT OR TOWN	TOTAL VOTES	MICHAEL J BLOOMER  REP	MICHAEL J BLOOMER  CON	SCATTER	BLANK AND VOID
Greece					
5	91	38	19	1	33
8	98	52	24	0	22
9	107	57	19	0	31
10	97	45	25	1	26
14	82	35	14	1	32
17	196	114	32	0	50
18	156	77	31	3	45
19	120	53	20	0	47
20	109	55	23	3	28
23	179	93	34	1	51
29	125	74	17	0	34
32	101	47	22	1	31
37	106	60	25	1	20
40	97	42	24	3	28
49	108	57	20	0	31
51	73	32	14	0	27
55	97	53	22	0	22
59	57	19	20	0	18
61	65	32	13	1	19
63	104	41	22	0	41
65	193	109	35	0	49
67	127	79	28	0	20
68	156	80	39	1	36
69	107	53	27	2	25
81	100	50	15	2	33
83	52	20	14	0	18
87	56	25	14	0	17
93	171	83	31	1	56
94	115	61	23	3	28
111	56	25	12	2	17
112	35	18	7	0	10
114	69	34	14	1	20
115	123	60	25	2	36
Greece	<u>3,528</u>	<u>1,773</u>	<u>724</u>	<u>30</u>	<u>1,001</u>
GRAND TOTAL:	<u>3,528</u>	<u>1,773</u>	<u>724</u>	<u>30</u>	<u>1,001</u>

TOWN OF GREECE  
MEMBER OF TOWN COUNCIL  
WARD 4

LEGISLATIVE DISTRICT OR TOWN	TOTAL VOTES	DIANA M CHRISTODARO	DIANA M CHRISTODARO	SCATTER	BLANK AND VOID
		REP	CON		
Greece					
2	201	103	44	2	52
16	105	54	25	1	25
24	204	130	35	0	39
27	220	122	43	2	53
28	183	107	35	1	40
33	168	89	32	0	47
34	194	93	40	11	50
38	86	34	24	9	19
44	218	109	46	2	61
45	231	143	43	1	44
54	179	115	26	2	36
57	118	63	29	0	26
66	58	30	10	0	18
70	489	294	76	7	112
76	147	85	23	18	21
86	184	110	36	0	38
91	307	155	70	1	81
92	213	122	33	2	56
100	230	124	56	2	48
102	226	130	34	5	57
103	188	89	45	0	54
105	228	125	48	1	54
107	106	62	21	2	21
108	144	73	24	0	47
109	200	93	42	1	64
110	126	66	22	3	35
113	0	0	0	0	0
Greece	<u>4,953</u>	<u>2,720</u>	<u>962</u>	<u>73</u>	<u>1,198</u>
GRAND TOTAL:	<u><u>4,953</u></u>	<u><u>2,720</u></u>	<u><u>962</u></u>	<u><u>73</u></u>	<u><u>1,198</u></u>

TOWN OF HAMLIN  
TOWN SUPERVISOR

LEGISLATIVE DISTRICT OR TOWN	TOTAL VOTES	STEVEN J BAASE	STEVEN J BAASE	SCATTER	BLANK AND VOID
		REP	CON		
Hamlin					
1	142	90	24	0	28
2	174	103	40	2	29
3	177	107	38	0	32
4	124	91	20	2	11
5	165	95	44	1	25
6	164	105	35	0	24
7	265	144	44	4	73
8	120	77	28	0	15
9	101	68	18	1	14
10	225	137	47	2	39
Hamlin	<u>1,657</u>	<u>1,017</u>	<u>338</u>	<u>12</u>	<u>290</u>
GRAND TOTAL:	<u>1,657</u>	<u>1,017</u>	<u>338</u>	<u>12</u>	<u>290</u>

TOWN OF HAMLIN  
TOWN CLERK

LEGISLATIVE DISTRICT OR TOWN	TOTAL VOTES	PATRICIA J GROENENDAAL		SCATTER	BLANK AND VOID
		REP	CON		
Hamlin					
1	142	94	27	0	21
2	174	105	37	2	30
3	177	106	39	0	32
4	124	88	20	2	14
5	165	100	44	0	21
6	164	106	36	1	21
7	265	153	50	0	62
8	120	79	29	0	12
9	101	68	17	0	16
10	225	146	50	0	29
Hamlin	<u>1,657</u>	<u>1,045</u>	<u>349</u>	<u>5</u>	<u>258</u>
GRAND TOTAL:	<u>1,657</u>	<u>1,045</u>	<u>349</u>	<u>5</u>	<u>258</u>



TOWN OF HAMLIN  
TOWN JUSTICE  
(VOTE FOR 2)

LEGISLATIVE DISTRICT OR TOWN	TOTAL VOTES	SHARON S STEIGERWALD	MARTIN C MAIER	PAUL S RATH	MARTIN C MAIER	PAUL S RATH	SCATTER	BLANK AND VOID
		DEM	REP	REP	CON	CON		
Hamlin								
1	284	58	63	66	17	21	0	59
2	348	59	84	81	31	31	0	62
3	354	54	94	84	34	38	0	50
4	248	38	71	67	15	20	1	36
5	330	45	68	73	39	43	0	62
6	328	59	73	90	25	23	2	56
7	530	106	120	117	40	38	1	108
8	240	42	54	51	23	27	0	43
9	202	36	53	49	12	11	0	41
10	450	79	117	103	44	40	0	67
Hamlin	<u>3,314</u>	<u>576</u>	<u>797</u>	<u>781</u>	<u>280</u>	<u>292</u>	<u>4</u>	<u>584</u>
GRAND TOTAL:	<u><u>3,314</u></u>	<u><u>576</u></u>	<u><u>797</u></u>	<u><u>781</u></u>	<u><u>280</u></u>	<u><u>292</u></u>	<u><u>4</u></u>	<u><u>584</u></u>

TOWN OF HAMLIN  
MEMBER OF TOWN COUNCIL  
(VOTE FOR 2)

LEGISLATIVE DISTRICT OR TOWN	TOTAL VOTES	ELIZABETH A MAXWELL DEM	PHILLIP C HURLBUTT REP	JOEL YAGER REP	PHILLIP C HURLBUTT CON	JOEL YAGER CON	SCATTER	BLANK AND VOID
Hamlin								
1	284	55	67	64	18	20	2	58
2	348	53	84	82	33	32	1	63
3	354	52	89	84	34	39	0	56
4	248	33	77	66	16	23	2	31
5	330	45	77	65	42	38	0	63
6	328	47	91	82	23	23	1	61
7	530	101	126	109	38	39	3	114
8	240	37	60	52	24	23	0	44
9	202	27	57	48	15	12	0	43
10	450	72	116	97	40	41	9	75
Hamlin	<u>3,314</u>	<u>522</u>	<u>844</u>	<u>749</u>	<u>283</u>	<u>290</u>	<u>18</u>	<u>608</u>
GRAND TOTAL:	<u><u>3,314</u></u>	<u><u>522</u></u>	<u><u>844</u></u>	<u><u>749</u></u>	<u><u>283</u></u>	<u><u>290</u></u>	<u><u>18</u></u>	<u><u>608</u></u>

TOWN OF HENRIETTA  
TOWN SUPERVISOR

LEGISLATIVE DISTRICT OR TOWN	TOTAL VOTES	STEPHEN L SCHULTZ	STEPHEN L SCHULTZ	SCATTER	BLANK AND VOID
		DEM	WOR		
Henrietta					
1	290	156	29	3	102
2	208	133	17	1	57
3	92	56	8	2	26
4	231	158	19	0	54
5	222	123	12	1	86
6	194	101	29	0	64
7	216	134	23	3	56
8	209	117	25	4	63
9	151	100	12	1	38
10	221	118	33	5	65
11	154	95	10	2	47
12	197	114	22	4	57
13	321	210	39	7	65
14	169	87	20	3	59
15	304	196	38	1	69
16	114	62	14	2	36
17	272	173	29	1	69
18	248	148	27	2	71
19	177	113	22	2	40
20	3	1	1	0	1
21	168	99	17	2	50
22	379	249	33	0	97
23	202	118	20	1	63
24	230	153	30	0	47
25	213	117	29	3	64
26	504	296	57	9	142
27	358	211	45	2	100
28	294	166	26	5	97
29	653	411	60	18	164
30	190	126	21	1	42
31	175	103	23	1	48
32	412	298	30	2	82
33	142	81	24	0	37
34	136	85	15	1	35
35	272	168	25	2	77
36	324	190	35	4	95
37	319	225	29	2	63
Henrietta	<u>8,964</u>	<u>5,491</u>	<u>948</u>	<u>97</u>	<u>2,428</u>
GRAND TOTAL:	<u>8,964</u>	<u>5,491</u>	<u>948</u>	<u>97</u>	<u>2,428</u>

TOWN OF HENRIETTA  
TOWN JUSTICE  
(VOTE FOR 3)

LEGISLATIVE DISTRICT OR TOWN	TOTAL VOTES	JAMES J PIAMPIANO DEM	SUSAN J MICHEL DEM	ROBERT L COOK DEM	STEVEN M DONSKY REP	JOHN G PERICAK REP	BENJAMIN T SKOMSKY REP	STEVEN M DONSKY CON	BENJAMIN T SKOMSKY CON	SUSAN J MICHEL WOR	ROBERT L COOK WOR	SCATTER	BLANK AND VOID
Henrietta													
1	870	108	106	100	127	139	118	30	22	13	11	0	96
2	624	100	101	97	65	65	58	22	20	12	9	0	75
3	276	49	49	45	21	24	20	10	5	7	8	0	38
4	693	144	133	127	64	56	59	11	9	9	13	0	68
5	666	91	86	81	89	100	86	31	29	7	4	0	62
6	582	84	76	71	79	72	73	21	19	14	9	0	64
7	648	104	104	93	74	81	63	21	19	11	11	0	67
8	627	91	85	78	86	80	81	17	18	11	10	0	70
9	453	80	82	78	47	40	37	13	14	6	3	0	53
10	663	98	87	82	88	79	68	23	21	22	14	3	78
11	462	74	76	71	54	52	41	13	11	7	4	0	59
12	591	83	77	73	75	78	69	23	24	11	8	0	70
13	963	166	162	154	92	98	81	29	35	17	10	6	113
14	507	66	70	69	65	69	59	16	16	10	8	0	59
15	912	150	151	141	85	81	73	29	23	25	23	0	131
16	342	48	46	43	48	44	41	10	10	10	9	0	33
17	816	151	141	135	81	82	73	28	25	10	11	0	79
18	744	119	121	107	94	84	85	16	17	11	9	0	81
19	531	86	85	77	60	62	43	25	25	7	9	0	52
20	9	1	1	1	1	2	0	1	2	0	0	0	0
21	504	81	79	69	60	63	50	19	23	10	10	0	40
22	1,137	196	182	169	138	132	107	49	47	13	10	0	94

TOWN OF HENRIETTA  
TOWN JUSTICE  
(VOTE FOR 3)

LEGISLATIVE DISTRICT OR TOWN	TOTAL VOTES	JAMES J PIAMPIANO	SUSAN J MICHEL	ROBERT L COOK	STEVEN M DONSKY	JOHN G PERICAK	BENJAMIN T SKOMSKY	STEVEN M DONSKY	BENJAMIN T SKOMSKY	SUSAN J MICHEL	ROBERT L COOK	SCATTER	BLANK AND VOID
		DEM	DEM	DEM	REP	REP	REP	CON	CON	WOR	WOR		
Henrietta													
23	606	104	92	84	66	68	53	24	21	13	7	0	74
24	690	138	125	121	62	68	46	17	15	18	21	0	59
25	639	88	83	80	74	87	73	35	28	15	7	0	69
26	1,512	208	206	198	200	203	181	70	70	22	18	0	136
27	1,074	157	151	148	141	134	140	44	44	18	14	0	83
28	882	116	112	98	110	115	114	42	39	12	12	3	109
29	1,959	325	335	313	198	211	190	73	68	27	21	0	198
30	570	95	96	87	65	60	59	20	14	12	12	0	50
31	525	96	85	70	50	50	46	22	22	9	6	0	69
32	1,236	249	246	226	97	86	113	30	27	17	17	0	128
33	426	67	57	56	56	57	52	14	14	12	13	0	28
34	408	65	65	56	46	42	41	14	12	9	6	0	52
35	816	118	115	116	112	107	111	22	26	11	12	1	65
36	972	155	154	143	106	121	100	38	41	19	14	0	81
37	957	182	178	176	85	78	61	35	32	17	11	2	100
Henrietta	26,892	4,333	4,200	3,933	3,061	3,070	2,765	957	907	474	394	15	2,783
GRAND TOTAL:	26,892	4,333	4,200	3,933	3,061	3,070	2,765	957	907	474	394	15	2,783

TOWN OF HENRIETTA  
MEMBER OF TOWN COUNCIL  
(VOTE FOR 2)

LEGISLATIVE DISTRICT OR TOWN	TOTAL VOTES	ROBERT BARLEY, JR	MICHAEL J STAFFORD	MATTHEW T BORKOWSKI	LISA S BOLZNER	MATTHEW T BORKOWSKI	LISA S BOLZNER	ROBERT BARLEY, JR	MICHAEL J STAFFORD	SCATTER	BLANK AND VOID
		DEM	DEM	REP	REP	CON	CON	WOR	WOR		
Henrietta											
1	580	120	111	122	118	26	31	10	9	0	33
2	416	100	98	57	70	18	21	8	11	0	33
3	184	51	44	18	24	7	8	7	4	0	21
4	462	139	128	56	55	13	13	15	11	0	32
5	444	87	93	84	86	29	31	3	4	0	27
6	388	82	81	70	71	22	21	8	8	0	25
7	432	110	98	58	67	20	21	9	11	0	38
8	418	94	81	76	76	17	18	13	11	0	32
9	302	86	76	38	36	16	15	3	5	0	27
10	442	86	81	72	82	24	17	19	19	2	40
11	308	81	69	46	49	12	14	6	6	0	25
12	394	83	75	74	70	21	22	7	11	0	31
13	642	174	157	81	81	33	35	17	16	6	42
14	338	79	68	59	64	15	19	7	3	0	24
15	608	154	137	78	83	29	28	20	20	0	59
16	228	45	44	42	40	11	13	8	7	0	18
17	544	158	132	67	71	30	32	15	12	0	27
18	496	122	112	86	82	19	20	9	8	0	38
19	354	86	84	47	53	21	22	10	9	0	22
20	6	1	1	0	0	2	2	0	0	0	0
21	336	80	76	57	50	21	23	7	8	0	14
22	758	201	189	103	107	45	48	14	10	0	41
23	404	98	90	60	57	24	23	8	8	0	36
24	460	133	123	57	55	14	14	20	19	0	25

TOWN OF HENRIETTA  
MEMBER OF TOWN COUNCIL  
(VOTE FOR 2)

LEGISLATIVE DISTRICT OR TOWN	TOTAL VOTES	ROBERT BARLEY, JR DEM	MICHAEL J STAFFORD DEM	MATTHEW T BORKOWSKI REP	LISA S BOLZNER REP	MATTHEW T BORKOWSKI CON	LISA S BOLZNER CON	ROBERT BARLEY, JR WOR	MICHAEL J STAFFORD WOR	SCATTER	BLANK AND VOID
Henrietta											
25	426	89	76	72	79	30	27	10	9	0	34
26	1,008	216	186	179	179	76	71	16	20	0	65
27	716	166	149	120	126	44	49	15	13	0	34
28	588	123	106	112	104	39	42	7	8	2	45
29	1,306	334	312	188	194	70	71	24	20	0	93
30	380	99	91	59	61	12	18	8	7	0	25
31	350	90	78	40	46	21	25	8	8	0	34
32	824	256	243	92	83	31	34	16	17	0	52
33	284	58	52	53	52	15	15	14	14	0	11
34	272	65	58	43	44	12	13	6	6	0	25
35	544	117	116	97	106	23	28	11	11	0	35
36	648	161	150	94	105	37	39	17	16	0	29
37	638	197	187	64	80	29	33	8	5	1	34
Henrietta	<u>17,928</u>	<u>4,421</u>	<u>4,052</u>	<u>2,721</u>	<u>2,806</u>	<u>928</u>	<u>976</u>	<u>403</u>	<u>384</u>	<u>11</u>	<u>1,226</u>
GRAND TOTAL:	<u>17,928</u>	<u>4,421</u>	<u>4,052</u>	<u>2,721</u>	<u>2,806</u>	<u>928</u>	<u>976</u>	<u>403</u>	<u>384</u>	<u>11</u>	<u>1,226</u>

TOWN OF IRONDEQUOIT  
TOWN SUPERVISOR

LEGISLATIVE DISTRICT OR TOWN	TOTAL VOTES	ANDRAE J EVANS DEM	RORY B FITZPATRICK REP	RORY B FITZPATRICK CON	ANDRAE J EVANS WOR	SCATTER	BLANK AND VOID
Irondequoit							
1	266	119	102	26	11	0	8
2	165	76	58	14	13	0	4
3	233	95	86	32	13	0	7
4	93	46	37	6	4	0	0
5	157	86	48	10	9	0	4
6	364	204	103	35	13	0	9
7	349	151	140	44	12	0	2
8	246	88	112	31	15	0	0
9	223	80	118	17	5	0	3
10	233	96	100	26	8	0	3
11	112	52	38	13	8	1	0
12	159	83	44	17	9	0	6
13	289	161	86	19	19	0	4
14	299	112	125	40	15	1	6
15	309	153	115	26	11	0	4
16	421	200	160	40	9	2	10
17	148	83	35	18	12	0	0
18	212	84	81	26	13	0	8
19	206	129	43	15	12	0	7
20	215	95	84	25	9	0	2
21	220	112	73	17	16	1	1
22	263	117	91	32	13	0	10
23	187	98	63	11	10	0	5
24	203	95	67	26	10	0	5
25	187	80	71	24	10	0	2
26	107	57	28	11	8	0	3
27	162	67	67	20	8	0	0
28	208	62	99	36	8	0	3
29	145	72	55	13	5	0	0
30	234	91	100	21	19	0	3
31	285	140	93	19	26	0	7
32	209	118	54	14	20	0	3
33	166	74	60	20	9	0	3
34	325	128	150	23	13	0	11
35	128	62	40	10	13	0	3
36	34	12	10	6	6	0	0
37	142	65	48	18	10	0	1
38	87	53	17	5	8	0	4
39	8	5	1	2	0	0	0
40	191	100	76	11	4	0	0
41	181	92	51	19	19	0	0
42	282	85	144	34	18	0	1
43	137	56	50	17	12	0	2



TOWN OF IRONDEQUOIT  
TOWN SUPERVISOR

LEGISLATIVE DISTRICT OR TOWN	TOTAL VOTES	ANDRAE J EVANS DEM	RORY B FITZPATRICK REP	RORY B FITZPATRICK CON	ANDRAE J EVANS WOR	SCATTER	BLANK AND VOID
Irondequoit							
44	479	193	214	41	20	0	11
45	128	54	55	13	3	0	3
46	198	79	93	14	8	1	3
47	86	37	38	9	2	0	0
48	174	67	79	16	9	0	3
49	338	154	140	26	15	0	3
50	84	51	23	6	3	0	1
51	312	152	103	36	19	0	2
52	175	88	56	14	9	0	8
53	188	81	73	16	10	0	8
54	64	30	27	3	4	0	0
55	218	125	61	11	17	0	4
56	135	65	47	12	10	0	1
57	279	116	106	40	11	0	6
58	242	109	81	27	17	0	8
59	166	64	66	22	10	0	4
60	223	99	83	29	9	0	3
61	258	107	106	25	15	0	5
62	274	141	90	30	8	0	5
63	167	63	72	19	9	0	4
64	76	36	28	4	5	0	3
65	105	54	36	5	6	0	4
66	57	38	15	1	3	0	0
67	126	59	41	17	4	0	5
68	173	81	64	17	8	0	3
69	36	19	11	2	3	0	1
70	20	12	6	2	0	0	0
71	8	6	1	1	0	0	0
Irondequoit	<u>13,579</u>	<u>6,214</u>	<u>5,038</u>	<u>1,347</u>	<u>722</u>	<u>6</u>	<u>252</u>
GRAND TOTAL:	<u><u>13,579</u></u>	<u><u>6,214</u></u>	<u><u>5,038</u></u>	<u><u>1,347</u></u>	<u><u>722</u></u>	<u><u>6</u></u>	<u><u>252</u></u>

TOWN OF IRONDEQUOIT  
TOWN JUSTICE

LEGISLATIVE DISTRICT OR TOWN	TOTAL VOTES	BRIAN P GREEN DEM	PATRICK K RUSSI REP	PATRICK K RUSSI CON	BRIAN P GREEN WOR	SCATTER	BLANK AND VOID
Irondequoit							
1	266	121	95	24	14	0	12
2	165	73	59	20	11	0	2
3	233	96	82	29	13	0	13
4	93	43	38	9	3	0	0
5	157	88	45	10	10	0	4
6	364	187	115	42	15	0	5
7	349	177	100	50	15	0	7
8	246	87	113	31	11	0	4
9	223	92	99	16	7	0	9
10	233	97	96	26	4	1	9
11	112	49	37	14	7	0	5
12	159	83	41	14	14	0	7
13	289	159	88	17	18	0	7
14	299	119	115	39	17	1	8
15	309	146	114	25	15	0	9
16	421	205	145	44	16	0	11
17	148	78	33	24	12	0	1
18	212	96	70	26	11	0	9
19	206	129	44	13	14	0	6
20	215	104	76	23	11	0	1
21	220	117	65	18	19	0	1
22	263	131	74	32	12	0	14
23	187	103	49	15	12	0	8
24	203	102	62	23	10	0	6
25	187	82	64	24	12	0	5
26	107	61	29	6	7	0	4
27	162	59	71	17	11	0	4
28	208	67	92	36	9	0	4
29	145	72	52	11	7	0	3
30	234	98	85	25	19	0	7
31	285	142	92	18	26	0	7
32	209	109	65	13	21	0	1
33	166	71	58	20	11	0	6
34	325	137	138	30	13	0	7
35	128	60	42	9	16	0	1
36	34	12	13	5	4	0	0
37	142	68	46	16	8	0	4
38	87	52	18	4	9	0	4
39	8	4	1	3	0	0	0
40	191	92	81	10	5	0	3
41	181	92	46	19	19	0	5
42	282	91	127	39	19	0	6
43	137	60	40	18	16	0	3

TOWN OF IRONDEQUOIT  
TOWN JUSTICE

LEGISLATIVE DISTRICT OR TOWN	TOTAL VOTES	BRIAN P GREEN DEM	PATRICK K RUSSI REP	PATRICK K RUSSI CON	BRIAN P GREEN WOR	SCATTER	BLANK AND VOID
Irondequoit							
44	479	184	229	38	11	0	17
45	128	58	50	11	6	0	3
46	198	85	82	16	8	0	7
47	86	41	35	7	3	0	0
48	174	72	70	18	6	0	8
49	338	146	140	33	16	0	3
50	84	46	22	11	1	0	4
51	312	147	98	38	20	0	9
52	175	84	51	18	11	0	11
53	188	80	73	17	7	0	11
54	64	27	27	6	2	0	2
55	218	118	62	15	13	0	10
56	135	67	46	10	10	0	2
57	279	121	99	34	14	0	11
58	242	105	81	27	15	0	14
59	166	64	61	26	8	0	7
60	223	101	77	28	13	0	4
61	258	115	98	26	14	0	5
62	274	139	80	33	13	0	9
63	167	57	74	23	8	0	5
64	76	49	16	7	2	0	2
65	105	56	35	5	5	0	4
66	57	35	17	1	0	0	4
67	126	61	39	18	4	0	4
68	173	84	60	15	8	0	6
69	36	19	10	2	3	0	2
70	20	12	4	3	0	0	1
71	8	6	1	0	0	1	0
Irondequoit	<u>13,579</u>	<u>6,290</u>	<u>4,752</u>	<u>1,393</u>	<u>744</u>	<u>3</u>	<u>397</u>
GRAND TOTAL:	<u><u>13,579</u></u>	<u><u>6,290</u></u>	<u><u>4,752</u></u>	<u><u>1,393</u></u>	<u><u>744</u></u>	<u><u>3</u></u>	<u><u>397</u></u>

TOWN OF IRONDEQUOIT  
MEMBER OF TOWN COUNCIL  
(VOTE FOR 2)

LEGISLATIVE DISTRICT OR TOWN	TOTAL VOTES	JOHN PERTICONE	GRANT S MALONE	JOHN PERTICONE	JOSHUA C MENELAS	JOHN PERTICONE	JOSHUA C MENELAS	SCATTER	BLANK AND VOID
		DEM	DEM	REP	REP	CON	CON		
Irondequoit									
1	532	122	136	79	79	31	27	0	58
2	330	83	93	44	49	18	19	1	23
3	466	98	103	75	70	28	28	0	64
4	186	45	47	33	31	7	8	0	15
5	314	97	87	41	40	9	12	0	28
6	728	204	227	69	77	30	37	2	82
7	698	172	183	95	101	42	47	2	56
8	492	107	105	83	95	28	27	0	47
9	446	95	101	83	78	15	14	1	59
10	466	110	114	68	73	23	26	2	50
11	224	51	57	34	34	14	13	0	21
12	318	82	93	36	37	10	12	0	48
13	578	166	179	65	74	13	15	0	66
14	598	125	134	104	108	35	35	1	56
15	618	156	163	99	90	25	24	2	59
16	842	205	218	126	132	34	35	2	90
17	296	85	90	28	29	20	17	2	25
18	424	102	119	55	61	27	23	0	37
19	412	122	132	37	36	16	15	1	53
20	430	102	111	71	74	22	25	0	25
21	440	124	135	52	59	13	15	1	41
22	526	121	132	63	77	29	34	0	70
23	374	98	106	46	47	12	17	0	48
24	406	93	111	56	53	28	26	2	37
25	374	83	95	54	52	21	24	0	45
26	214	60	58	29	23	7	10	0	27
27	324	78	84	49	51	15	14	0	33
28	416	69	77	81	83	30	28	1	47
29	290	74	72	42	46	14	15	0	27
30	468	110	112	71	73	22	26	1	53
31	570	149	170	78	79	19	18	0	57
32	418	127	130	45	50	11	9	1	45
33	332	76	71	51	51	21	27	0	35
34	650	149	146	117	115	27	31	0	65
35	256	74	76	28	35	10	10	0	23
36	68	10	18	11	8	4	6	0	11
37	284	69	74	44	42	13	14	0	28
38	174	53	57	15	12	5	8	0	24
39	16	4	5	1	1	2	1	0	2
40	382	102	110	57	61	8	8	2	34
41	362	100	105	38	40	22	17	1	39
42	564	112	114	106	102	32	34	0	64
43	274	67	69	36	34	15	16	0	37

TOWN OF IRONDEQUOIT  
MEMBER OF TOWN COUNCIL  
(VOTE FOR 2)

LEGISLATIVE DISTRICT OR TOWN	TOTAL VOTES	JOHN PERTICONE	GRANT S MALONE	JOHN PERTICONE	JOSHUA C MENELAS	JOHN PERTICONE	JOSHUA C MENELAS	SCATTER	BLANK AND VOID
		DEM	DEM	REP	REP	CON	CON		
Irondequoit									
44	958	209	235	186	163	29	34	0	102
45	256	59	67	44	40	15	11	0	20
46	396	86	94	70	68	15	15	0	48
47	172	42	45	33	29	7	8	0	8
48	348	77	86	56	54	15	17	0	43
49	676	155	165	115	116	23	26	1	75
50	168	49	44	19	16	9	9	0	22
51	624	150	167	79	72	39	39	3	75
52	350	89	97	42	45	14	16	0	47
53	376	78	97	63	52	13	17	0	56
54	128	27	32	21	20	8	8	0	12
55	436	125	127	47	60	16	15	0	46
56	270	68	71	42	40	13	11	0	25
57	558	130	138	86	74	35	36	0	59
58	484	109	121	73	73	22	26	0	60
59	332	74	77	50	54	22	26	0	29
60	446	108	114	70	64	23	29	0	38
61	516	126	132	78	75	27	26	1	51
62	548	154	157	70	69	21	24	0	53
63	334	65	81	58	53	19	15	0	43
64	152	42	44	19	15	3	5	0	24
65	210	60	58	29	24	4	5	0	30
66	114	39	40	9	14	1	1	0	10
67	252	66	67	32	30	14	17	0	26
68	346	86	88	50	52	14	11	0	45
69	72	19	19	9	9	2	3	0	11
70	40	13	13	3	3	1	0	0	7
71	16	5	6	0	2	0	0	0	3
Irondequoit	<u>27,158</u>	<u>6,641</u>	<u>7,101</u>	<u>3,948</u>	<u>3,948</u>	<u>1,251</u>	<u>1,317</u>	<u>30</u>	<u>2,922</u>
GRAND TOTAL:	<u>27,158</u>	<u>6,641</u>	<u>7,101</u>	<u>3,948</u>	<u>3,948</u>	<u>1,251</u>	<u>1,317</u>	<u>30</u>	<u>2,922</u>

TOWN OF MENDON  
TOWN SUPERVISOR

LEGISLATIVE DISTRICT OR TOWN	TOTAL VOTES	JOHN D MOFFITT	JOHN D MOFFITT	SCATTER	BLANK AND VOID
		REP	CON		
Mendon					
1	354	196	62	9	87
2	329	190	45	10	84
3	357	194	60	10	93
4	250	142	34	0	74
5	332	167	61	4	100
6	315	182	53	3	77
7	317	172	52	2	91
8	127	73	25	0	29
9	277	143	46	7	81
Mendon	<u>2,658</u>	<u>1,459</u>	<u>438</u>	<u>45</u>	<u>716</u>
GRAND TOTAL:	<u><u>2,658</u></u>	<u><u>1,459</u></u>	<u><u>438</u></u>	<u><u>45</u></u>	<u><u>716</u></u>

TOWN OF MENDON  
TOWN CLERK

LEGISLATIVE DISTRICT OR TOWN	TOTAL VOTES	MICHELLE S BOOTH	MICHELLE S BOOTH	SCATTER	BLANK AND VOID
		REP	CON		
Mendon					
1	354	199	65	4	86
2	329	197	46	1	85
3	357	194	62	6	95
4	250	147	37	0	66
5	332	169	60	1	102
6	315	179	56	1	79
7	317	180	52	2	83
8	127	73	25	0	29
9	277	147	48	0	82
Mendon	<u>2,658</u>	<u>1,485</u>	<u>451</u>	<u>15</u>	<u>707</u>
GRAND TOTAL:	<u><u>2,658</u></u>	<u><u>1,485</u></u>	<u><u>451</u></u>	<u><u>15</u></u>	<u><u>707</u></u>

TOWN OF MENDON  
TOWN JUSTICE

LEGISLATIVE DISTRICT OR TOWN	TOTAL VOTES	STEPHEN A MAXON	STEPHEN A MAXON	SCATTER	BLANK AND VOID
		REP	CON		
Mendon					
1	354	195	65	3	91
2	329	180	43	1	105
3	357	196	63	5	93
4	250	135	32	1	82
5	332	163	65	2	102
6	315	173	59	1	82
7	317	174	53	1	89
8	127	71	24	0	32
9	277	142	46	2	87
Mendon	<u>2,658</u>	<u>1,429</u>	<u>450</u>	<u>16</u>	<u>763</u>
GRAND TOTAL:	<u><u>2,658</u></u>	<u><u>1,429</u></u>	<u><u>450</u></u>	<u><u>16</u></u>	<u><u>763</u></u>



TOWN OF MENDON  
MEMBER OF TOWN COUNCIL  
(VOTE FOR 2)

LEGISLATIVE DISTRICT OR TOWN	TOTAL VOTES	THOMAS G DUBOIS REP	KIMBERLY L ROBERTS REP	THOMAS G DUBOIS CON	KIMBERLY L ROBERTS CON	SCATTER	BLANK AND VOID
Mendon							
1	708	187	187	60	60	6	208
2	658	166	169	42	46	5	230
3	714	185	178	58	58	7	228
4	500	128	120	31	33	1	187
5	664	167	163	56	62	5	211
6	630	163	164	57	60	2	184
7	634	169	161	48	53	2	201
8	254	65	60	21	23	2	83
9	554	133	135	52	44	4	186
Mendon	<u>5,316</u>	<u>1,363</u>	<u>1,337</u>	<u>425</u>	<u>439</u>	<u>34</u>	<u>1,718</u>
GRAND TOTAL:	<u>5,316</u>	<u>1,363</u>	<u>1,337</u>	<u>425</u>	<u>439</u>	<u>34</u>	<u>1,718</u>

TOWN OF MENDON  
SUPERINTENDENT OF HIGHWAYS

LEGISLATIVE DISTRICT OR TOWN	TOTAL VOTES	ANDREW G CASCHETTA		SCATTER	BLANK AND VOID
		REP	CON		
Mendon					
1	354	183	61	41	69
2	329	155	38	57	79
3	357	169	55	50	83
4	250	109	32	39	70
5	332	153	52	41	86
6	315	139	39	69	68
7	317	167	47	27	76
8	127	57	15	31	24
9	277	138	42	42	55
Mendon	<u>2,658</u>	<u>1,270</u>	<u>381</u>	<u>397</u>	<u>610</u>
GRAND TOTAL:	<u><u>2,658</u></u>	<u><u>1,270</u></u>	<u><u>381</u></u>	<u><u>397</u></u>	<u><u>610</u></u>

TOWN OF OGDEN  
TOWN SUPERVISOR

LEGISLATIVE DISTRICT OR TOWN	TOTAL VOTES	MICHAEL T ZALE  REP	MICHAEL T ZALE  CON	SCATTER	BLANK AND VOID
Ogden					
1	210	106	39	3	62
2	195	120	32	3	40
3	310	199	49	2	60
4	194	119	38	1	36
5	199	114	48	1	36
6	229	115	43	1	70
7	162	93	46	0	23
8	197	117	34	2	44
9	187	107	33	0	47
10	193	102	45	0	46
11	204	112	57	1	34
12	277	179	50	2	46
13	222	137	41	0	44
14	172	103	34	0	35
15	281	162	55	2	62
16	147	85	41	0	21
17	177	105	35	1	36
18	290	165	59	4	62
19	230	137	44	2	47
20	278	154	63	1	60
Ogden	<u>4,354</u>	<u>2,531</u>	<u>886</u>	<u>26</u>	<u>911</u>
GRAND TOTAL:	<u>4,354</u>	<u>2,531</u>	<u>886</u>	<u>26</u>	<u>911</u>

TOWN OF OGDEN  
TOWN CLERK

LEGISLATIVE DISTRICT OR TOWN	TOTAL VOTES	NOELLE M BURLEY	NOELLE M BURLEY	SCATTER	BLANK AND VOID
		REP	CON		
Ogden					
1	210	111	40	0	59
2	195	119	33	3	40
3	310	202	50	2	56
4	194	120	39	0	35
5	199	120	47	0	32
6	229	119	41	2	67
7	162	94	44	0	24
8	197	119	37	1	40
9	187	111	36	0	40
10	193	107	47	0	39
11	204	116	58	0	30
12	277	179	52	2	44
13	222	137	42	0	43
14	172	109	36	0	27
15	281	170	49	0	62
16	147	88	42	0	17
17	177	109	38	0	30
18	290	162	63	2	63
19	230	144	43	2	41
20	278	156	63	1	58
Ogden	<u>4,354</u>	<u>2,592</u>	<u>900</u>	<u>15</u>	<u>847</u>
GRAND TOTAL:	<u>4,354</u>	<u>2,592</u>	<u>900</u>	<u>15</u>	<u>847</u>

TOWN OF OGDEN  
TOWN JUSTICE

LEGISLATIVE DISTRICT OR TOWN	TOTAL VOTES	MICHAEL P SCHIANO  REP	MICHAEL P SCHIANO  CON	SCATTER	BLANK AND VOID
Ogden					
1	210	105	38	0	67
2	195	117	34	2	42
3	310	201	47	2	60
4	194	116	39	0	39
5	199	116	47	1	35
6	229	109	44	2	74
7	162	94	41	0	27
8	197	115	33	2	47
9	187	106	34	1	46
10	193	103	45	1	44
11	204	113	53	0	38
12	277	175	51	2	49
13	222	129	39	1	53
14	172	101	33	0	38
15	281	162	48	0	71
16	147	85	41	0	21
17	177	110	37	0	30
18	290	164	63	1	62
19	230	140	44	1	45
20	278	152	62	1	63
Ogden	<u>4,354</u>	<u>2,513</u>	<u>873</u>	<u>17</u>	<u>951</u>
GRAND TOTAL:	<u><u>4,354</u></u>	<u><u>2,513</u></u>	<u><u>873</u></u>	<u><u>17</u></u>	<u><u>951</u></u>

TOWN OF OGDEN  
MEMBER OF TOWN COUNCIL  
(VOTE FOR 2)

LEGISLATIVE DISTRICT OR TOWN	TOTAL VOTES	AARON N BAKER REP	SALVATORE M GERBINO REP	AARON N BAKER CON	SALVATORE M GERBINO CON	SCATTER	BLANK AND VOID
Ogden							
1	420	100	93	37	35	0	155
2	390	115	101	32	32	5	105
3	620	192	182	45	47	4	150
4	388	112	107	37	38	2	92
5	398	113	103	41	44	1	96
6	458	106	99	39	41	4	169
7	324	83	84	41	42	0	74
8	394	111	107	34	34	1	107
9	374	100	97	36	31	0	110
10	386	94	97	47	41	1	106
11	408	110	106	53	52	0	87
12	554	162	151	52	54	4	131
13	444	130	120	39	38	2	115
14	344	94	92	35	35	0	88
15	562	148	146	51	54	1	162
16	294	81	76	38	35	0	64
17	354	98	97	37	33	0	89
18	580	155	146	61	56	5	157
19	460	128	125	46	46	2	113
20	556	145	140	61	59	4	147
Ogden	<u>8,708</u>	<u>2,377</u>	<u>2,269</u>	<u>862</u>	<u>847</u>	<u>36</u>	<u>2,317</u>
GRAND TOTAL:	<u>8,708</u>	<u>2,377</u>	<u>2,269</u>	<u>862</u>	<u>847</u>	<u>36</u>	<u>2,317</u>

TOWN OF PARMA  
TOWN SUPERVISOR

LEGISLATIVE DISTRICT OR TOWN	TOTAL VOTES	JIM ROOSE  REP	JIM ROOSE  CON	SCATTER	BLANK AND VOID
Parma					
1	238	128	47	1	62
2	245	141	50	13	41
3	149	89	28	5	27
4	196	115	41	2	38
5	146	68	41	4	33
6	100	58	22	1	19
7	183	104	44	6	29
8	275	157	58	8	52
9	210	111	50	9	40
10	197	95	55	10	37
11	253	137	59	4	53
12	189	109	40	11	29
13	388	216	87	14	71
14	115	66	25	2	22
15	231	128	55	6	42
Parma	<u>3,115</u>	<u>1,722</u>	<u>702</u>	<u>96</u>	<u>595</u>
GRAND TOTAL:	<u><u>3,115</u></u>	<u><u>1,722</u></u>	<u><u>702</u></u>	<u><u>96</u></u>	<u><u>595</u></u>

TOWN OF PARMA  
TOWN JUSTICE

LEGISLATIVE DISTRICT OR TOWN	TOTAL VOTES	MICHAEL A SCIORTINO  REP	MICHAEL A SCIORTINO  CON	SCATTER	BLANK AND VOID
Parma					
1	238	123	53	1	61
2	245	152	57	0	36
3	149	91	32	1	25
4	196	113	45	0	38
5	146	73	42	0	31
6	100	59	22	0	19
7	183	107	46	0	30
8	275	171	61	2	41
9	210	120	48	0	42
10	197	109	56	0	32
11	253	135	63	0	55
12	189	111	41	3	34
13	388	233	96	1	58
14	115	68	28	0	19
15	231	133	58	0	40
Parma	<u>3,115</u>	<u>1,798</u>	<u>748</u>	<u>8</u>	<u>561</u>
GRAND TOTAL:	<u><u>3,115</u></u>	<u><u>1,798</u></u>	<u><u>748</u></u>	<u><u>8</u></u>	<u><u>561</u></u>



TOWN OF PARMA  
MEMBER OF TOWN COUNCIL  
(VOTE FOR 2)

LEGISLATIVE DISTRICT OR TOWN	TOTAL VOTES	MARK S ACKER REP	DAVID CIUFO REP	MARK S ACKER CON	DAVID CIUFO CON	SCATTER	BLANK AND VOID
Parma							
1	476	118	110	49	51	2	146
2	490	148	128	50	55	1	108
3	298	85	79	31	31	1	71
4	392	114	107	42	42	0	87
5	292	71	68	40	38	0	75
6	200	59	54	21	23	0	43
7	366	106	97	40	43	0	80
8	550	154	135	59	62	3	137
9	420	111	100	50	51	0	108
10	394	103	96	55	56	0	84
11	506	129	124	62	56	1	134
12	378	110	94	37	39	6	92
13	776	212	205	92	87	1	179
14	230	66	56	26	23	0	59
15	462	124	123	55	55	0	105
Parma	<u>6,230</u>	<u>1,710</u>	<u>1,576</u>	<u>709</u>	<u>712</u>	<u>15</u>	<u>1,508</u>
GRAND TOTAL:	<u>6,230</u>	<u>1,710</u>	<u>1,576</u>	<u>709</u>	<u>712</u>	<u>15</u>	<u>1,508</u>

TOWN OF PARMA  
SUPERINTENDENT OF HIGHWAYS

LEGISLATIVE DISTRICT OR TOWN	TOTAL VOTES	JAMES R CHRIST, JR  REP	JAMES R CHRIST, JR  CON	SCATTER	BLANK AND VOID
Parma					
1	238	129	50	1	58
2	245	147	50	2	46
3	149	91	32	1	25
4	196	118	46	0	32
5	146	78	40	0	28
6	100	56	21	0	23
7	183	109	44	0	30
8	275	162	62	2	49
9	210	119	51	1	39
10	197	111	53	1	32
11	253	140	61	0	52
12	189	112	42	3	32
13	388	237	88	1	62
14	115	66	29	0	20
15	231	129	54	2	46
Parma	<u>3,115</u>	<u>1,804</u>	<u>723</u>	<u>14</u>	<u>574</u>
GRAND TOTAL:	<u><u>3,115</u></u>	<u><u>1,804</u></u>	<u><u>723</u></u>	<u><u>14</u></u>	<u><u>574</u></u>

TOWN OF PENFIELD  
TOWN SUPERVISOR

LEGISLATIVE DISTRICT OR TOWN	TOTAL VOTES	TIFFANY L RICE DEM	JEFF N LEENHOUTS REP	JEFF N LEENHOUTS CON	SCATTER	BLANK AND VOID
Penfield						
1	86	39	35	12	0	0
2	212	116	75	19	0	2
3	268	118	110	31	0	9
4	354	118	164	71	0	1
5	314	154	121	36	0	3
6	236	86	117	29	2	2
7	239	135	69	28	1	6
8	84	38	26	16	0	4
9	292	191	73	20	0	8
10	185	99	62	19	0	5
11	125	54	57	10	0	4
12	231	142	63	26	0	0
13	245	125	85	25	0	10
14	312	105	157	46	0	4
15	373	198	134	36	1	4
16	114	78	28	6	0	2
17	267	145	96	23	0	3
18	189	100	73	14	0	2
19	380	194	130	48	0	8
20	265	127	95	38	0	5
21	268	160	80	22	0	6
22	232	163	43	23	1	2
23	364	194	133	31	0	6
24	356	166	146	42	0	2
25	181	76	76	26	0	3
26	131	57	54	17	0	3
27	295	154	111	28	0	2
28	202	90	79	29	0	4
29	264	145	81	32	0	6
30	506	193	237	65	0	11
31	200	110	73	14	0	3
32	80	52	19	7	0	2
33	186	93	70	19	0	4
34	287	119	134	29	0	5
35	364	194	123	41	0	6
36	270	152	98	18	0	2
37	470	181	236	50	0	3
38	163	67	81	13	0	2

TOWN OF PENFIELD  
TOWN SUPERVISOR

LEGISLATIVE DISTRICT OR TOWN	TOTAL VOTES	TIFFANY L RICE DEM	JEFF N LEENHOUTS REP	JEFF N LEENHOUTS CON	SCATTER	BLANK AND VOID
39	154	75	58	20	0	1
40	180	78	82	18	0	2
41	330	135	159	32	0	4
42	248	82	130	32	0	4
43	25	9	15	1	0	0
44	0	0	0	0	0	0
45	53	29	15	8	0	1
46	11	7	2	1	0	1
Penfield	<u>10,591</u>	<u>5,143</u>	<u>4,105</u>	<u>1,171</u>	<u>5</u>	<u>167</u>
GRAND TOTAL:	<u><u>10,591</u></u>	<u><u>5,143</u></u>	<u><u>4,105</u></u>	<u><u>1,171</u></u>	<u><u>5</u></u>	<u><u>167</u></u>

TOWN OF PENFIELD  
TOWN JUSTICE

LEGISLATIVE DISTRICT OR TOWN	TOTAL VOTES	PAULA CASEY METZLER	PAULA CASEY METZLER	SCATTER	BLANK AND VOID
		REP	CON		
Penfield					
1	86	47	19	0	20
2	212	111	32	0	69
3	268	139	47	0	82
4	354	194	81	1	78
5	314	147	45	2	120
6	236	152	38	1	45
7	239	112	43	4	80
8	84	36	18	0	30
9	292	134	33	2	123
10	185	83	37	0	65
11	125	72	17	0	36
12	231	94	37	3	97
13	245	120	43	0	82
14	312	186	58	0	68
15	373	178	44	1	150
16	114	53	12	1	48
17	267	125	38	0	104
18	189	103	25	1	60
19	380	187	62	0	131
20	265	138	48	2	77
21	268	120	32	0	116
22	232	78	34	3	117
23	364	192	52	3	117
24	356	181	59	2	114
25	181	89	35	0	57
26	131	69	27	1	34
27	295	167	41	0	87
28	202	99	38	3	62
29	264	123	48	2	91
30	506	280	79	3	144
31	200	107	24	0	69
32	80	36	14	1	29
33	186	101	23	0	62
34	287	161	38	0	88
35	364	167	51	3	143
36	270	141	27	1	101
37	470	277	63	0	130
38	163	89	20	0	54
39	154	82	29	1	42
40	180	104	18	0	58
41	330	202	45	2	81
42	248	145	43	0	60
43	25	19	2	0	4

TOWN OF PENFIELD  
TOWN JUSTICE

LEGISLATIVE DISTRICT OR TOWN	TOTAL VOTES	PAULA CASEY METZLER  REP	PAULA CASEY METZLER  CON	SCATTER	BLANK AND VOID
Penfield					
44	0	0	0	0	0
45	53	24	10	0	19
46	11	4	1	0	6
Penfield	<u>10,591</u>	<u>5,468</u>	<u>1,630</u>	<u>43</u>	<u>3,450</u>
GRAND TOTAL:	<u><u>10,591</u></u>	<u><u>5,468</u></u>	<u><u>1,630</u></u>	<u><u>43</u></u>	<u><u>3,450</u></u>

TOWN OF PENFIELD  
MEMBER OF TOWN COUNCIL  
(VOTE FOR 2)

LEGISLATIVE DISTRICT OR TOWN	TOTAL VOTES	KEVIN D BERRY DEM	LINDA A TEGLASH DEM	ALLYN E (AJ) HETZKE, JR REP	DAVID W BAST, JR REP	ALLYN E (AJ) HETZKE, JR CON	DAVID W BAST, JR CON	SCATTER	BLANK AND VOID
Penfield									
1	172	43	40	29	24	13	11	0	12
2	424	107	117	78	71	20	17	0	14
3	536	118	120	107	98	31	30	0	32
4	708	119	115	150	151	73	70	0	30
5	628	154	153	116	115	36	37	0	17
6	474	90	89	110	108	28	26	0	23
7	478	134	141	74	61	28	26	0	14
8	168	34	33	29	25	14	15	0	18
9	584	192	196	67	64	17	21	0	27
10	370	93	105	61	53	20	20	0	18
11	250	55	56	54	44	10	12	0	19
12	462	140	139	55	60	26	27	0	15
13	490	123	120	82	70	25	27	0	43
14	624	104	108	147	148	46	41	0	30
15	748	202	209	123	115	35	37	0	27
16	228	70	70	30	25	8	6	0	19
17	534	149	151	79	79	28	25	0	23
18	378	106	103	64	60	16	15	0	14
19	760	199	207	125	112	43	42	0	32
20	530	123	124	91	85	38	37	0	32
21	536	160	163	80	75	16	18	0	24
22	464	155	158	47	38	23	21	2	20
23	728	195	192	129	118	38	34	0	22
24	712	159	170	142	130	45	46	0	20
25	362	75	73	74	75	24	22	0	19
26	262	56	54	49	45	22	19	0	17
27	590	148	154	116	102	26	24	0	20
28	402	91	92	74	71	26	27	0	21
29	528	142	150	72	75	32	32	0	25
30	1,012	187	198	220	212	60	62	0	73
31	400	113	112	69	66	14	11	0	15
32	160	53	50	15	21	5	6	0	10
33	372	88	91	69	65	20	19	0	20
34	574	126	125	114	109	24	27	0	49
35	730	183	197	123	114	47	42	0	24
36	540	144	160	100	85	18	17	0	16
37	940	184	178	229	214	46	47	0	42
38	326	68	68	73	69	16	18	0	14
39	306	70	74	61	56	20	18	0	7
40	360	82	77	77	74	15	16	0	19
41	660	137	133	151	140	30	33	0	36
42	498	84	82	122	118	32	32	0	28
43	50	9	9	14	14	1	1	0	2

TOWN OF PENFIELD  
MEMBER OF TOWN COUNCIL  
(VOTE FOR 2)

LEGISLATIVE DISTRICT OR TOWN	TOTAL VOTES	KEVIN D BERRY DEM	LINDA A TEGLASH DEM	ALLYN E (AJ) HETZKE, JR REP	DAVID W BAST, JR REP	ALLYN E (AJ) HETZKE, JR CON	DAVID W BAST, JR CON	SCATTER	BLANK AND VOID
Penfield									
45	106	27	26	16	17	8	8	0	4
46	22	7	6	1	3	2	1	0	2
Penfield	<u>21,186</u>	<u>5,098</u>	<u>5,188</u>	<u>3,908</u>	<u>3,674</u>	<u>1,165</u>	<u>1,143</u>	<u>2</u>	<u>1,008</u>
GRAND TOTAL:	<u>21,186</u>	<u>5,098</u>	<u>5,188</u>	<u>3,908</u>	<u>3,674</u>	<u>1,165</u>	<u>1,143</u>	<u>2</u>	<u>1,008</u>



TOWN OF PERINTON  
TOWN SUPERVISOR

LEGISLATIVE DISTRICT OR TOWN	TOTAL VOTES	CIARAN T HANNA	CIARAN T HANNA	SCATTER	BLANK AND VOID
		REP	CON		
Perinton					
1	420	232	57	0	131
2	273	134	36	5	98
3	212	103	51	3	55
4	245	118	41	1	85
5	120	61	19	0	40
6	238	116	26	3	93
7	335	177	46	3	109
8	238	117	32	2	87
9	339	193	61	3	82
10	265	141	38	2	84
11	147	75	24	1	47
12	225	124	25	2	74
13	229	141	26	1	61
14	261	152	35	1	73
15	256	147	43	0	66
16	201	88	38	1	74
17	217	95	36	4	82
18	237	117	56	0	64
19	219	124	38	1	56
20	217	121	25	1	70
21	270	135	41	5	89
22	190	92	28	3	67
23	384	212	59	0	113
24	388	226	58	0	104
25	200	105	25	3	67
26	14	13	1	0	0
27	212	116	22	2	72
28	218	129	32	4	53
29	147	71	31	2	43
30	236	133	39	1	63
31	143	81	23	1	38
32	215	108	42	1	64
33	269	140	31	1	97
34	292	151	32	1	108
35	249	130	41	2	76
36	131	75	17	1	38
37	293	175	49	1	68
38	363	216	50	0	97
39	294	160	58	3	73
40	206	114	17	1	74
41	143	68	29	3	43
42	183	106	32	0	45
43	448	276	65	1	106

TOWN OF PERINTON  
TOWN SUPERVISOR

LEGISLATIVE DISTRICT OR TOWN	TOTAL VOTES	CIARAN T HANNA  REP	CIARAN T HANNA  CON	SCATTER	BLANK AND VOID
Perinton					
44	193	99	28	1	65
45	478	269	88	4	117
46	134	64	19	0	51
47	166	90	31	2	43
48	222	125	32	0	65
49	201	118	34	0	49
50	22	13	3	0	6
51	89	54	17	0	18
52	260	127	34	6	93
53	229	113	30	2	84
54	450	277	69	1	103
55	110	61	5	1	43
56	396	201	73	7	115
57	250	148	35	1	66
58	132	76	7	1	48
59	84	33	15	1	35
60	209	133	40	0	36
61	123	72	16	0	35
Perinton	<u>14,130</u>	<u>7,681</u>	<u>2,151</u>	<u>97</u>	<u>4,201</u>
GRAND TOTAL:	<u><u>14,130</u></u>	<u><u>7,681</u></u>	<u><u>2,151</u></u>	<u><u>97</u></u>	<u><u>4,201</u></u>

TOWN OF PERINTON  
TOWN JUSTICE

LEGISLATIVE DISTRICT OR TOWN	TOTAL VOTES	GARY MULDOON DEM	VINCENT E MERANTE REP	VINCENT E MERANTE CON	VINCENT E MERANTE WOR	SCATTER	BLANK AND VOID
Perinton							
1	420	208	159	44	3	0	6
2	273	145	91	30	4	0	3
3	212	110	66	30	2	0	4
4	245	141	74	25	4	0	1
5	120	66	35	14	1	0	4
6	238	150	63	16	6	0	3
7	335	195	104	28	2	0	6
8	238	131	72	23	7	0	5
9	339	160	129	40	4	0	6
10	265	166	73	18	5	0	3
11	147	75	48	16	4	0	4
12	225	124	73	21	3	0	4
13	229	126	77	18	6	0	2
14	261	132	96	24	6	0	3
15	256	132	90	24	6	0	4
16	201	106	61	24	6	0	4
17	217	133	56	20	6	0	2
18	237	129	66	32	6	0	4
19	219	100	82	25	6	0	6
20	217	137	58	16	2	0	4
21	270	141	99	26	2	0	2
22	190	111	50	23	3	0	3
23	384	202	138	32	7	0	5
24	388	188	150	42	3	0	5
25	200	131	48	12	5	0	4
26	14	2	10	0	0	0	2
27	212	107	80	18	2	0	5
28	218	104	91	15	6	0	2
29	147	72	49	23	1	0	2
30	236	130	78	22	4	0	2
31	143	79	42	15	4	0	3
32	215	109	68	23	8	0	7
33	269	152	86	20	8	0	3
34	292	170	84	19	9	0	10
35	249	130	89	24	3	0	3
36	131	66	49	14	1	0	1
37	293	155	98	30	3	0	7
38	363	189	129	29	6	0	10
39	294	130	109	44	7	0	4
40	206	118	63	14	6	0	5
41	143	76	45	19	0	0	3
42	183	86	70	21	4	0	2
43	448	217	183	35	5	0	8

TOWN OF PERINTON  
TOWN JUSTICE

LEGISLATIVE DISTRICT OR TOWN	TOTAL VOTES	GARY MULDOON DEM	VINCENT E MERANTE REP	VINCENT E MERANTE CON	VINCENT E MERANTE WOR	SCATTER	BLANK AND VOID
Perinton							
44	193	103	69	18	2	0	1
45	478	248	167	48	11	0	4
46	134	76	42	11	2	0	3
47	166	81	59	16	5	0	5
48	222	114	76	26	3	0	3
49	201	102	78	17	2	0	2
50	22	9	12	0	1	0	0
51	89	34	40	14	1	0	0
52	260	151	84	17	4	0	4
53	229	115	79	22	10	0	3
54	450	204	187	39	9	1	10
55	110	41	54	4	9	0	2
56	396	192	145	46	6	0	7
57	250	137	84	21	3	0	5
58	132	72	52	5	1	0	2
59	84	42	27	14	0	0	1
60	209	79	98	31	0	0	1
61	123	58	50	12	0	0	3
Perinton	<u>14,130</u>	<u>7,389</u>	<u>4,884</u>	<u>1,369</u>	<u>255</u>	<u>1</u>	<u>232</u>
GRAND TOTAL:	<u>14,130</u>	<u>7,389</u>	<u>4,884</u>	<u>1,369</u>	<u>255</u>	<u>1</u>	<u>232</u>

TOWN OF PERINTON  
MEMBER OF TOWN COUNCIL  
(VOTE FOR 2)

LEGISLATIVE DISTRICT OR TOWN	TOTAL VOTES	MEREDITH E STOCKMAN- BROADBENT	MICHAEL A FOLINO	SEANA L SARTORI	SEANA L SARTORI	SCATTER	BLANK AND VOID
		DEM	DEM	REP	CON		
Perinton							
1	840	235	204	163	49	2	187
2	546	154	134	98	29	1	130
3	424	114	104	69	35	1	101
4	490	144	148	78	24	0	96
5	240	72	66	43	10	0	49
6	476	159	145	67	16	1	88
7	670	204	196	115	29	1	125
8	476	146	126	78	24	0	102
9	678	176	164	137	46	1	154
10	530	165	162	86	21	1	95
11	294	79	82	48	17	0	68
12	450	117	114	91	23	1	104
13	458	132	88	103	23	1	111
14	522	151	135	104	25	0	107
15	512	137	122	94	30	0	129
16	402	113	103	67	23	0	96
17	434	138	123	65	22	0	86
18	474	141	125	69	35	0	104
19	438	111	104	87	24	0	112
20	434	136	105	78	20	1	94
21	540	160	146	94	27	0	113
22	380	118	107	56	21	0	78
23	768	215	199	155	37	0	162
24	776	206	184	171	41	1	173
25	400	138	127	56	11	1	67
26	28	3	0	14	0	0	11
27	424	111	100	89	17	4	103
28	436	126	107	94	16	0	93
29	294	82	62	53	21	1	75
30	472	146	130	83	20	1	92
31	286	88	76	54	17	0	51
32	430	120	99	69	24	0	118
33	538	177	151	92	17	0	101
34	584	181	161	94	19	2	127
35	498	146	124	93	26	0	109
36	262	78	64	53	13	0	54
37	586	170	154	107	33	1	121
38	726	195	200	137	36	4	154
39	588	152	132	122	42	0	140
40	412	138	108	74	12	0	80
41	286	84	75	51	18	0	58
42	366	99	87	71	22	0	87
43	896	236	199	210	34	1	216

TOWN OF PERINTON  
MEMBER OF TOWN COUNCIL  
(VOTE FOR 2)

LEGISLATIVE DISTRICT OR TOWN	TOTAL VOTES	MEREDITH E STOCKMAN- BROADBENT DEM	MICHAEL A FOLINO DEM	SEANA L SARTORI REP	SEANA L SARTORI CON	SCATTER	BLANK AND VOID
Perinton							
44	386	110	96	72	18	1	89
45	956	257	236	192	51	0	220
46	268	82	73	47	12	0	54
47	332	86	87	66	16	1	76
48	444	133	105	84	23	1	98
49	402	119	91	82	20	0	90
50	44	12	10	8	2	0	12
51	178	40	34	43	15	1	45
52	520	164	155	83	20	1	97
53	458	143	120	88	21	2	84
54	900	224	216	206	41	3	210
55	220	62	52	48	6	0	52
56	792	207	197	148	52	1	187
57	500	152	126	94	19	0	109
58	264	83	77	51	5	0	48
59	168	43	35	27	13	1	49
60	418	88	71	106	30	0	123
61	246	59	27	65	14	0	81
Perinton	<u>28,260</u>	<u>8,057</u>	<u>7,150</u>	<u>5,342</u>	<u>1,427</u>	<u>39</u>	<u>6,245</u>
GRAND TOTAL:	<u>28,260</u>	<u>8,057</u>	<u>7,150</u>	<u>5,342</u>	<u>1,427</u>	<u>39</u>	<u>6,245</u>

TOWN OF PITTSFORD  
TOWN SUPERVISOR

LEGISLATIVE DISTRICT OR TOWN	TOTAL VOTES	WILLIAM A SMITH, JR	WILLIAM A SMITH, JR	SCATTER	BLANK AND VOID
		REP	CON		
Pittsford					
1	205	110	28	3	64
2	229	120	27	9	73
3	372	219	29	2	122
4	315	184	40	4	87
5	213	117	31	2	63
6	170	88	23	1	58
7	128	71	16	2	39
8	212	144	26	0	42
9	273	173	34	6	60
10	277	169	31	6	71
11	227	123	27	2	75
12	247	146	32	5	64
13	205	105	25	7	68
14	285	174	36	1	74
15	147	87	25	1	34
16	207	115	23	3	66
17	305	154	30	9	112
18	187	104	27	1	55
19	157	88	37	0	32
20	270	134	33	8	95
21	259	140	27	1	91
22	321	188	40	3	90
23	219	135	42	2	40
24	310	179	29	0	102
25	288	167	38	3	80
26	260	158	44	3	55
27	227	114	24	1	88
28	255	146	24	5	80
29	245	159	24	1	61
30	224	149	14	2	59
31	307	212	23	1	71
32	324	195	36	3	90
33	10	3	3	0	4
34	372	203	39	3	127
35	59	34	8	0	17
36	456	278	53	5	120
Pittsford	<u>8,767</u>	<u>5,085</u>	<u>1,048</u>	<u>105</u>	<u>2,529</u>
GRAND TOTAL:	<u>8,767</u>	<u>5,085</u>	<u>1,048</u>	<u>105</u>	<u>2,529</u>

TOWN OF PITTSFORD  
MEMBER OF TOWN COUNCIL  
(VOTE FOR 2)

LEGISLATIVE DISTRICT OR TOWN	TOTAL VOTES	CATHY KOSHYKAR	NAVEEN HAVANNAVAR	KATE BOHNE MUNZINGER	ALEXE M DUNHAM	KATE BOHNE MUNZINGER	ALEXE M DUNHAM	CATHY KOSHYKAR	NAVEEN HAVANNAVAR	SCATTER	BLANK AND VOID
		DEM	DEM	REP	REP	CON	CON	WOR	WOR		
Pittsford											
1	410	90	85	80	75	21	20	11	13	0	15
2	458	114	108	87	80	19	19	8	7	0	16
3	744	207	184	136	124	20	19	10	12	0	32
4	630	155	148	118	113	33	32	3	4	2	22
5	426	106	104	73	64	24	25	12	13	0	5
6	340	99	91	51	49	11	11	4	5	0	19
7	256	60	53	50	46	12	14	9	9	0	3
8	424	80	73	103	101	24	24	4	4	0	11
9	548	112	101	126	121	29	30	6	7	0	16
10	554	126	131	108	105	23	26	10	8	4	13
11	454	108	108	81	79	18	20	11	12	0	17
12	494	117	113	95	89	21	20	7	6	2	24
13	410	100	92	79	64	19	22	15	12	0	7
14	572	126	116	127	114	31	27	6	7	0	18
15	294	60	56	59	57	18	20	5	5	0	14
16	414	110	104	75	68	14	14	8	9	3	9
17	610	158	156	107	101	20	21	15	14	0	18
18	374	101	96	62	55	20	17	4	5	0	14
19	314	59	55	67	61	27	28	2	2	2	11
20	540	143	128	99	89	25	20	9	8	0	19
21	518	155	147	77	74	17	15	9	11	0	13
22	644	169	155	114	102	36	32	7	11	0	18
23	438	84	80	97	88	35	34	4	6	0	10
24	620	159	148	120	106	26	23	1	2	0	35



TOWN OF PITTSFORD  
MEMBER OF TOWN COUNCIL  
(VOTE FOR 2)

LEGISLATIVE DISTRICT OR TOWN	TOTAL VOTES	CATHY KOSHYKAR	NAVEEN HAVANNAVAR	KATE BOHNE MUNZINGER	ALEXE M DUNHAM	KATE BOHNE MUNZINGER	ALEXE M DUNHAM	CATHY KOSHYKAR	NAVEEN HAVANNAVAR	SCATTER	BLANK AND VOID
		DEM	DEM	REP	REP	CON	CON	WOR	WOR		
Pittsford											
25	576	141	124	108	99	31	29	5	7	0	32
26	520	102	91	119	116	32	33	7	9	1	10
27	454	128	118	73	71	19	17	6	8	0	14
28	510	149	141	79	74	17	19	9	7	0	15
29	490	90	82	123	109	23	22	6	10	0	25
30	450	109	111	101	81	12	7	8	6	0	15
31	614	144	132	147	139	14	14	6	11	0	7
32	646	150	136	137	139	25	24	9	12	0	14
33	20	3	3	3	3	2	2	1	1	0	2
34	746	186	186	139	127	32	33	7	9	4	23
35	118	30	28	22	21	5	4	4	3	0	1
36	912	209	200	197	182	39	39	10	7	0	29
Pittsford	17,542	4,239	3,984	3,439	3,186	794	776	258	282	18	566
GRAND TOTAL:	17,542	4,239	3,984	3,439	3,186	794	776	258	282	18	566

TOWN OF RIGA  
TOWN SUPERVISOR

LEGISLATIVE DISTRICT OR TOWN	TOTAL VOTES	BRAD OBROCTA	BRAD OBROCTA	SCATTER	BLANK AND VOID
		REP	CON		
Riga					
1	286	186	59	0	41
2	329	202	74	1	52
3	167	106	28	0	33
4	232	148	51	2	31
5	214	140	43	1	30
6	171	96	54	0	21
Riga	<u>1,399</u>	<u>878</u>	<u>309</u>	<u>4</u>	<u>208</u>
GRAND TOTAL:	<u><u>1,399</u></u>	<u><u>878</u></u>	<u><u>309</u></u>	<u><u>4</u></u>	<u><u>208</u></u>

TOWN OF RIGA  
TOWN JUSTICE

LEGISLATIVE DISTRICT OR TOWN	TOTAL VOTES	SCOTT K OKOLOWICZ		BLANK AND VOID
		REP	SCATTER	
Riga				
1	286	222	0	64
2	329	247	1	81
3	167	125	0	42
4	232	180	0	52
5	214	163	1	50
6	171	128	0	43
Riga	<u>1,399</u>	<u>1,065</u>	<u>2</u>	<u>332</u>
GRAND TOTAL:	<u><u>1,399</u></u>	<u><u>1,065</u></u>	<u><u>2</u></u>	<u><u>332</u></u>

TOWN OF RIGA  
MEMBER OF TOWN COUNCIL  
(VOTE FOR 2)

LEGISLATIVE DISTRICT OR TOWN	TOTAL VOTES	KENNETH J KUTER REP	DEREK M HARNSBERGER REP	KENNETH J KUTER CON	DEREK M HARNSBERGER CON	SCATTER	BLANK AND VOID
Riga							
1	572	179	170	55	53	0	115
2	658	200	167	68	70	2	151
3	334	98	91	28	24	0	93
4	464	142	127	45	47	1	102
5	428	134	121	41	40	0	92
6	342	96	83	48	53	0	62
Riga	<u>2,798</u>	<u>849</u>	<u>759</u>	<u>285</u>	<u>287</u>	<u>3</u>	<u>615</u>
GRAND TOTAL:	<u>2,798</u>	<u>849</u>	<u>759</u>	<u>285</u>	<u>287</u>	<u>3</u>	<u>615</u>

TOWN OF RUSH  
TOWN SUPERVISOR

LEGISLATIVE DISTRICT OR TOWN	TOTAL VOTES	LEE HANKINS DEM	DANIEL V WOOLAVER REP	DANIEL V WOOLAVER CON	SCATTER	BLANK AND VOID
Rush						
1	381	168	144	56	6	7
2	247	91	113	39	1	3
3	344	158	140	42	1	3
4	378	166	163	42	1	6
Rush	<u>1,350</u>	<u>583</u>	<u>560</u>	<u>179</u>	<u>9</u>	<u>19</u>
GRAND TOTAL:	<u><u>1,350</u></u>	<u><u>583</u></u>	<u><u>560</u></u>	<u><u>179</u></u>	<u><u>9</u></u>	<u><u>19</u></u>

TOWN OF RUSH  
TOWN CLERK

LEGISLATIVE DISTRICT OR TOWN	TOTAL VOTES	PAMELA J BUCCI  REP	PAMELA J BUCCI  CON	SCATTER	BLANK AND VOID
Rush					
1	381	221	81	7	72
2	247	154	61	0	32
3	344	195	65	3	81
4	378	222	61	4	91
Rush	<u>1,350</u>	<u>792</u>	<u>268</u>	<u>14</u>	<u>276</u>
GRAND TOTAL:	<u>1,350</u>	<u>792</u>	<u>268</u>	<u>14</u>	<u>276</u>

TOWN OF RUSH  
MEMBER OF TOWN COUNCIL  
(VOTE FOR 2)

LEGISLATIVE DISTRICT OR TOWN	TOTAL VOTES	SHANNON WISNOWSKI DEM	PETER KIM-FREDELL DEM	DEREK S BROWN REP	LUTHER A KEYES REP	DEREK S BROWN CON	LUTHER A KEYES CON	SCATTER	BLANK AND VOID
Rush									
1	762	174	123	141	162	58	60	6	38
2	494	88	65	112	111	42	44	2	30
3	688	177	138	115	130	41	43	0	44
4	756	176	134	157	166	40	44	1	38
Rush	2,700	615	460	525	569	181	191	9	150
GRAND TOTAL:	2,700	615	460	525	569	181	191	9	150

TOWN OF RUSH  
SUPERINTENDENT OF HIGHWAYS

LEGISLATIVE DISTRICT OR TOWN	TOTAL VOTES	DJ KYLE	DJ KYLE	SCATTER	BLANK AND VOID
		REP	CON		
Rush					
1	381	231	82	5	63
2	247	161	59	0	27
3	344	199	71	2	72
4	378	231	63	4	80
Rush	<u>1,350</u>	<u>822</u>	<u>275</u>	<u>11</u>	<u>242</u>
GRAND TOTAL:	<u><u>1,350</u></u>	<u><u>822</u></u>	<u><u>275</u></u>	<u><u>11</u></u>	<u><u>242</u></u>



TOWN OF SWEDEN  
TOWN SUPERVISOR

LEGISLATIVE DISTRICT OR TOWN	TOTAL VOTES	PATRICIA HAYLES	PATRICIA HAYLES	SCATTER	BLANK AND VOID
		REP	CON		
Sweden					
1	205	104	36	0	65
2	67	30	9	0	28
3	186	93	32	6	55
4	245	115	45	6	79
5	44	17	10	0	17
6	150	65	31	2	52
7	173	83	32	4	54
8	190	108	43	2	37
9	157	82	29	1	45
10	283	152	80	4	47
11	62	22	12	0	28
12	201	102	53	5	41
Sweden	<u>1,963</u>	<u>973</u>	<u>412</u>	<u>30</u>	<u>548</u>
GRAND TOTAL:	<u>1,963</u>	<u>973</u>	<u>412</u>	<u>30</u>	<u>548</u>

TOWN OF SWEDEN  
MEMBER OF TOWN COUNCIL  
(VOTE FOR 2)

LEGISLATIVE DISTRICT OR TOWN	TOTAL VOTES	TYLER J SHARPE REP	ADAM M STASKIEWICZ REP	TYLER J SHARPE CON	ADAM M STASKIEWICZ CON	SCATTER	BLANK AND VOID
Sweden							
1	410	99	96	37	35	0	143
2	134	26	27	9	9	0	63
3	372	78	82	34	33	8	137
4	490	114	103	44	41	6	182
5	88	18	18	10	11	0	31
6	300	62	63	29	28	5	113
7	346	82	78	29	30	6	121
8	380	105	102	39	42	4	88
9	314	81	75	29	26	4	99
10	566	147	135	77	80	4	123
11	124	21	17	14	12	0	60
12	402	98	92	53	52	10	97
Sweden	<u>3,926</u>	<u>931</u>	<u>888</u>	<u>404</u>	<u>399</u>	<u>47</u>	<u>1,257</u>
GRAND TOTAL:	<u>3,926</u>	<u>931</u>	<u>888</u>	<u>404</u>	<u>399</u>	<u>47</u>	<u>1,257</u>

TOWN OF SWEDEN  
RECEIVER OF TAXES

LEGISLATIVE DISTRICT OR TOWN	TOTAL VOTES	KATHLEEN A BAHR-SEEVER		SCATTER	BLANK AND VOID
		REP	CON		
Sweden					
1	205	110	36	0	59
2	67	32	11	0	24
3	186	93	36	3	54
4	245	131	47	1	66
5	44	20	11	0	13
6	150	74	33	2	41
7	173	97	36	1	39
8	190	113	40	2	35
9	157	86	27	1	43
10	283	160	83	1	39
11	62	23	12	0	27
12	201	111	55	4	31
Sweden	<u>1,963</u>	<u>1,050</u>	<u>427</u>	<u>15</u>	<u>471</u>
GRAND TOTAL:	<u>1,963</u>	<u>1,050</u>	<u>427</u>	<u>15</u>	<u>471</u>

TOWN OF SWEDEN  
SUPERINTENDENT OF HIGHWAYS

LEGISLATIVE DISTRICT OR TOWN	TOTAL VOTES	BRIAN T INGRAHAM  REP	BRIAN T INGRAHAM  CON	SCATTER	BLANK AND VOID
Sweden					
1	205	110	38	0	57
2	67	33	10	0	24
3	186	92	36	2	56
4	245	133	44	1	67
5	44	19	11	0	14
6	150	71	30	2	47
7	173	106	35	1	31
8	190	112	40	2	36
9	157	91	28	1	37
10	283	159	80	2	42
11	62	23	12	0	27
12	201	110	57	4	30
Sweden	<u>1,963</u>	<u>1,059</u>	<u>421</u>	<u>15</u>	<u>468</u>
GRAND TOTAL:	<u><u>1,963</u></u>	<u><u>1,059</u></u>	<u><u>421</u></u>	<u><u>15</u></u>	<u><u>468</u></u>

TOWN OF WEBSTER  
TOWN SUPERVISOR

LEGISLATIVE DISTRICT OR TOWN	TOTAL VOTES	DANIELLE M PALERMO- JIMENEZ DEM	THOMAS J FLAHERTY REP	THOMAS J FLAHERTY CON	DANIELLE M PALERMO- JIMENEZ WOR	SCATTER	BLANK AND VOID
Webster							
1	214	83	96	24	6	0	5
2	219	97	80	25	13	0	4
3	272	110	108	36	13	0	5
4	99	40	34	18	5	0	2
5	222	73	101	28	12	3	5
6	159	57	74	21	3	1	3
7	246	100	101	25	10	1	9
8	199	58	88	34	12	5	2
9	214	67	95	39	7	1	5
10	481	124	247	79	18	1	12
11	229	67	115	30	10	4	3
12	313	112	135	41	14	2	9
13	184	80	67	20	10	4	3
14	205	106	67	22	6	2	2
15	154	58	70	16	7	0	3
16	250	101	98	38	7	0	6
17	205	50	110	36	8	0	1
18	128	63	36	20	7	0	2
19	141	40	65	22	4	2	8
20	424	139	207	62	5	3	8
21	256	90	121	31	8	1	5
22	231	72	109	28	12	4	6
23	213	90	83	31	5	1	3
24	604	212	265	87	26	1	13
25	270	107	112	37	8	0	6
26	232	74	109	36	6	1	6
27	368	125	165	50	13	4	11
28	214	66	99	35	9	0	5
29	147	54	68	20	3	0	2
30	90	34	43	7	4	0	2
31	223	71	97	45	6	1	3
32	311	103	152	41	10	2	3
33	227	80	97	36	4	3	7
34	120	37	59	19	2	1	2
35	148	64	56	23	4	0	1
36	161	48	88	19	3	2	1
37	368	123	179	45	14	2	5
38	207	99	79	22	2	0	5
39	217	78	110	23	4	0	2
40	101	57	29	11	2	0	2
41	364	123	161	60	14	0	6
42	241	79	101	40	10	2	9
43	174	55	86	24	3	0	6

TOWN OF WEBSTER  
TOWN SUPERVISOR

LEGISLATIVE DISTRICT OR TOWN	TOTAL VOTES	DANIELLE M PALERMO- JIMENEZ DEM	THOMAS J FLAHERTY REP	THOMAS J FLAHERTY CON	DANIELLE M PALERMO- JIMENEZ WOR	SCATTER	BLANK AND VOID
Webster							
44	152	44	87	16	1	0	4
45	22	8	10	3	0	0	1
46	77	25	34	12	4	0	2
47	63	28	24	9	1	0	1
Webster	<u>10,359</u>	<u>3,671</u>	<u>4,617</u>	<u>1,446</u>	<u>355</u>	<u>54</u>	<u>216</u>
GRAND TOTAL:	<u>10,359</u>	<u>3,671</u>	<u>4,617</u>	<u>1,446</u>	<u>355</u>	<u>54</u>	<u>216</u>

TOWN OF WEBSTER  
TOWN JUSTICE

LEGISLATIVE DISTRICT OR TOWN	TOTAL VOTES	CHRISTINE B SEPPELER DEM	CHRISTINE B SEPPELER REP	CHRISTINE B SEPPELER CON	CHRISTINE B SEPPELER WOR	SCATTER	BLANK AND VOID
Webster							
1	214	93	82	19	9	0	11
2	219	108	68	22	11	1	9
3	272	130	85	36	9	0	12
4	99	46	29	11	8	0	5
5	222	85	82	26	13	0	16
6	159	66	65	20	3	0	5
7	246	100	94	26	7	0	19
8	199	72	76	33	11	0	7
9	214	69	90	39	7	1	8
10	481	152	211	78	18	0	22
11	229	77	104	26	11	1	10
12	313	114	123	43	10	0	23
13	184	83	62	20	4	0	15
14	205	103	68	24	3	0	7
15	154	58	59	15	10	0	12
16	250	108	85	41	4	1	11
17	205	66	91	29	7	0	12
18	128	63	35	18	4	0	8
19	141	48	55	23	3	1	11
20	424	149	193	54	6	0	22
21	256	99	99	34	8	2	14
22	231	83	96	29	9	1	13
23	213	96	67	32	4	0	14
24	604	226	229	83	31	1	34
25	270	120	94	30	8	1	17
26	232	86	95	34	4	1	12
27	368	151	141	48	10	0	18
28	214	75	88	33	7	1	10
29	147	65	57	18	0	0	7
30	90	38	35	8	5	0	4
31	223	71	99	41	3	1	8
32	311	126	125	39	10	0	11
33	227	94	79	37	5	0	12
34	120	48	48	19	1	0	4
35	148	63	48	25	3	0	9
36	161	56	74	18	3	0	10
37	368	138	151	40	11	1	27
38	207	101	70	19	6	0	11
39	217	113	75	20	1	0	8
40	101	64	19	10	1	0	7
41	364	149	134	54	11	0	16
42	241	87	98	37	7	0	12
43	174	63	73	22	2	0	14

TOWN OF WEBSTER  
TOWN JUSTICE

LEGISLATIVE DISTRICT OR TOWN	TOTAL VOTES	CHRISTINE B SEPPELER DEM	CHRISTINE B SEPPELER REP	CHRISTINE B SEPPELER CON	CHRISTINE B SEPPELER WOR	SCATTER	BLANK AND VOID
Webster							
44	152	53	76	16	2	0	5
45	22	8	10	3	1	0	0
46	77	31	33	10	3	0	0
47	63	38	17	6	1	0	1
Webster	<u>10,359</u>	<u>4,132</u>	<u>3,987</u>	<u>1,368</u>	<u>315</u>	<u>14</u>	<u>543</u>
GRAND TOTAL:	<u>10,359</u>	<u>4,132</u>	<u>3,987</u>	<u>1,368</u>	<u>315</u>	<u>14</u>	<u>543</u>



TOWN OF WEBSTER  
MEMBER OF TOWN COUNCIL  
(VOTE FOR 2)

LEGISLATIVE DISTRICT OR TOWN	TOTAL VOTES	CANDICE M HARVEY DEM	GARRETT J WAGNER DEM	JOHN J CAHILL REP	JENNIFER S WRIGHT REP	JOHN J CAHILL CON	JENNIFER S WRIGHT CON	SCATTER	BLANK AND VOID
Webster									
1	428	95	81	87	87	20	28	0	30
2	438	120	116	68	60	18	24	0	32
3	544	141	117	91	90	36	40	0	29
4	198	52	43	29	28	11	15	1	19
5	444	98	85	87	90	24	28	4	28
6	318	71	64	66	60	20	21	0	16
7	492	104	86	102	96	28	29	0	47
8	398	76	76	80	77	35	31	0	23
9	428	83	74	88	85	37	39	0	22
10	962	167	146	216	220	76	79	2	56
11	458	85	83	105	100	27	24	0	34
12	626	123	114	128	123	47	49	1	41
13	368	92	80	68	61	18	23	2	24
14	410	112	105	60	65	21	25	4	18
15	308	68	63	70	61	13	15	0	18
16	500	113	103	90	92	41	39	0	22
17	410	66	59	103	93	31	33	0	25
18	256	70	62	34	33	19	20	0	18
19	282	46	46	62	57	21	22	2	26
20	848	157	135	188	179	57	63	0	69
21	512	117	102	106	99	28	31	0	29
22	462	92	73	99	99	31	33	2	33
23	426	99	97	76	66	29	32	0	27
24	1,208	249	217	240	233	84	93	1	91
25	540	130	107	94	99	28	35	0	47
26	464	87	77	104	98	33	36	0	29
27	736	153	127	153	148	45	54	0	56
28	428	79	81	94	86	33	35	0	20
29	294	66	55	62	59	18	20	0	14
30	180	44	39	36	30	8	10	0	13
31	446	75	71	96	91	44	44	1	24
32	622	125	119	128	123	44	47	2	34
33	454	98	91	90	79	33	39	0	24
34	240	47	38	52	50	19	17	0	17
35	296	76	62	49	53	20	24	0	12
36	322	59	55	78	74	22	19	1	14
37	736	163	143	152	148	39	39	2	50
38	414	106	92	79	66	19	23	0	29
39	434	108	99	86	73	18	19	0	31
40	202	64	55	25	23	8	9	0	18
41	728	152	147	141	141	49	55	0	43
42	482	94	80	100	102	34	38	2	32
43	348	72	62	74	73	22	23	0	22

TOWN OF WEBSTER  
MEMBER OF TOWN COUNCIL  
(VOTE FOR 2)

LEGISLATIVE DISTRICT OR TOWN	TOTAL VOTES	CANDICE M HARVEY DEM	GARRETT J WAGNER DEM	JOHN J CAHILL REP	JENNIFER S WRIGHT REP	JOHN J CAHILL CON	JENNIFER S WRIGHT CON	SCATTER	BLANK AND VOID
Webster									
44	304	57	51	74	71	16	18	0	17
45	44	8	9	10	8	3	3	0	3
46	154	33	26	35	31	11	10	0	8
47	126	36	32	19	16	7	8	0	8
Webster	<u>20,718</u>	<u>4,428</u>	<u>3,945</u>	<u>4,174</u>	<u>3,996</u>	<u>1,345</u>	<u>1,461</u>	<u>27</u>	<u>1,342</u>
GRAND TOTAL:	<u>20,718</u>	<u>4,428</u>	<u>3,945</u>	<u>4,174</u>	<u>3,996</u>	<u>1,345</u>	<u>1,461</u>	<u>27</u>	<u>1,342</u>

TOWN OF WHEATLAND  
TOWN SUPERVISOR

LEGISLATIVE DISTRICT OR TOWN	TOTAL VOTES	JIM KIRCH  REP	LINDA M DOBSON  CON	SCATTER	BLANK AND VOID
Wheatland					
1	255	117	120	1	17
2	239	110	105	1	23
3	285	135	125	0	25
4	216	107	83	1	25
5	311	204	93	1	13
Wheatland	<u>1,306</u>	<u>673</u>	<u>526</u>	<u>4</u>	<u>103</u>
GRAND TOTAL:	<u><u>1,306</u></u>	<u><u>673</u></u>	<u><u>526</u></u>	<u><u>4</u></u>	<u><u>103</u></u>

TOWN OF WHEATLAND  
TOWN CLERK

LEGISLATIVE DISTRICT OR TOWN	TOTAL VOTES	LAURIE B CZAPRANSKI  REP	LAURIE B CZAPRANSKI  CON	SCATTER	BLANK AND VOID
Wheatland					
1	255	119	91	2	43
2	239	115	79	2	43
3	285	136	93	3	53
4	216	122	54	2	38
5	311	196	80	2	33
Wheatland	<u>1,306</u>	<u>688</u>	<u>397</u>	<u>11</u>	<u>210</u>
GRAND TOTAL:	<u><u>1,306</u></u>	<u><u>688</u></u>	<u><u>397</u></u>	<u><u>11</u></u>	<u><u>210</u></u>

TOWN OF WHEATLAND  
MEMBER OF TOWN COUNCIL  
(VOTE FOR 2)

LEGISLATIVE DISTRICT OR TOWN	TOTAL VOTES	TINA V STEVENS REP	CARL L SCHOENTHAL REP	TINA V STEVENS CON	CARL L SCHOENTHAL CON	SCATTER	BLANK AND VOID
Wheatland							
1	510	96	101	71	77	41	124
2	478	94	92	73	64	32	123
3	570	100	92	85	80	44	169
4	432	81	87	47	45	52	120
5	622	134	145	59	63	96	125
Wheatland	<u>2,612</u>	<u>505</u>	<u>517</u>	<u>335</u>	<u>329</u>	<u>265</u>	<u>661</u>
GRAND TOTAL:	<u><u>2,612</u></u>	<u><u>505</u></u>	<u><u>517</u></u>	<u><u>335</u></u>	<u><u>329</u></u>	<u><u>265</u></u>	<u><u>661</u></u>

TOWN/VILLAGE OF EAST ROCHESTER  
VILLAGE MAYOR

LEGISLATIVE DISTRICT OR TOWN	TOTAL VOTES	JOHN R ALFIERI  REP	JOHN R ALFIERI  CON	SCATTER	BLANK AND VOID
East Rochester					
1	180	89	32	1	58
2	200	112	30	3	55
3	225	132	38	2	53
4	147	84	18	2	43
5	159	87	24	3	45
6	257	117	40	5	95
7	185	100	28	3	54
East Rochester	<u>1,353</u>	<u>721</u>	<u>210</u>	<u>19</u>	<u>403</u>
GRAND TOTAL:	<u><u>1,353</u></u>	<u><u>721</u></u>	<u><u>210</u></u>	<u><u>19</u></u>	<u><u>403</u></u>

TOWN/VILLAGE OF EAST ROCHESTER  
VILLAGE TRUSTEE  
(VOTE FOR 2)

LEGISLATIVE DISTRICT OR TOWN	TOTAL VOTES	MARK D MCDERMOTT	CHAD M WOODWORTH	WENDY E MCDERMOTT	DEBORAH E HERB	WENDY E MCDERMOTT	DEBORAH E HERB	CHAD M WOODWORTH	SCATTER	BLANK AND VOID
		DEM	DEM	REP	REP	CON	CON	WOR		
East Rochester										
1	360	100	86	58	54	21	23	6	0	12
2	400	116	91	53	61	22	23	19	0	15
3	450	102	95	92	88	27	28	4	1	13
4	294	90	73	42	46	8	7	13	0	15
5	318	83	67	53	56	18	22	10	1	8
6	514	167	138	63	71	21	25	10	0	19
7	370	100	82	62	65	18	14	11	0	18
East Rochester	<u>2,706</u>	<u>758</u>	<u>632</u>	<u>423</u>	<u>441</u>	<u>135</u>	<u>142</u>	<u>73</u>	<u>2</u>	<u>100</u>
GRAND TOTAL:	<u><u>2,706</u></u>	<u><u>758</u></u>	<u><u>632</u></u>	<u><u>423</u></u>	<u><u>441</u></u>	<u><u>135</u></u>	<u><u>142</u></u>	<u><u>73</u></u>	<u><u>2</u></u>	<u><u>100</u></u>

VILLAGE OF FAIRPORT  
 VILLAGE TRUSTEE  
 (VOTE FOR 2)

LEGISLATIVE DISTRICT OR TOWN	TOTAL VOTES	EMILY E MISCHLER DEM	HEIDI M WOIKA DEM	ROBERT J CANTWELL REP	ROBERT J CANTWELL CON	SCATTER	BLANK AND VOID
Perinton							
4	490	135	129	93	25	0	108
5	240	61	63	50	12	0	54
6	476	147	137	88	21	2	81
7	670	185	183	137	34	1	130
14	522	146	138	110	29	1	98
25	400	115	104	94	14	1	72
38	726	189	182	155	34	2	164
Perinton	<u>3,524</u>	<u>978</u>	<u>936</u>	<u>727</u>	<u>169</u>	<u>7</u>	<u>707</u>
GRAND TOTAL:	<u>3,524</u>	<u>978</u>	<u>936</u>	<u>727</u>	<u>169</u>	<u>7</u>	<u>707</u>



PROPOSAL NUMBER ONE  
AN AMENDMENT  
REMOVAL OF SMALL CITY SCHOOL DISTRICTS FROM SPECIAL CONSTITUTIONAL DEBT LIMITATION  
SUMMARY

LEGISLATIVE DISTRICT OR TOWN	TOTAL VOTES	YES	NO	BLANK AND VOID
Leg. Dist. 04	0	0	0	0
Leg. Dist. 16	8	6	0	2
Leg. Dist. 17	2,027	1,409	441	177
Leg. Dist. 21	1,795	1,066	469	260
Leg. Dist. 22	1,265	686	309	270
Leg. Dist. 23	4,358	3,060	866	432
Leg. Dist. 24	2,034	1,488	354	192
Leg. Dist. 25	1,723	1,045	374	304
Leg. Dist. 26	2,049	1,229	625	195
Leg. Dist. 27	2,293	1,422	559	312
Leg. Dist. 28	1,118	586	335	197
Leg. Dist. 29	1,615	907	427	281
CITY	20,285	12,904	4,759	2,622
Brighton	8,549	5,820	1,805	924
Chili	6,450	3,555	2,300	595
Clarkson	1,221	630	495	96
East Rochester	1,353	825	404	124
Gates	5,719	3,071	2,042	606
Greece	16,015	8,711	5,801	1,503
Hamlin	1,657	816	680	161
Henrietta	8,964	5,309	2,836	819
Irondequoit	13,579	7,923	4,316	1,340
Mendon	2,658	1,520	927	211
Ogden	4,354	2,300	1,640	414
Parma	3,115	1,584	1,286	245
Penfield	10,591	6,322	3,317	952
Perinton	14,130	8,690	4,369	1,071
Pittsford	8,767	5,670	2,373	724
Riga	1,399	697	578	124
Rush	1,350	749	487	114
Sweden	1,963	1,109	689	165
Webster	10,359	5,925	3,627	807
Wheatland	1,306	663	522	121
TOWNS	123,499	71,889	40,494	11,116
GRAND TOTAL:	143,784	84,793	45,253	13,738

PROPOSAL NUMBER ONE  
 AN AMENDMENT  
 REMOVAL OF SMALL CITY SCHOOL DISTRICTS FROM SPECIAL CONSTITUTIONAL DEBT LIMITATION  
 DETAIL

LEGISLATIVE DISTRICT OR TOWN	TOTAL VOTES	YES	NO	BLANK AND VOID
Leg. Dist. 04				
1	0	0	0	0
Leg. Dist. 04	0	0	0	0
Leg. Dist. 16				
1	8	6	0	2
Leg. Dist. 16	8	6	0	2
Leg. Dist. 17				
1	99	79	15	5
2	44	35	6	3
3	11	6	5	0
4	180	116	35	29
5	47	29	12	6
6	66	44	18	4
7	183	128	34	21
8	17	13	2	2
9	8	4	3	1
10	78	57	18	3
11	176	128	33	15
12	290	180	77	33
13	155	99	50	6
14	240	174	56	10
15	261	194	48	19
16	135	102	19	14
17	37	21	10	6
Leg. Dist. 17	2,027	1,409	441	177
Leg. Dist. 21				
1	67	42	13	12
2	64	35	14	15
3	69	47	14	8
4	81	42	18	21
5	34	26	7	1
6	104	61	32	11
7	31	16	7	8
8	159	97	32	30
9	108	72	27	9
10	64	37	15	12
11	26	11	8	7
12	77	33	34	10
13	85	58	20	7
14	98	61	27	10
15	63	38	18	7
16	49	36	8	5
17	42	23	12	7
18	43	24	12	7
19	11	8	2	1
20	10	5	3	2
21	35	20	4	11
22	82	41	30	11

PROPOSAL NUMBER ONE  
 AN AMENDMENT  
 REMOVAL OF SMALL CITY SCHOOL DISTRICTS FROM SPECIAL CONSTITUTIONAL DEBT LIMITATION  
 DETAIL

LEGISLATIVE DISTRICT OR TOWN	TOTAL VOTES	YES	NO	BLANK AND VOID
23	61	39	16	6
24	31	18	10	3
25	95	61	23	11
26	3	3	0	0
27	7	6	1	0
28	8	3	4	1
29	29	20	6	3
30	2	2	0	0
31	72	42	23	7
32	0	0	0	0
33	57	27	20	10
34	28	12	9	7
Leg. Dist. 21	1,795	1,066	469	260
Leg. Dist. 22				
1	68	38	19	11
2	9	2	3	4
3	60	19	13	28
4	45	16	6	23
5	31	16	7	8
6	42	21	7	14
7	16	9	6	1
8	51	24	16	11
9	28	16	7	5
10	45	24	13	8
11	87	51	23	13
12	43	19	9	15
13	29	9	9	11
14	42	24	9	9
15	11	6	3	2
16	21	18	2	1
17	16	5	8	3
18	19	14	4	1
19	13	5	7	1
20	68	20	22	26
21	25	11	6	8
22	45	28	10	7
23	33	17	7	9
24	11	9	1	1
25	163	102	42	19
26	66	50	9	7
27	56	31	13	12
28	7	3	2	2
29	0	0	0	0
30	19	13	3	3
31	0	0	0	0
32	0	0	0	0
33	43	29	13	1
34	35	27	4	4

PROPOSAL NUMBER ONE  
AN AMENDMENT  
REMOVAL OF SMALL CITY SCHOOL DISTRICTS FROM SPECIAL CONSTITUTIONAL DEBT LIMITATION  
DETAIL

LEGISLATIVE DISTRICT OR TOWN	TOTAL VOTES	YES	NO	BLANK AND VOID
35	0	0	0	0
36	3	1	1	1
37	13	8	4	1
38	2	1	1	0
Leg. Dist. 22	1,265	686	309	270
Leg. Dist. 23				
1	75	57	15	3
2	95	64	18	13
3	85	55	21	9
4	230	167	48	15
5	60	38	15	7
6	72	47	18	7
7	164	125	23	16
8	142	96	36	10
9	102	64	20	18
10	112	77	26	9
11	146	95	40	11
12	213	153	42	18
13	143	85	27	31
14	116	80	27	9
15	108	67	29	12
16	195	143	33	19
17	191	143	34	14
18	148	113	27	8
19	110	73	24	13
20	122	90	15	17
21	10	6	2	2
22	0	0	0	0
23	4	0	4	0
24	0	0	0	0
25	150	112	28	10
26	136	95	26	15
27	158	117	27	14
28	240	177	37	26
29	88	62	19	7
30	192	147	34	11
31	219	170	32	17
32	176	89	43	44
33	146	107	27	12
34	129	91	29	9
35	81	55	20	6
Leg. Dist. 23	4,358	3,060	866	432
Leg. Dist. 24				
1	237	182	31	24
2	124	91	22	11
3	137	103	21	13
4	0	0	0	0
5	67	54	10	3

PROPOSAL NUMBER ONE  
AN AMENDMENT  
REMOVAL OF SMALL CITY SCHOOL DISTRICTS FROM SPECIAL CONSTITUTIONAL DEBT LIMITATION  
DETAIL

LEGISLATIVE DISTRICT OR TOWN	TOTAL VOTES	YES	NO	BLANK AND VOID
6	83	62	15	6
7	61	44	12	5
8	122	93	21	8
9	95	62	18	15
10	29	10	11	8
11	18	11	2	5
12	160	118	26	16
13	157	106	39	12
14	14	7	6	1
15	10	9	1	0
16	19	15	1	3
17	34	26	4	4
18	51	37	11	3
19	78	61	11	6
20	8	7	1	0
21	1	0	1	0
22	1	1	0	0
23	67	51	13	3
24	82	65	10	7
25	64	48	8	8
26	25	19	5	1
27	12	11	1	0
28	14	11	2	1
29	57	42	13	2
30	24	17	6	1
31	58	43	6	9
32	99	65	22	12
33	15	8	2	5
34	11	9	2	0
Leg. Dist. 24	2,034	1,488	354	192
Leg. Dist. 25				
1	147	94	36	17
2	74	45	14	15
3	126	68	28	30
4	36	30	3	3
5	62	32	16	14
6	16	8	8	0
7	88	52	25	11
8	81	46	27	8
9	31	14	10	7
10	102	71	19	12
11	34	11	11	12
12	45	23	11	11
13	62	30	15	17
14	44	30	4	10
15	94	51	23	20
16	68	57	5	6
17	57	35	18	4

PROPOSAL NUMBER ONE  
 AN AMENDMENT  
 REMOVAL OF SMALL CITY SCHOOL DISTRICTS FROM SPECIAL CONSTITUTIONAL DEBT LIMITATION  
 DETAIL

LEGISLATIVE DISTRICT OR TOWN	TOTAL VOTES	YES	NO	BLANK AND VOID
18	6	5	0	1
19	91	66	15	10
20	7	7	0	0
21	30	15	4	11
22	162	97	29	36
23	41	23	10	8
24	23	17	2	4
25	0	0	0	0
26	8	8	0	0
27	62	25	14	23
28	72	46	15	11
29	49	35	11	3
30	3	3	0	0
31	2	1	1	0
Leg. Dist. 25	1,723	1,045	374	304
Leg. Dist. 26				
1	233	139	78	16
2	63	34	21	8
3	72	40	21	11
4	95	61	31	3
5	87	46	30	11
6	69	35	25	9
7	108	68	32	8
8	47	27	11	9
9	103	61	33	9
10	135	90	37	8
11	148	90	45	13
12	97	58	32	7
13	89	55	28	6
14	216	139	56	21
15	113	55	35	23
16	45	27	13	5
17	85	51	28	6
18	37	26	9	2
19	130	80	39	11
20	77	47	21	9
21	0	0	0	0
Leg. Dist. 26	2,049	1,229	625	195
Leg. Dist. 27				
1	144	78	47	19
2	175	101	50	24
3	88	57	21	10
4	144	91	42	11
5	137	89	28	20
6	106	56	24	26
7	132	83	36	13
8	158	111	27	20
9	145	93	35	17

PROPOSAL NUMBER ONE  
AN AMENDMENT  
REMOVAL OF SMALL CITY SCHOOL DISTRICTS FROM SPECIAL CONSTITUTIONAL DEBT LIMITATION  
DETAIL

LEGISLATIVE DISTRICT OR TOWN	TOTAL VOTES	YES	NO	BLANK AND VOID
10	143	95	31	17
11	86	54	24	8
12	107	66	27	14
13	72	41	20	11
14	113	60	28	25
15	137	96	32	9
16	92	56	15	21
17	138	85	33	20
18	64	40	14	10
19	70	46	12	12
20	42	24	13	5
21	0	0	0	0
Leg. Dist. 27	2,293	1,422	559	312
Leg. Dist. 28				
1	15	7	5	3
2	41	21	11	9
3	58	25	21	12
4	49	27	11	11
5	105	57	31	17
6	59	40	7	12
7	18	9	5	4
8	40	21	13	6
9	37	24	9	4
10	44	25	11	8
11	60	29	17	14
12	24	11	12	1
13	64	40	21	3
14	3	1	0	2
15	0	0	0	0
16	27	17	5	5
17	15	13	2	0
18	27	11	10	6
19	20	13	6	1
20	78	33	28	17
21	177	92	50	35
22	83	33	32	18
23	42	26	13	3
24	10	4	2	4
25	5	1	4	0
26	17	6	9	2
27	0	0	0	0
Leg. Dist. 28	1,118	586	335	197
Leg. Dist. 29				
1	7	2	5	0
2	84	39	29	16
3	58	45	6	7
4	24	10	11	3
5	73	36	25	12

PROPOSAL NUMBER ONE  
 AN AMENDMENT  
 REMOVAL OF SMALL CITY SCHOOL DISTRICTS FROM SPECIAL CONSTITUTIONAL DEBT LIMITATION  
 DETAIL

LEGISLATIVE DISTRICT OR TOWN	TOTAL VOTES	YES	NO	BLANK AND VOID
6	61	32	22	7
7	35	19	12	4
8	68	32	19	17
9	22	17	2	3
10	37	25	8	4
11	89	52	22	15
12	62	36	12	14
13	42	20	9	13
14	29	13	8	8
15	29	15	8	6
16	2	0	0	2
17	14	11	1	2
18	7	5	1	1
19	13	6	4	3
20	31	21	3	7
21	106	60	38	8
22	31	17	6	8
23	78	47	21	10
24	73	44	22	7
25	54	36	14	4
26	132	85	30	17
27	63	41	17	5
28	90	50	30	10
29	6	4	2	0
30	32	22	5	5
31	145	55	28	62
32	18	10	7	1
Leg. Dist. 29	<u>1,615</u>	<u>907</u>	<u>427</u>	<u>281</u>
CITY	20,285	12,904	4,759	2,622
Brighton				
1	237	167	42	28
2	137	81	42	14
3	74	49	12	13
4	227	162	43	22
5	224	160	42	22
6	278	189	66	23
7	161	98	48	15
8	202	118	53	31
9	194	122	43	29
10	249	164	49	36
11	254	175	57	22
12	280	209	46	25
13	157	111	32	14
14	141	93	33	15
15	176	127	38	11
16	133	72	33	28
17	121	88	16	17
18	183	119	37	27



PROPOSAL NUMBER ONE  
 AN AMENDMENT  
 REMOVAL OF SMALL CITY SCHOOL DISTRICTS FROM SPECIAL CONSTITUTIONAL DEBT LIMITATION  
 DETAIL

LEGISLATIVE DISTRICT OR TOWN	TOTAL VOTES	YES	NO	BLANK AND VOID
19	146	97	38	11
20	121	82	32	7
21	171	112	40	19
22	222	161	37	24
23	167	127	28	12
24	228	139	46	43
25	187	144	30	13
26	135	90	30	15
27	157	100	43	14
28	242	166	56	20
29	107	74	23	10
30	338	246	48	44
31	196	148	29	19
32	241	171	45	25
33	219	165	39	15
34	212	142	52	18
35	168	114	35	19
36	116	76	28	12
37	197	135	45	17
38	191	135	42	14
39	176	125	40	11
40	352	222	80	50
41	171	124	32	15
42	77	42	21	14
43	159	105	38	16
44	45	25	16	4
45	99	66	23	10
46	128	86	21	21
47	94	60	19	15
48	13	7	6	0
49	0	0	0	0
50	42	26	11	5
51	4	4	0	0
52	0	0	0	0
Brighton	8,549	5,820	1,805	924
Chili				
1	142	78	52	12
2	254	104	135	15
3	222	125	74	23
4	125	72	44	9
5	172	102	59	11
6	171	98	62	11
7	106	65	33	8
8	180	97	56	27
9	204	108	73	23
10	103	63	32	8
11	227	132	80	15
12	182	99	68	15

PROPOSAL NUMBER ONE  
AN AMENDMENT  
REMOVAL OF SMALL CITY SCHOOL DISTRICTS FROM SPECIAL CONSTITUTIONAL DEBT LIMITATION  
DETAIL

LEGISLATIVE DISTRICT OR TOWN	TOTAL VOTES	YES	NO	BLANK AND VOID
13	284	147	119	18
14	210	131	61	18
15	151	84	49	18
16	392	214	139	39
17	534	291	185	58
18	183	94	70	19
19	153	93	54	6
20	261	140	87	34
21	126	62	47	17
22	210	121	64	25
23	154	90	49	15
24	361	205	129	27
25	131	74	37	20
26	240	113	105	22
27	161	98	53	10
28	140	78	45	17
29	146	80	51	15
30	73	45	23	5
31	199	117	67	15
32	182	104	66	12
33	24	8	12	4
34	32	16	15	1
35	15	7	5	3
Chili	6,450	3,555	2,300	595
Clarkson				
1	297	157	113	27
2	25	13	12	0
3	153	97	45	11
4	291	127	145	19
5	318	169	128	21
6	137	67	52	18
Clarkson	1,221	630	495	96
East Rochester				
1	180	107	51	22
2	200	123	60	17
3	225	137	70	18
4	147	95	37	15
5	159	101	43	15
6	257	151	83	23
7	185	111	60	14
East Rochester	1,353	825	404	124
Gates				
1	74	45	24	5
2	164	81	63	20
3	141	65	50	26
4	164	88	53	23
5	213	136	59	18
6	168	84	71	13

PROPOSAL NUMBER ONE  
AN AMENDMENT  
REMOVAL OF SMALL CITY SCHOOL DISTRICTS FROM SPECIAL CONSTITUTIONAL DEBT LIMITATION  
DETAIL

LEGISLATIVE DISTRICT OR TOWN	TOTAL VOTES	YES	NO	BLANK AND VOID
7	410	227	140	43
8	137	74	51	12
9	148	83	47	18
10	110	62	41	7
11	116	62	37	17
12	34	22	6	6
13	138	78	39	21
14	107	59	42	6
15	232	120	81	31
16	150	75	63	12
17	139	72	47	20
18	218	101	94	23
19	168	86	71	11
20	60	33	23	4
21	156	80	55	21
22	135	79	47	9
23	166	88	65	13
24	385	223	126	36
25	101	49	43	9
26	224	127	73	24
27	198	110	62	26
28	126	67	48	11
29	146	87	46	13
30	108	53	41	14
31	144	63	62	19
32	147	83	52	12
33	59	34	22	3
34	140	59	64	17
35	107	61	32	14
36	48	20	21	7
37	28	14	11	3
38	78	41	28	9
39	98	55	35	8
40	34	25	7	2
Gates	5,719	3,071	2,042	606
Greece				
1	143	76	59	8
2	201	99	82	20
3	97	56	34	7
4	112	55	50	7
5	91	50	27	14
6	84	45	29	10
7	111	56	41	14
8	98	46	25	27
9	107	54	31	22
10	97	40	29	28
11	52	30	18	4
12	65	27	34	4

PROPOSAL NUMBER ONE  
 AN AMENDMENT  
 REMOVAL OF SMALL CITY SCHOOL DISTRICTS FROM SPECIAL CONSTITUTIONAL DEBT LIMITATION  
 DETAIL

LEGISLATIVE DISTRICT OR TOWN	TOTAL VOTES	YES	NO	BLANK AND VOID
13	116	62	44	10
14	82	52	27	3
15	130	69	48	13
16	105	54	42	9
17	196	112	72	12
18	156	90	58	8
19	120	64	45	11
20	109	60	35	14
21	135	70	52	13
22	99	60	32	7
23	179	105	53	21
24	204	120	64	20
25	103	52	39	12
26	89	47	36	6
27	220	126	71	23
28	183	85	86	12
29	125	69	48	8
30	84	45	31	8
31	112	65	40	7
32	101	64	29	8
33	168	94	64	10
34	194	96	78	20
35	145	80	56	9
36	161	82	61	18
37	106	53	42	11
38	86	45	32	9
39	86	46	29	11
40	97	44	41	12
41	153	83	60	10
42	118	73	40	5
43	177	107	55	15
44	218	129	72	17
45	231	110	106	15
46	79	47	27	5
47	143	86	45	12
48	82	48	28	6
49	108	61	41	6
50	122	66	49	7
51	73	35	29	9
52	189	91	81	17
53	90	56	27	7
54	179	81	70	28
55	97	53	37	7
56	152	106	43	3
57	118	71	42	5
58	199	113	66	20
59	57	35	18	4
60	119	72	40	7

PROPOSAL NUMBER ONE  
AN AMENDMENT  
REMOVAL OF SMALL CITY SCHOOL DISTRICTS FROM SPECIAL CONSTITUTIONAL DEBT LIMITATION  
DETAIL

LEGISLATIVE DISTRICT OR TOWN	TOTAL VOTES	YES	NO	BLANK AND VOID
61	65	30	31	4
62	154	73	63	18
63	104	62	28	14
64	119	65	46	8
65	193	115	51	27
66	58	32	25	1
67	127	61	58	8
68	156	83	61	12
69	107	65	35	7
70	489	227	176	86
71	187	109	58	20
72	201	116	66	19
73	65	42	17	6
74	105	54	41	10
75	95	47	39	9
76	147	73	65	9
77	149	91	39	19
78	85	48	32	5
79	319	152	135	32
80	215	108	82	25
81	100	52	38	10
82	123	73	40	10
83	52	32	16	4
84	169	84	67	18
85	192	107	66	19
86	184	103	57	24
87	56	35	18	3
88	213	145	55	13
89	112	52	48	12
90	205	109	79	17
91	307	169	109	29
92	213	107	85	21
93	171	78	75	18
94	115	68	40	7
95	83	45	31	7
96	33	18	11	4
97	287	172	87	28
98	200	121	68	11
99	47	23	20	4
100	230	138	71	21
101	88	49	27	12
102	226	130	79	17
103	188	101	73	14
104	93	52	32	9
105	228	119	92	17
106	153	79	61	13
107	106	49	43	14
108	144	78	52	14

PROPOSAL NUMBER ONE  
AN AMENDMENT  
REMOVAL OF SMALL CITY SCHOOL DISTRICTS FROM SPECIAL CONSTITUTIONAL DEBT LIMITATION  
DETAIL

LEGISLATIVE DISTRICT OR TOWN	TOTAL VOTES	YES	NO	BLANK AND VOID
109	200	117	71	12
110	126	66	52	8
111	56	24	19	13
112	35	23	11	1
113	0	0	0	0
114	69	38	23	8
115	123	70	44	9
116	144	82	45	17
117	86	49	34	3
118	65	33	24	8
Greece	<u>16,015</u>	<u>8,711</u>	<u>5,801</u>	<u>1,503</u>
Hamlin				
1	142	72	59	11
2	174	99	60	15
3	177	79	75	23
4	124	63	53	8
5	165	78	71	16
6	164	82	62	20
7	265	126	118	21
8	120	56	55	9
9	101	47	44	10
10	<u>225</u>	<u>114</u>	<u>83</u>	<u>28</u>
Hamlin	<u>1,657</u>	<u>816</u>	<u>680</u>	<u>161</u>
Henrietta				
1	290	157	105	28
2	208	121	64	23
3	92	62	25	5
4	231	135	79	17
5	222	120	78	24
6	194	108	63	23
7	216	136	63	17
8	209	128	52	29
9	151	91	47	13
10	221	134	62	25
11	154	83	57	14
12	197	114	69	14
13	321	200	95	26
14	169	97	60	12
15	304	184	85	35
16	114	62	42	10
17	272	160	85	27
18	248	138	79	31
19	177	113	52	12
20	3	1	2	0
21	168	103	53	12
22	379	238	114	27
23	202	133	50	19
24	230	138	78	14

PROPOSAL NUMBER ONE  
AN AMENDMENT  
REMOVAL OF SMALL CITY SCHOOL DISTRICTS FROM SPECIAL CONSTITUTIONAL DEBT LIMITATION  
DETAIL

LEGISLATIVE DISTRICT OR TOWN	TOTAL VOTES	YES	NO	BLANK AND VOID
25	213	118	66	29
26	504	300	164	40
27	358	193	125	40
28	294	154	112	28
29	653	377	223	53
30	190	121	57	12
31	175	101	59	15
32	412	298	77	37
33	142	82	51	9
34	136	90	34	12
35	272	134	110	28
36	324	202	101	21
37	319	183	98	38
Henrietta	8,964	5,309	2,836	819
Irondequoit				
1	266	140	105	21
2	165	100	48	17
3	233	123	86	24
4	93	62	26	5
5	157	95	46	16
6	364	212	116	36
7	349	196	117	36
8	246	142	80	24
9	223	128	69	26
10	233	146	66	21
11	112	66	40	6
12	159	108	41	10
13	289	186	80	23
14	299	164	110	25
15	309	178	97	34
16	421	263	116	42
17	148	93	43	12
18	212	125	67	20
19	206	136	53	17
20	215	120	69	26
21	220	132	71	17
22	263	158	80	25
23	187	108	59	20
24	203	124	64	15
25	187	109	65	13
26	107	71	30	6
27	162	92	59	11
28	208	104	83	21
29	145	91	40	14
30	234	139	64	31
31	285	162	96	27
32	209	134	56	19
33	166	92	55	19

PROPOSAL NUMBER ONE  
AN AMENDMENT  
REMOVAL OF SMALL CITY SCHOOL DISTRICTS FROM SPECIAL CONSTITUTIONAL DEBT LIMITATION  
DETAIL

LEGISLATIVE DISTRICT OR TOWN	TOTAL VOTES	YES	NO	BLANK AND VOID
34	325	206	94	25
35	128	81	39	8
36	34	24	5	5
37	142	68	55	19
38	87	52	24	11
39	8	4	3	1
40	191	109	65	17
41	181	99	71	11
42	282	155	96	31
43	137	88	36	13
44	479	260	166	53
45	128	70	41	17
46	198	103	78	17
47	86	48	23	15
48	174	94	62	18
49	338	190	110	38
50	84	41	30	13
51	312	190	97	25
52	175	100	54	21
53	188	107	61	20
54	64	36	20	8
55	218	128	55	35
56	135	80	44	11
57	279	167	86	26
58	242	154	69	19
59	166	97	50	19
60	223	133	70	20
61	258	143	93	22
62	274	164	74	36
63	167	87	64	16
64	76	49	18	9
65	105	59	31	15
66	57	29	15	13
67	126	69	45	12
68	173	104	54	15
69	36	24	10	2
70	20	8	9	3
71	8	4	2	2
Irondequoit	13,579	7,923	4,316	1,340
Mendon				
1	354	201	129	24
2	329	200	88	41
3	357	184	144	29
4	250	153	79	18
5	332	192	119	21
6	315	160	129	26
7	317	190	107	20
8	127	72	48	7



PROPOSAL NUMBER ONE  
 AN AMENDMENT  
 REMOVAL OF SMALL CITY SCHOOL DISTRICTS FROM SPECIAL CONSTITUTIONAL DEBT LIMITATION  
 DETAIL

LEGISLATIVE DISTRICT OR TOWN	TOTAL VOTES	YES	NO	BLANK AND VOID
9	277	168	84	25
Mendon	2,658	1,520	927	211
Ogden				
1	210	102	91	17
2	195	111	62	22
3	310	175	102	33
4	194	110	63	21
5	199	96	84	19
6	229	118	77	34
7	162	67	76	19
8	197	117	62	18
9	187	101	74	12
10	193	107	67	19
11	204	101	86	17
12	277	141	109	27
13	222	115	84	23
14	172	89	63	20
15	281	151	106	24
16	147	65	65	17
17	177	87	76	14
18	290	166	104	20
19	230	139	76	15
20	278	142	113	23
Ogden	4,354	2,300	1,640	414
Parma				
1	238	133	88	17
2	245	118	106	21
3	149	78	62	9
4	196	92	89	15
5	146	69	62	15
6	100	47	47	6
7	183	88	78	17
8	275	167	86	22
9	210	103	96	11
10	197	111	69	17
11	253	134	108	11
12	189	106	65	18
13	388	180	177	31
14	115	48	56	11
15	231	110	97	24
Parma	3,115	1,584	1,286	245
Penfield				
1	86	45	26	15
2	212	130	63	19
3	268	166	80	22
4	354	187	141	26
5	314	201	89	24
6	236	138	70	28

PROPOSAL NUMBER ONE  
 AN AMENDMENT  
 REMOVAL OF SMALL CITY SCHOOL DISTRICTS FROM SPECIAL CONSTITUTIONAL DEBT LIMITATION  
 DETAIL

LEGISLATIVE DISTRICT OR TOWN	TOTAL VOTES	YES	NO	BLANK AND VOID
7	239	151	59	29
8	84	47	27	10
9	292	189	76	27
10	185	108	59	18
11	125	80	34	11
12	231	142	68	21
13	245	151	64	30
14	312	156	134	22
15	373	226	104	43
16	114	79	29	6
17	267	186	62	19
18	189	120	52	17
19	380	238	103	39
20	265	168	85	12
21	268	170	74	24
22	232	144	64	24
23	364	219	114	31
24	356	196	128	32
25	181	103	66	12
26	131	77	39	15
27	295	178	94	23
28	202	122	66	14
29	264	166	79	19
30	506	279	165	62
31	200	138	46	16
32	80	54	18	8
33	186	113	62	11
34	287	163	91	33
35	364	216	126	22
36	270	171	78	21
37	470	260	166	44
38	163	89	53	21
39	154	94	49	11
40	180	103	61	16
41	330	174	134	22
42	248	139	81	28
43	25	18	7	0
44	0	0	0	0
45	53	23	26	4
46	11	5	5	1
Penfield	10,591	6,322	3,317	952
Perinton				
1	420	252	147	21
2	273	179	71	23
3	212	130	63	19
4	245	147	73	25
5	120	71	43	6
6	238	149	63	26

PROPOSAL NUMBER ONE  
 AN AMENDMENT  
 REMOVAL OF SMALL CITY SCHOOL DISTRICTS FROM SPECIAL CONSTITUTIONAL DEBT LIMITATION  
 DETAIL

LEGISLATIVE DISTRICT OR TOWN	TOTAL VOTES	YES	NO	BLANK AND VOID
7	335	216	91	28
8	238	146	70	22
9	339	199	110	30
10	265	169	82	14
11	147	78	60	9
12	225	144	55	26
13	229	154	54	21
14	261	171	75	15
15	256	162	70	24
16	201	137	46	18
17	217	149	59	9
18	237	163	56	18
19	219	143	64	12
20	217	144	57	16
21	270	163	89	18
22	190	131	45	14
23	384	238	121	25
24	388	224	139	25
25	200	110	65	25
26	14	6	6	2
27	212	125	66	21
28	218	137	59	22
29	147	79	56	12
30	236	150	74	12
31	143	89	41	13
32	215	134	64	17
33	269	173	73	23
34	292	176	95	21
35	249	153	79	17
36	131	80	38	13
37	293	210	69	14
38	363	223	115	25
39	294	169	105	20
40	206	133	56	17
41	143	83	40	20
42	183	104	70	9
43	448	274	138	36
44	193	121	58	14
45	478	284	155	39
46	134	102	25	7
47	166	100	56	10
48	222	120	88	14
49	201	127	63	11
50	22	9	12	1
51	89	50	31	8
52	260	154	84	22
53	229	138	76	15
54	450	260	157	33

PROPOSAL NUMBER ONE  
 AN AMENDMENT  
 REMOVAL OF SMALL CITY SCHOOL DISTRICTS FROM SPECIAL CONSTITUTIONAL DEBT LIMITATION  
 DETAIL

LEGISLATIVE DISTRICT OR TOWN	TOTAL VOTES	YES	NO	BLANK AND VOID
55	110	65	33	12
56	396	226	137	33
57	250	145	90	15
58	132	88	38	6
59	84	48	29	7
60	209	102	93	14
61	123	84	32	7
Perinton	14,130	8,690	4,369	1,071
Pittsford				
1	205	139	54	12
2	229	150	61	18
3	372	262	73	37
4	315	206	80	29
5	213	134	65	14
6	170	118	33	19
7	128	83	40	5
8	212	132	67	13
9	273	179	67	27
10	277	176	75	26
11	227	138	63	26
12	247	153	62	32
13	205	132	60	13
14	285	192	73	20
15	147	75	60	12
16	207	130	49	28
17	305	199	82	24
18	187	119	50	18
19	157	90	58	9
20	270	177	75	18
21	259	185	53	21
22	321	225	69	27
23	219	140	66	13
24	310	207	79	24
25	288	173	84	31
26	260	158	94	8
27	227	155	56	16
28	255	163	68	24
29	245	147	81	17
30	224	149	58	17
31	307	200	86	21
32	324	209	81	34
33	10	8	2	0
34	372	229	111	32
35	59	37	16	6
36	456	301	122	33
Pittsford	8,767	5,670	2,373	724
Riga				
1	286	164	92	30

PROPOSAL NUMBER ONE  
AN AMENDMENT  
REMOVAL OF SMALL CITY SCHOOL DISTRICTS FROM SPECIAL CONSTITUTIONAL DEBT LIMITATION  
DETAIL

LEGISLATIVE DISTRICT OR TOWN	TOTAL VOTES	YES	NO	BLANK AND VOID
2	329	160	152	17
3	167	82	71	14
4	232	116	91	25
5	214	106	89	19
6	171	69	83	19
Riga	1,399	697	578	124
Rush				
1	381	210	136	35
2	247	136	93	18
3	344	198	115	31
4	378	205	143	30
Rush	1,350	749	487	114
Sweden				
1	205	128	58	19
2	67	39	22	6
3	186	98	72	16
4	245	147	78	20
5	44	34	8	2
6	150	87	48	15
7	173	104	61	8
8	190	97	73	20
9	157	103	42	12
10	283	138	122	23
11	62	30	26	6
12	201	104	79	18
Sweden	1,963	1,109	689	165
Webster				
1	214	145	49	20
2	219	144	61	14
3	272	181	73	18
4	99	61	31	7
5	222	125	75	22
6	159	82	58	19
7	246	138	96	12
8	199	97	84	18
9	214	108	91	15
10	481	275	177	29
11	229	116	100	13
12	313	178	116	19
13	184	103	74	7
14	205	119	69	17
15	154	93	49	12
16	250	141	83	26
17	205	118	73	14
18	128	81	38	9
19	141	78	47	16
20	424	243	155	26
21	256	141	96	19

PROPOSAL NUMBER ONE  
 AN AMENDMENT  
 REMOVAL OF SMALL CITY SCHOOL DISTRICTS FROM SPECIAL CONSTITUTIONAL DEBT LIMITATION  
 DETAIL

LEGISLATIVE DISTRICT OR TOWN	TOTAL VOTES	YES	NO	BLANK AND VOID
22	231	121	84	26
23	213	129	66	18
24	604	379	178	47
25	270	156	91	23
26	232	128	74	30
27	368	214	126	28
28	214	118	83	13
29	147	91	48	8
30	90	48	35	7
31	223	118	92	13
32	311	176	106	29
33	227	109	98	20
34	120	51	59	10
35	148	84	55	9
36	161	91	54	16
37	368	213	130	25
38	207	124	66	17
39	217	136	62	19
40	101	65	28	8
41	364	193	134	37
42	241	121	101	19
43	174	93	74	7
44	152	96	48	8
45	22	12	7	3
46	77	48	20	9
47	63	44	13	6
Webster	10,359	5,925	3,627	807
Wheatland				
1	255	140	98	17
2	239	116	94	29
3	285	163	106	16
4	216	110	88	18
5	311	134	136	41
Wheatland	1,306	663	522	121
TOWNS	123,499	71,889	40,494	11,116
GRAND TOTAL:	143,784	84,793	45,253	13,738

PROPOSAL NUMBER TWO  
AN AMENDMENT  
EXTENDING SEWAGE PROJECT DEBT EXCLUSION FROM DEBT LIMIT  
SUMMARY

LEGISLATIVE DISTRICT OR TOWN	TOTAL VOTES	YES	NO	BLANK AND VOID
Leg. Dist. 04	0	0	0	0
Leg. Dist. 16	8	5	1	2
Leg. Dist. 17	2,027	1,528	325	174
Leg. Dist. 21	1,795	1,122	370	303
Leg. Dist. 22	1,265	723	234	308
Leg. Dist. 23	4,358	3,330	609	419
Leg. Dist. 24	2,034	1,601	247	186
Leg. Dist. 25	1,723	1,105	278	340
Leg. Dist. 26	2,049	1,310	531	208
Leg. Dist. 27	2,293	1,488	419	386
Leg. Dist. 28	1,118	612	268	238
Leg. Dist. 29	1,615	975	312	328
CITY	20,285	13,799	3,594	2,892
Brighton	8,549	6,166	1,467	916
Chili	6,450	3,702	2,137	611
Clarkson	1,221	658	465	98
East Rochester	1,353	933	296	124
Gates	5,719	3,264	1,799	656
Greece	16,015	8,897	5,532	1,586
Hamlin	1,657	924	584	149
Henrietta	8,964	5,685	2,457	822
Irondequoit	13,579	8,654	3,578	1,347
Mendon	2,658	1,585	868	205
Ogden	4,354	2,400	1,513	441
Parma	3,115	1,655	1,228	232
Penfield	10,591	6,642	2,984	965
Perinton	14,130	9,321	3,794	1,015
Pittsford	8,767	6,008	2,076	683
Riga	1,399	749	527	123
Rush	1,350	750	500	100
Sweden	1,963	1,155	633	175
Webster	10,359	5,975	3,576	808
Wheatland	1,306	724	458	124
TOWNS	123,499	75,847	36,472	11,180
GRAND TOTAL:	143,784	89,646	40,066	14,072

PROPOSAL NUMBER TWO  
AN AMENDMENT  
EXTENDING SEWAGE PROJECT DEBT EXCLUSION FROM DEBT LIMIT  
DETAIL

LEGISLATIVE DISTRICT OR TOWN	TOTAL VOTES	YES	NO	BLANK AND VOID
Leg. Dist. 04				
1	0	0	0	0
Leg. Dist. 04	0	0	0	0
Leg. Dist. 16				
1	8	5	1	2
Leg. Dist. 16	8	5	1	2
Leg. Dist. 17				
1	99	78	15	6
2	44	38	5	1
3	11	6	5	0
4	180	131	20	29
5	47	34	8	5
6	66	50	12	4
7	183	143	24	16
8	17	14	1	2
9	8	5	2	1
10	78	61	13	4
11	176	136	26	14
12	290	196	61	33
13	155	111	37	7
14	240	191	39	10
15	261	214	27	20
16	135	98	21	16
17	37	22	9	6
Leg. Dist. 17	2,027	1,528	325	174
Leg. Dist. 21				
1	67	40	15	12
2	64	38	13	13
3	69	51	9	9
4	81	46	14	21
5	34	30	3	1
6	104	63	27	14
7	31	11	8	12
8	159	108	22	29
9	108	79	14	15
10	64	34	16	14
11	26	11	7	8
12	77	43	25	9
13	85	57	18	10
14	98	63	19	16
15	63	41	12	10
16	49	40	5	4
17	42	21	10	11
18	43	23	11	9
19	11	7	2	2
20	10	5	3	2
21	35	22	5	8
22	82	46	23	13



PROPOSAL NUMBER TWO  
AN AMENDMENT  
EXTENDING SEWAGE PROJECT DEBT EXCLUSION FROM DEBT LIMIT  
DETAIL

LEGISLATIVE DISTRICT OR TOWN	TOTAL VOTES	YES	NO	BLANK AND VOID
23	61	41	10	10
24	31	21	7	3
25	95	61	21	13
26	3	3	0	0
27	7	6	0	1
28	8	3	3	2
29	29	20	7	2
30	2	2	0	0
31	72	46	17	9
32	0	0	0	0
33	57	26	18	13
34	28	14	6	8
Leg. Dist. 21	1,795	1,122	370	303
Leg. Dist. 22				
1	68	39	16	13
2	9	3	3	3
3	60	24	9	27
4	45	16	3	26
5	31	18	3	10
6	42	18	11	13
7	16	12	3	1
8	51	25	15	11
9	28	20	2	6
10	45	28	8	9
11	87	49	17	21
12	43	21	6	16
13	29	10	6	13
14	42	23	9	10
15	11	6	3	2
16	21	14	5	2
17	16	7	6	3
18	19	12	3	4
19	13	6	5	2
20	68	22	17	29
21	25	13	3	9
22	45	22	13	10
23	33	17	4	12
24	11	8	2	1
25	163	120	22	21
26	66	48	11	7
27	56	29	11	16
28	7	5	1	1
29	0	0	0	0
30	19	12	3	4
31	0	0	0	0
32	0	0	0	0
33	43	34	8	1
34	35	32	0	3

PROPOSAL NUMBER TWO  
AN AMENDMENT  
EXTENDING SEWAGE PROJECT DEBT EXCLUSION FROM DEBT LIMIT  
DETAIL

LEGISLATIVE DISTRICT OR TOWN	TOTAL VOTES	YES	NO	BLANK AND VOID
35	0	0	0	0
36	3	1	1	1
37	13	8	4	1
38	2	1	1	0
Leg. Dist. 22	1,265	723	234	308
Leg. Dist. 23				
1	75	62	11	2
2	95	69	14	12
3	85	69	7	9
4	230	180	36	14
5	60	41	8	11
6	72	54	12	6
7	164	138	11	15
8	142	114	16	12
9	102	74	13	15
10	112	86	16	10
11	146	116	21	9
12	213	161	38	14
13	143	91	22	30
14	116	93	12	11
15	108	74	20	14
16	195	155	26	14
17	191	147	29	15
18	148	114	26	8
19	110	74	18	18
20	122	100	11	11
21	10	7	1	2
22	0	0	0	0
23	4	2	2	0
24	0	0	0	0
25	150	113	24	13
26	136	96	21	19
27	158	121	21	16
28	240	191	30	19
29	88	68	14	6
30	192	163	20	9
31	219	186	20	13
32	176	98	33	45
33	146	110	21	15
34	129	102	20	7
35	81	61	15	5
Leg. Dist. 23	4,358	3,330	609	419
Leg. Dist. 24				
1	237	191	26	20
2	124	100	13	11
3	137	107	18	12
4	0	0	0	0
5	67	58	6	3

PROPOSAL NUMBER TWO  
AN AMENDMENT  
EXTENDING SEWAGE PROJECT DEBT EXCLUSION FROM DEBT LIMIT  
DETAIL

LEGISLATIVE DISTRICT OR TOWN	TOTAL VOTES	YES	NO	BLANK AND VOID
6	83	69	6	8
7	61	49	8	4
8	122	98	17	7
9	95	72	12	11
10	29	13	5	11
11	18	8	4	6
12	160	131	12	17
13	157	116	27	14
14	14	7	6	1
15	10	10	0	0
16	19	13	2	4
17	34	29	2	3
18	51	39	8	4
19	78	68	5	5
20	8	8	0	0
21	1	1	0	0
22	1	1	0	0
23	67	57	8	2
24	82	69	8	5
25	64	51	7	6
26	25	21	3	1
27	12	10	2	0
28	14	13	0	1
29	57	47	7	3
30	24	18	3	3
31	58	44	6	8
32	99	66	22	11
33	15	8	3	4
34	11	9	1	1
Leg. Dist. 24	2,034	1,601	247	186
Leg. Dist. 25				
1	147	116	19	12
2	74	42	15	17
3	126	60	31	35
4	36	32	0	4
5	62	38	9	15
6	16	13	3	0
7	88	49	16	23
8	81	51	13	17
9	31	16	6	9
10	102	79	12	11
11	34	13	9	12
12	45	22	7	16
13	62	38	6	18
14	44	22	8	14
15	94	60	13	21
16	68	48	10	10
17	57	38	16	3

PROPOSAL NUMBER TWO  
AN AMENDMENT  
EXTENDING SEWAGE PROJECT DEBT EXCLUSION FROM DEBT LIMIT  
DETAIL

LEGISLATIVE DISTRICT OR TOWN	TOTAL VOTES	YES	NO	BLANK AND VOID
18	6	4	1	1
19	91	69	12	10
20	7	6	1	0
21	30	15	5	10
22	162	98	26	38
23	41	24	10	7
24	23	18	2	3
25	0	0	0	0
26	8	7	1	0
27	62	32	10	20
28	72	52	8	12
29	49	38	9	2
30	3	3	0	0
31	2	2	0	0
Leg. Dist. 25	1,723	1,105	278	340
Leg. Dist. 26				
1	233	152	64	17
2	63	42	15	6
3	72	47	12	13
4	95	62	27	6
5	87	50	26	11
6	69	35	26	8
7	108	72	26	10
8	47	24	11	12
9	103	62	32	9
10	135	94	35	6
11	148	97	37	14
12	97	58	30	9
13	89	53	29	7
14	216	151	47	18
15	113	60	28	25
16	45	24	14	7
17	85	56	23	6
18	37	24	10	3
19	130	91	27	12
20	77	56	12	9
21	0	0	0	0
Leg. Dist. 26	2,049	1,310	531	208
Leg. Dist. 27				
1	144	90	31	23
2	175	110	36	29
3	88	58	17	13
4	144	95	35	14
5	137	91	23	23
6	106	53	17	36
7	132	78	35	19
8	158	129	9	20
9	145	103	25	17

PROPOSAL NUMBER TWO  
AN AMENDMENT  
EXTENDING SEWAGE PROJECT DEBT EXCLUSION FROM DEBT LIMIT  
DETAIL

LEGISLATIVE DISTRICT OR TOWN	TOTAL VOTES	YES	NO	BLANK AND VOID
10	143	88	35	20
11	86	61	14	11
12	107	71	15	21
13	72	45	10	17
14	113	66	17	30
15	137	103	18	16
16	92	48	17	27
17	138	93	22	23
18	64	38	16	10
19	70	45	14	11
20	42	23	13	6
21	0	0	0	0
Leg. Dist. 27	2,293	1,488	419	386
Leg. Dist. 28				
1	15	7	4	4
2	41	23	6	12
3	58	24	23	11
4	49	32	5	12
5	105	53	30	22
6	59	36	9	14
7	18	8	5	5
8	40	22	10	8
9	37	22	10	5
10	44	25	11	8
11	60	30	15	15
12	24	14	9	1
13	64	39	18	7
14	3	1	0	2
15	0	0	0	0
16	27	17	3	7
17	15	13	1	1
18	27	13	7	7
19	20	13	3	4
20	78	35	20	23
21	177	99	40	38
22	83	39	24	20
23	42	29	9	4
24	10	5	1	4
25	5	4	1	0
26	17	9	4	4
27	0	0	0	0
Leg. Dist. 28	1,118	612	268	238
Leg. Dist. 29				
1	7	2	1	4
2	84	44	22	18
3	58	45	5	8
4	24	12	8	4
5	73	44	16	13

PROPOSAL NUMBER TWO  
AN AMENDMENT  
EXTENDING SEWAGE PROJECT DEBT EXCLUSION FROM DEBT LIMIT  
DETAIL

LEGISLATIVE DISTRICT OR TOWN	TOTAL VOTES	YES	NO	BLANK AND VOID
6	61	38	13	10
7	35	23	7	5
8	68	36	15	17
9	22	13	3	6
10	37	27	6	4
11	89	52	18	19
12	62	35	10	17
13	42	22	4	16
14	29	14	6	9
15	29	17	6	6
16	2	0	0	2
17	14	9	2	3
18	7	4	2	1
19	13	8	1	4
20	31	18	5	8
21	106	68	29	9
22	31	15	6	10
23	78	48	19	11
24	73	55	7	11
25	54	37	12	5
26	132	89	26	17
27	63	47	10	6
28	90	59	22	9
29	6	3	3	0
30	32	21	4	7
31	145	58	21	66
32	18	12	3	3
Leg. Dist. 29	<u>1,615</u>	<u>975</u>	<u>312</u>	<u>328</u>
CITY	20,285	13,799	3,594	2,892
Brighton				
1	237	185	28	24
2	137	86	41	10
3	74	54	10	10
4	227	167	40	20
5	224	179	20	25
6	278	199	60	19
7	161	106	39	16
8	202	123	47	32
9	194	129	38	27
10	249	183	33	33
11	254	184	47	23
12	280	222	36	22
13	157	111	31	15
14	141	108	19	14
15	176	137	27	12
16	133	74	28	31
17	121	92	11	18
18	183	130	24	29

PROPOSAL NUMBER TWO  
AN AMENDMENT  
EXTENDING SEWAGE PROJECT DEBT EXCLUSION FROM DEBT LIMIT  
DETAIL

LEGISLATIVE DISTRICT OR TOWN	TOTAL VOTES	YES	NO	BLANK AND VOID
19	146	113	26	7
20	121	88	23	10
21	171	122	28	21
22	222	167	36	19
23	167	127	28	12
24	228	132	49	47
25	187	142	32	13
26	135	87	29	19
27	157	111	30	16
28	242	182	39	21
29	107	79	19	9
30	338	262	27	49
31	196	148	28	20
32	241	181	40	20
33	219	170	35	14
34	212	148	51	13
35	168	132	18	18
36	116	84	20	12
37	197	142	37	18
38	191	142	33	16
39	176	138	30	8
40	352	229	69	54
41	171	128	28	15
42	77	52	15	10
43	159	104	36	19
44	45	28	12	5
45	99	66	24	9
46	128	87	19	22
47	94	65	13	16
48	13	9	4	0
49	0	0	0	0
50	42	28	10	4
51	4	4	0	0
52	0	0	0	0
Brighton	8,549	6,166	1,467	916
Chili				
1	142	80	50	12
2	254	120	120	14
3	222	120	79	23
4	125	65	47	13
5	172	100	61	11
6	171	99	55	17
7	106	66	30	10
8	180	97	57	26
9	204	120	65	19
10	103	60	35	8
11	227	134	78	15
12	182	106	61	15

PROPOSAL NUMBER TWO  
AN AMENDMENT  
EXTENDING SEWAGE PROJECT DEBT EXCLUSION FROM DEBT LIMIT  
DETAIL

LEGISLATIVE DISTRICT OR TOWN	TOTAL VOTES	YES	NO	BLANK AND VOID
13	284	170	95	19
14	210	124	65	21
15	151	89	44	18
16	392	214	135	43
17	534	318	158	58
18	183	95	69	19
19	153	93	52	8
20	261	152	79	30
21	126	62	47	17
22	210	138	45	27
23	154	91	46	17
24	361	220	116	25
25	131	83	29	19
26	240	125	94	21
27	161	96	56	9
28	140	81	42	17
29	146	74	57	15
30	73	43	24	6
31	199	130	55	14
32	182	100	66	16
33	24	11	8	5
34	32	18	13	1
35	15	8	4	3
Chili	6,450	3,702	2,137	611
Clarkson				
1	297	149	119	29
2	25	13	12	0
3	153	105	37	11
4	291	139	135	17
5	318	170	123	25
6	137	82	39	16
Clarkson	1,221	658	465	98
East Rochester				
1	180	113	46	21
2	200	139	43	18
3	225	151	56	18
4	147	108	21	18
5	159	108	37	14
6	257	183	53	21
7	185	131	40	14
East Rochester	1,353	933	296	124
Gates				
1	74	48	20	6
2	164	89	54	21
3	141	71	43	27
4	164	87	52	25
5	213	139	59	15
6	168	99	54	15



PROPOSAL NUMBER TWO  
AN AMENDMENT  
EXTENDING SEWAGE PROJECT DEBT EXCLUSION FROM DEBT LIMIT  
DETAIL

LEGISLATIVE DISTRICT OR TOWN	TOTAL VOTES	YES	NO	BLANK AND VOID
7	410	211	143	56
8	137	88	38	11
9	148	89	39	20
10	110	70	32	8
11	116	56	43	17
12	34	19	8	7
13	138	82	33	23
14	107	61	38	8
15	232	130	72	30
16	150	85	48	17
17	139	82	37	20
18	218	113	82	23
19	168	92	65	11
20	60	36	21	3
21	156	92	38	26
22	135	83	44	8
23	166	92	61	13
24	385	231	110	44
25	101	53	38	10
26	224	134	67	23
27	198	109	60	29
28	126	74	39	13
29	146	93	35	18
30	108	53	40	15
31	144	73	50	21
32	147	99	36	12
33	59	33	23	3
34	140	65	56	19
35	107	62	31	14
36	48	27	15	6
37	28	17	9	2
38	78	44	26	8
39	98	63	28	7
40	34	20	12	2
Gates	5,719	3,264	1,799	656
Greece				
1	143	83	49	11
2	201	103	81	17
3	97	56	37	4
4	112	73	32	7
5	91	53	22	16
6	84	47	28	9
7	111	60	35	16
8	98	45	29	24
9	107	54	31	22
10	97	49	20	28
11	52	30	17	5
12	65	28	31	6

PROPOSAL NUMBER TWO  
 AN AMENDMENT  
 EXTENDING SEWAGE PROJECT DEBT EXCLUSION FROM DEBT LIMIT  
 DETAIL

LEGISLATIVE DISTRICT OR TOWN	TOTAL VOTES	YES	NO	BLANK AND VOID
13	116	70	36	10
14	82	52	28	2
15	130	65	48	17
16	105	62	39	4
17	196	111	72	13
18	156	93	58	5
19	120	68	39	13
20	109	61	32	16
21	135	77	45	13
22	99	63	27	9
23	179	105	51	23
24	204	113	70	21
25	103	47	44	12
26	89	48	35	6
27	220	117	75	28
28	183	95	77	11
29	125	74	44	7
30	84	55	20	9
31	112	73	35	4
32	101	60	32	9
33	168	90	67	11
34	194	107	65	22
35	145	92	41	12
36	161	83	54	24
37	106	54	42	10
38	86	42	34	10
39	86	45	31	10
40	97	49	34	14
41	153	87	55	11
42	118	79	36	3
43	177	90	69	18
44	218	126	72	20
45	231	109	105	17
46	79	53	20	6
47	143	83	47	13
48	82	60	16	6
49	108	72	27	9
50	122	78	39	5
51	73	38	26	9
52	189	108	66	15
53	90	56	21	13
54	179	84	66	29
55	97	49	39	9
56	152	92	55	5
57	118	65	46	7
58	199	111	67	21
59	57	28	22	7
60	119	58	54	7

PROPOSAL NUMBER TWO  
 AN AMENDMENT  
 EXTENDING SEWAGE PROJECT DEBT EXCLUSION FROM DEBT LIMIT  
 DETAIL

LEGISLATIVE DISTRICT OR TOWN	TOTAL VOTES	YES	NO	BLANK AND VOID
61	65	30	31	4
62	154	84	50	20
63	104	59	31	14
64	119	71	39	9
65	193	121	40	32
66	58	34	23	1
67	127	57	60	10
68	156	84	59	13
69	107	55	43	9
70	489	232	172	85
71	187	110	62	15
72	201	123	59	19
73	65	41	19	5
74	105	57	37	11
75	95	56	32	7
76	147	80	60	7
77	149	74	53	22
78	85	48	32	5
79	319	164	124	31
80	215	121	70	24
81	100	51	38	11
82	123	79	32	12
83	52	31	13	8
84	169	90	59	20
85	192	105	67	20
86	184	95	65	24
87	56	37	16	3
88	213	144	55	14
89	112	56	44	12
90	205	106	83	16
91	307	175	102	30
92	213	106	84	23
93	171	93	62	16
94	115	71	38	6
95	83	48	27	8
96	33	23	6	4
97	287	160	98	29
98	200	128	64	8
99	47	25	17	5
100	230	134	74	22
101	88	43	34	11
102	226	123	84	19
103	188	97	72	19
104	93	53	30	10
105	228	124	85	19
106	153	95	48	10
107	106	53	40	13
108	144	76	48	20

PROPOSAL NUMBER TWO  
AN AMENDMENT  
EXTENDING SEWAGE PROJECT DEBT EXCLUSION FROM DEBT LIMIT  
DETAIL

LEGISLATIVE DISTRICT OR TOWN	TOTAL VOTES	YES	NO	BLANK AND VOID
109	200	116	71	13
110	126	67	49	10
111	56	27	16	13
112	35	19	13	3
113	0	0	0	0
114	69	40	21	8
115	123	66	48	9
116	144	84	38	22
117	86	51	31	4
118	65	27	29	9
Greece	16,015	8,897	5,532	1,586
Hamlin				
1	142	89	42	11
2	174	108	53	13
3	177	84	74	19
4	124	67	48	9
5	165	90	59	16
6	164	86	55	23
7	265	150	98	17
8	120	62	48	10
9	101	60	31	10
10	225	128	76	21
Hamlin	1,657	924	584	149
Henrietta				
1	290	171	90	29
2	208	134	55	19
3	92	73	16	3
4	231	155	58	18
5	222	127	71	24
6	194	110	64	20
7	216	143	57	16
8	209	130	49	30
9	151	96	42	13
10	221	129	65	27
11	154	86	54	14
12	197	118	64	15
13	321	211	87	23
14	169	103	54	12
15	304	204	69	31
16	114	67	39	8
17	272	165	78	29
18	248	135	83	30
19	177	122	42	13
20	3	1	2	0
21	168	105	49	14
22	379	248	105	26
23	202	138	43	21
24	230	153	63	14

PROPOSAL NUMBER TWO  
AN AMENDMENT  
EXTENDING SEWAGE PROJECT DEBT EXCLUSION FROM DEBT LIMIT  
DETAIL

LEGISLATIVE DISTRICT OR TOWN	TOTAL VOTES	YES	NO	BLANK AND VOID
25	213	119	67	27
26	504	324	138	42
27	358	217	102	39
28	294	162	109	23
29	653	416	178	59
30	190	137	45	8
31	175	118	39	18
32	412	301	72	39
33	142	88	46	8
34	136	92	29	15
35	272	159	80	33
36	324	209	90	25
37	319	219	63	37
Henrietta	8,964	5,685	2,457	822
Irondequoit				
1	266	162	82	22
2	165	107	43	15
3	233	135	72	26
4	93	66	20	7
5	157	94	45	18
6	364	222	111	31
7	349	221	96	32
8	246	150	71	25
9	223	137	60	26
10	233	152	57	24
11	112	72	31	9
12	159	115	35	9
13	289	207	63	19
14	299	173	103	23
15	309	205	73	31
16	421	304	87	30
17	148	104	31	13
18	212	145	51	16
19	206	136	52	18
20	215	125	65	25
21	220	155	46	19
22	263	176	62	25
23	187	123	44	20
24	203	140	50	13
25	187	121	54	12
26	107	70	26	11
27	162	110	40	12
28	208	110	76	22
29	145	99	32	14
30	234	144	54	36
31	285	185	74	26
32	209	158	31	20
33	166	105	47	14

PROPOSAL NUMBER TWO  
AN AMENDMENT  
EXTENDING SEWAGE PROJECT DEBT EXCLUSION FROM DEBT LIMIT  
DETAIL

LEGISLATIVE DISTRICT OR TOWN	TOTAL VOTES	YES	NO	BLANK AND VOID
34	325	215	86	24
35	128	91	28	9
36	34	22	7	5
37	142	88	33	21
38	87	60	16	11
39	8	6	1	1
40	191	123	54	14
41	181	120	46	15
42	282	159	91	32
43	137	87	37	13
44	479	276	149	54
45	128	73	37	18
46	198	119	61	18
47	86	58	17	11
48	174	98	61	15
49	338	222	87	29
50	84	45	27	12
51	312	203	80	29
52	175	104	49	22
53	188	110	55	23
54	64	40	15	9
55	218	140	45	33
56	135	94	30	11
57	279	182	69	28
58	242	161	56	25
59	166	95	55	16
60	223	141	60	22
61	258	163	76	19
62	274	184	54	36
63	167	101	50	16
64	76	50	13	13
65	105	62	29	14
66	57	28	10	19
67	126	70	38	18
68	173	98	57	18
69	36	23	11	2
70	20	11	2	7
71	8	4	2	2
Irondequoit	13,579	8,654	3,578	1,347
Mendon				
1	354	230	100	24
2	329	213	72	44
3	357	194	136	27
4	250	166	65	19
5	332	191	117	24
6	315	172	122	21
7	317	178	121	18
8	127	82	40	5

PROPOSAL NUMBER TWO  
AN AMENDMENT  
EXTENDING SEWAGE PROJECT DEBT EXCLUSION FROM DEBT LIMIT  
DETAIL

LEGISLATIVE DISTRICT OR TOWN	TOTAL VOTES	YES	NO	BLANK AND VOID
9	277	159	95	23
Mendon	2,658	1,585	868	205
Ogden				
1	210	117	76	17
2	195	118	57	20
3	310	186	92	32
4	194	110	61	23
5	199	112	70	17
6	229	128	64	37
7	162	74	66	22
8	197	110	68	19
9	187	117	56	14
10	193	103	69	21
11	204	100	85	19
12	277	147	102	28
13	222	134	61	27
14	172	93	59	20
15	281	154	98	29
16	147	58	72	17
17	177	90	70	17
18	290	155	116	19
19	230	148	64	18
20	278	146	107	25
Ogden	4,354	2,400	1,513	441
Parma				
1	238	140	81	17
2	245	131	93	21
3	149	87	53	9
4	196	94	87	15
5	146	70	57	19
6	100	41	53	6
7	183	91	78	14
8	275	173	79	23
9	210	106	95	9
10	197	115	71	11
11	253	145	99	9
12	189	102	70	17
13	388	193	168	27
14	115	47	56	12
15	231	120	88	23
Parma	3,115	1,655	1,228	232
Penfield				
1	86	39	30	17
2	212	142	50	20
3	268	163	82	23
4	354	185	143	26
5	314	192	99	23
6	236	146	63	27

PROPOSAL NUMBER TWO  
AN AMENDMENT  
EXTENDING SEWAGE PROJECT DEBT EXCLUSION FROM DEBT LIMIT  
DETAIL

LEGISLATIVE DISTRICT OR TOWN	TOTAL VOTES	YES	NO	BLANK AND VOID
7	239	151	56	32
8	84	47	28	9
9	292	202	59	31
10	185	121	44	20
11	125	81	33	11
12	231	157	56	18
13	245	151	63	31
14	312	152	134	26
15	373	232	99	42
16	114	85	24	5
17	267	198	50	19
18	189	136	37	16
19	380	259	86	35
20	265	167	87	11
21	268	181	60	27
22	232	162	41	29
23	364	227	105	32
24	356	207	117	32
25	181	105	61	15
26	131	75	40	16
27	295	193	80	22
28	202	142	44	16
29	264	188	62	14
30	506	287	154	65
31	200	141	41	18
32	80	56	18	6
33	186	129	46	11
34	287	162	97	28
35	364	247	100	17
36	270	179	69	22
37	470	260	165	45
38	163	93	45	25
39	154	103	40	11
40	180	108	53	19
41	330	197	112	21
42	248	145	76	27
43	25	16	8	1
44	0	0	0	0
45	53	27	23	3
46	11	6	4	1
Penfield	10,591	6,642	2,984	965
Perinton				
1	420	270	125	25
2	273	195	54	24
3	212	134	59	19
4	245	173	50	22
5	120	75	39	6
6	238	162	53	23



PROPOSAL NUMBER TWO  
 AN AMENDMENT  
 EXTENDING SEWAGE PROJECT DEBT EXCLUSION FROM DEBT LIMIT  
 DETAIL

LEGISLATIVE DISTRICT OR TOWN	TOTAL VOTES	YES	NO	BLANK AND VOID
7	335	236	78	21
8	238	150	67	21
9	339	205	104	30
10	265	185	67	13
11	147	98	36	13
12	225	161	42	22
13	229	154	58	17
14	261	185	63	13
15	256	170	60	26
16	201	133	45	23
17	217	149	58	10
18	237	170	48	19
19	219	140	65	14
20	217	158	45	14
21	270	167	88	15
22	190	128	47	15
23	384	254	110	20
24	388	245	120	23
25	200	129	55	16
26	14	5	9	0
27	212	135	57	20
28	218	138	62	18
29	147	82	54	11
30	236	162	61	13
31	143	106	26	11
32	215	143	53	19
33	269	189	59	21
34	292	197	77	18
35	249	154	77	18
36	131	85	32	14
37	293	217	62	14
38	363	258	83	22
39	294	179	96	19
40	206	140	50	16
41	143	89	34	20
42	183	113	60	10
43	448	267	148	33
44	193	140	40	13
45	478	322	120	36
46	134	109	21	4
47	166	95	59	12
48	222	128	80	14
49	201	129	56	16
50	22	12	9	1
51	89	53	30	6
52	260	184	53	23
53	229	150	63	16
54	450	270	149	31

PROPOSAL NUMBER TWO  
AN AMENDMENT  
EXTENDING SEWAGE PROJECT DEBT EXCLUSION FROM DEBT LIMIT  
DETAIL

LEGISLATIVE DISTRICT OR TOWN	TOTAL VOTES	YES	NO	BLANK AND VOID
55	110	67	30	13
56	396	252	112	32
57	250	173	67	10
58	132	98	30	4
59	84	57	22	5
60	209	109	92	8
61	123	88	25	10
Perinton	14,130	9,321	3,794	1,015
Pittsford				
1	205	148	44	13
2	229	172	43	14
3	372	274	66	32
4	315	215	73	27
5	213	150	50	13
6	170	122	27	21
7	128	85	38	5
8	212	130	66	16
9	273	190	58	25
10	277	189	67	21
11	227	162	39	26
12	247	161	58	28
13	205	139	48	18
14	285	199	65	21
15	147	86	48	13
16	207	131	53	23
17	305	205	78	22
18	187	128	38	21
19	157	102	46	9
20	270	199	57	14
21	259	189	48	22
22	321	228	70	23
23	219	146	61	12
24	310	215	70	25
25	288	198	64	26
26	260	179	71	10
27	227	160	52	15
28	255	173	67	15
29	245	158	71	16
30	224	151	53	20
31	307	198	89	20
32	324	225	69	30
33	10	6	4	0
34	372	233	108	31
35	59	44	10	5
36	456	318	107	31
Pittsford	8,767	6,008	2,076	683
Riga				
1	286	173	83	30

PROPOSAL NUMBER TWO  
AN AMENDMENT  
EXTENDING SEWAGE PROJECT DEBT EXCLUSION FROM DEBT LIMIT  
DETAIL

LEGISLATIVE DISTRICT OR TOWN	TOTAL VOTES	YES	NO	BLANK AND VOID
2	329	172	132	25
3	167	89	62	16
4	232	125	87	20
5	214	117	83	14
6	171	73	80	18
Riga	1,399	749	527	123
Rush				
1	381	197	153	31
2	247	138	91	18
3	344	204	114	26
4	378	211	142	25
Rush	1,350	750	500	100
Sweden				
1	205	133	53	19
2	67	44	17	6
3	186	113	57	16
4	245	150	72	23
5	44	34	7	3
6	150	87	46	17
7	173	118	45	10
8	190	93	79	18
9	157	109	34	14
10	283	141	115	27
11	62	34	22	6
12	201	99	86	16
Sweden	1,963	1,155	633	175
Webster				
1	214	138	57	19
2	219	146	60	13
3	272	170	85	17
4	99	61	30	8
5	222	132	70	20
6	159	91	51	17
7	246	151	82	13
8	199	103	76	20
9	214	97	103	14
10	481	266	195	20
11	229	121	93	15
12	313	169	124	20
13	184	97	80	7
14	205	127	62	16
15	154	100	42	12
16	250	150	72	28
17	205	109	80	16
18	128	76	42	10
19	141	70	57	14
20	424	253	149	22
21	256	142	94	20

PROPOSAL NUMBER TWO  
AN AMENDMENT  
EXTENDING SEWAGE PROJECT DEBT EXCLUSION FROM DEBT LIMIT  
DETAIL

LEGISLATIVE DISTRICT OR TOWN	TOTAL VOTES	YES	NO	BLANK AND VOID
22	231	120	88	23
23	213	119	77	17
24	604	372	181	51
25	270	169	73	28
26	232	116	84	32
27	368	227	111	30
28	214	128	72	14
29	147	80	55	12
30	90	54	31	5
31	223	117	95	11
32	311	180	104	27
33	227	107	101	19
34	120	58	48	14
35	148	93	47	8
36	161	99	49	13
37	368	210	133	25
38	207	126	61	20
39	217	136	61	20
40	101	67	26	8
41	364	191	136	37
42	241	136	86	19
43	174	102	66	6
44	152	98	44	10
45	22	15	4	3
46	77	46	23	8
47	63	40	16	7
Webster	<u>10,359</u>	<u>5,975</u>	<u>3,576</u>	<u>808</u>
Wheatland				
1	255	155	85	15
2	239	113	95	31
3	285	190	77	18
4	216	119	79	18
5	311	147	122	42
Wheatland	<u>1,306</u>	<u>724</u>	<u>458</u>	<u>124</u>
TOWNS	<u>123,499</u>	<u>75,847</u>	<u>36,472</u>	<u>11,180</u>
GRAND TOTAL:	<u><u>143,784</u></u>	<u><u>89,646</u></u>	<u><u>40,066</u></u>	<u><u>14,072</u></u>

TOWN OF HENRIETTA  
PROPOSITION  
TO AUTHORIZE THE EXPENDITURE FROM THE TOWN OF HENRIETTA BUILDING CAPITAL RESERVE FUND  
TO PAY A PART OF THE COST OF CONSTRUCTION OF A SPRAY PARK AT VETERAN MEMORIAL PARK IN  
THE TOWN OF HENRIETTA

LEGISLATIVE DISTRICT OR TOWN	TOTAL VOTES	YES	NO	BLANK AND VOID
Henrietta				
1	290	126	148	16
2	208	116	84	8
3	92	53	38	1
4	231	120	100	11
5	222	100	106	16
6	194	112	75	7
7	216	97	106	13
8	209	107	89	13
9	151	68	69	14
10	221	109	98	14
11	154	72	70	12
12	197	106	79	12
13	321	178	127	16
14	169	76	87	6
15	304	196	93	15
16	114	57	52	5
17	272	134	120	18
18	248	117	119	12
19	177	99	72	6
20	3	1	2	0
21	168	76	84	8
22	379	202	164	13
23	202	111	80	11
24	230	103	116	11
25	213	93	103	17
26	504	245	232	27
27	358	161	183	14
28	294	129	153	12
29	653	371	245	37
30	190	115	67	8
31	175	94	66	15
32	412	216	166	30
33	142	59	73	10
34	136	67	61	8
35	272	111	145	16
36	324	161	149	14
37	319	183	109	27
Henrietta	8,964	4,541	3,930	493
TOWNS	8,964	4,541	3,930	493
GRAND TOTAL:	8,964	4,541	3,930	493

VOTER TURNOUT  
2023 GENERAL ELECTION  
SUMMARY

LEGISLATIVE DISTRICT OR TOWN	VOTERS ELIGIBLE	VOTED	PERCENT TURNOUT
Leg. Dist. 16	12	8	66.7
Leg. Dist. 17	6,453	2,032	31.5
Leg. Dist. 21	11,886	1,792	15.1
Leg. Dist. 22	11,123	1,270	11.4
Leg. Dist. 23	14,268	4,364	30.6
Leg. Dist. 24	6,399	2,039	31.9
Leg. Dist. 25	10,063	1,720	17.1
Leg. Dist. 26	9,762	2,055	21.1
Leg. Dist. 27	10,990	2,293	20.9
Leg. Dist. 28	10,332	1,120	10.8
Leg. Dist. 29	11,942	1,619	13.6
CITY	103,230	20,312	19.7
Brighton	23,972	8,570	35.8
Chili	20,550	6,453	31.4
Clarkson	4,735	1,224	25.9
East Rochester	3,840	1,353	35.2
Gates	19,908	5,721	28.7
Greece	66,273	16,013	24.2
Hamlin	5,856	1,659	28.3
Henrietta	26,942	8,968	33.3
Irondequoit	36,167	13,579	37.5
Mendon	7,248	2,657	36.7
Ogden	14,514	4,357	30.0
Parma	11,411	3,110	27.3
Penfield	28,717	10,586	36.9
Perinton	35,942	14,130	39.3
Pittsford	21,664	8,773	40.5
Riga	4,276	1,409	33.0
Rush	2,814	1,350	48.0
Sweden	7,347	1,958	26.7
Webster	33,398	10,366	31.0
Wheatland	3,434	1,305	38.0
TOWNS	379,008	123,541	32.6
GRAND TOTAL:	482,238	143,853	29.8

VOTER TURNOUT  
2023 GENERAL ELECTION  
DETAIL

LEGISLATIVE DISTRICT OR TOWN	ELECTION DISTRICT	VOTERS ELIGIBLE	VOTED	PERCENT TURNOUT
Leg. Dist. 16	1	12	8	66.7
Leg. Dist. 16		12	8	66.7
Leg. Dist. 17	1	364	99	27.2
	2	160	44	27.5
	3	41	10	24.4
	4	725	181	25.0
	5	215	47	21.9
	6	245	65	26.5
	7	625	186	29.8
	8	57	17	29.8
	9	38	8	21.1
	10	238	78	32.8
	11	635	176	27.7
	12	819	291	35.5
	13	511	154	30.1
	14	577	241	41.8
	15	678	262	38.6
	16	354	136	38.4
	17	171	37	21.6
Leg. Dist. 17		6,453	2,032	31.5
Leg. Dist. 21	1	373	67	18.0
	2	327	65	19.9
	3	246	69	28.0
	4	593	80	13.5
	5	144	34	23.6
	6	521	105	20.2
	7	204	31	15.2
	8	553	158	28.6
	9	575	108	18.8
	10	614	63	10.3
	11	378	26	6.9
	12	524	77	14.7
	13	692	82	11.8
	14	600	98	16.3
	15	532	63	11.8
	16	166	48	28.9
	17	349	41	11.7
	18	214	43	20.1
	19	51	11	21.6
	20	124	10	8.1

VOTER TURNOUT  
2023 GENERAL ELECTION  
DETAIL

<u>LEGISLATIVE DISTRICT OR TOWN</u>	<u>ELECTION DISTRICT</u>	<u>VOTERS ELIGIBLE</u>	<u>VOTED</u>	<u>PERCENT TURNOUT</u>
Leg. Dist. 21	21	246	35	14.2
	22	506	81	16.0
	23	782	61	7.8
	24	259	31	12.0
	25	793	97	12.2
	26	84	4	4.8
	27	55	7	12.7
	28	63	8	12.7
	29	117	29	24.8
	30	12	2	16.7
	31	473	73	15.4
	33	417	57	13.7
	34	299	28	9.4
Leg. Dist. 21		11,886	1,792	15.1
Leg. Dist. 22	1	764	70	9.2
	2	233	9	3.9
	3	485	60	12.4
	4	377	45	11.9
	5	455	31	6.8
	6	403	41	10.2
	7	297	16	5.4
	8	455	51	11.2
	9	340	29	8.5
	10	403	46	11.4
	11	481	84	17.5
	12	339	43	12.7
	13	288	28	9.7
	14	328	42	12.8
	15	125	11	8.8
	16	234	21	9.0
	17	269	16	5.9
	18	343	19	5.5
	19	177	13	7.3
	20	552	69	12.5
	21	316	25	7.9
	22	539	44	8.2
	23	337	34	10.1
	24	67	11	16.4
	25	868	162	18.7
	26	280	68	24.3
	27	462	57	12.3



VOTER TURNOUT  
2023 GENERAL ELECTION  
DETAIL

<u>LEGISLATIVE DISTRICT OR TOWN</u>	<u>ELECTION DISTRICT</u>	<u>VOTERS ELIGIBLE</u>	<u>VOTED</u>	<u>PERCENT TURNOUT</u>
Leg. Dist. 22	28	60	7	11.7
	29	2	0	0.0
	30	200	19	9.5
	33	158	43	27.2
	34	159	38	23.9
	36	77	4	5.2
	37	228	13	5.7
	38	22	1	4.5
Leg. Dist. 22		<u>11,123</u>	<u>1,270</u>	<u>11.4</u>
Leg. Dist. 23	1	249	74	29.7
	2	508	99	19.5
	3	406	85	20.9
	4	651	230	35.3
	5	347	59	17.0
	6	291	73	25.1
	7	523	166	31.7
	8	469	142	30.3
	9	294	103	35.0
	10	367	111	30.2
	11	409	146	35.7
	12	493	211	42.8
	13	470	145	30.9
	14	517	115	22.2
	15	365	107	29.3
	16	455	194	42.6
	17	404	192	47.5
	18	349	148	42.4
	19	426	113	26.5
	20	619	122	19.7
	21	96	11	11.5
	23	28	4	14.3
	25	430	148	34.4
	26	464	139	30.0
	27	569	158	27.8
	28	583	239	41.0
	29	288	89	30.9
	30	631	192	30.4
	31	614	219	35.7
	32	608	174	28.6
	33	541	145	26.8
	34	528	131	24.8

VOTER TURNOUT  
2023 GENERAL ELECTION  
DETAIL

LEGISLATIVE DISTRICT OR TOWN	ELECTION DISTRICT	VOTERS ELIGIBLE	VOTED	PERCENT TURNOUT
Leg. Dist. 23	35	276	80	29.0
Leg. Dist. 23		14,268	4,364	30.6
Leg. Dist. 24	1	499	237	47.5
	2	246	124	50.4
	3	258	137	53.1
	5	116	67	57.8
	6	301	84	27.9
	7	263	61	23.2
	8	366	122	33.3
	9	272	95	34.9
	10	344	29	8.4
	11	142	18	12.7
	12	517	161	31.1
	13	529	155	29.3
	14	75	14	18.7
	15	121	12	9.9
	16	95	19	20.0
	17	105	34	32.4
	18	147	52	35.4
	19	122	78	63.9
	20	20	8	40.0
	21	36	2	5.6
	22	3	1	33.3
	23	264	67	25.4
	24	296	83	28.0
	25	212	62	29.2
	26	78	26	33.3
	27	63	12	19.0
	28	70	14	20.0
	29	187	57	30.5
	30	67	24	35.8
	31	216	58	26.9
	32	244	100	41.0
	33	89	15	16.9
	34	36	11	30.6
Leg. Dist. 24		6,399	2,039	31.9
Leg. Dist. 25	1	587	147	25.0
	2	502	75	14.9
	3	569	123	21.6
	4	187	35	18.7

VOTER TURNOUT  
2023 GENERAL ELECTION  
DETAIL

<u>LEGISLATIVE DISTRICT OR TOWN</u>	<u>ELECTION DISTRICT</u>	<u>VOTERS ELIGIBLE</u>	<u>VOTED</u>	<u>PERCENT TURNOUT</u>
Leg. Dist. 25	5	472	62	13.1
	6	143	14	9.8
	7	736	88	12.0
	8	581	82	14.1
	9	220	31	14.1
	10	482	102	21.2
	11	315	33	10.5
	12	466	44	9.4
	13	415	62	14.9
	14	332	46	13.9
	15	617	95	15.4
	16	306	68	22.2
	17	277	58	20.9
	18	21	5	23.8
	19	307	91	29.6
	20	186	7	3.8
	21	71	31	43.7
	22	861	161	18.7
	23	137	41	29.9
	24	200	23	11.5
	25	8	0	0.0
	26	20	8	40.0
	27	418	61	14.6
	28	378	73	19.3
	29	187	49	26.2
	30	45	3	6.7
	31	17	2	11.8
Leg. Dist. 25		10,063	1,720	17.1
Leg. Dist. 26	1	790	233	29.5
	2	403	63	15.6
	3	456	72	15.8
	4	411	94	22.9
	5	523	87	16.6
	6	520	69	13.3
	7	481	110	22.9
	8	291	48	16.5
	9	561	103	18.4
	10	509	137	26.9
	11	578	148	25.6
	12	532	100	18.8
	13	397	88	22.2

VOTER TURNOUT  
2023 GENERAL ELECTION  
DETAIL

<u>LEGISLATIVE DISTRICT OR TOWN</u>	<u>ELECTION DISTRICT</u>	<u>VOTERS ELIGIBLE</u>	<u>VOTED</u>	<u>PERCENT TURNOUT</u>
Leg. Dist. 26	14	674	217	32.2
	15	493	111	22.5
	16	417	46	11.0
	17	815	85	10.4
	18	230	37	16.1
	19	368	130	35.3
	20	313	77	24.6
Leg. Dist. 26		<u>9,762</u>	<u>2,055</u>	<u>21.1</u>
Leg. Dist. 27	1	636	145	22.8
	2	661	176	26.6
	3	313	88	28.1
	4	617	145	23.5
	5	604	137	22.7
	6	627	104	16.6
	7	551	132	24.0
	8	527	157	29.8
	9	545	145	26.6
	10	652	143	21.9
	11	494	86	17.4
	12	630	107	17.0
	13	459	72	15.7
	14	567	114	20.1
	15	570	136	23.9
	16	646	92	14.2
	17	644	138	21.4
	18	302	64	21.2
	19	554	70	12.6
	20	391	42	10.7
Leg. Dist. 27		<u>10,990</u>	<u>2,293</u>	<u>20.9</u>
Leg. Dist. 28	1	169	15	8.9
	2	416	41	9.9
	3	395	58	14.7
	4	305	49	16.1
	5	936	106	11.3
	6	503	59	11.7
	7	267	19	7.1
	8	495	41	8.3
	9	470	38	8.1
	10	645	43	6.7
	11	699	61	8.7

VOTER TURNOUT  
2023 GENERAL ELECTION  
DETAIL

<u>LEGISLATIVE DISTRICT OR TOWN</u>	<u>ELECTION DISTRICT</u>	<u>VOTERS ELIGIBLE</u>	<u>VOTED</u>	<u>PERCENT TURNOUT</u>
Leg. Dist. 28	12	331	24	7.3
	13	524	64	12.2
	14	109	4	3.7
	15	2	0	0.0
	16	355	26	7.3
	17	219	15	6.8
	18	306	27	8.8
	19	261	20	7.7
	20	424	78	18.4
	21	1,009	177	17.5
	22	808	81	10.0
	23	349	42	12.0
	24	94	10	10.6
	25	41	5	12.2
	26	197	17	8.6
	27	3	0	0.0
Leg. Dist. 28		<u>10,332</u>	<u>1,120</u>	<u>10.8</u>
Leg. Dist. 29	1	23	7	30.4
	2	677	84	12.4
	3	308	57	18.5
	4	140	24	17.1
	5	469	74	15.8
	6	571	61	10.7
	7	412	29	7.0
	8	677	69	10.2
	9	272	23	8.5
	10	344	37	10.8
	11	831	95	11.4
	12	262	62	23.7
	13	354	42	11.9
	14	178	29	16.3
	15	380	30	7.9
	16	16	2	12.5
	17	96	14	14.6
	18	32	7	21.9
	19	141	13	9.2
	20	371	30	8.1
	21	605	105	17.4
	22	246	32	13.0
	23	595	79	13.3
	24	545	73	13.4

VOTER TURNOUT  
2023 GENERAL ELECTION  
DETAIL

<u>LEGISLATIVE DISTRICT OR TOWN</u>	<u>ELECTION DISTRICT</u>	<u>VOTERS ELIGIBLE</u>	<u>VOTED</u>	<u>PERCENT TURNOUT</u>
Leg. Dist. 29	25	552	54	9.8
	26	569	130	22.8
	27	603	65	10.8
	28	612	91	14.9
	29	113	6	5.3
	30	352	32	9.1
	31	421	145	34.4
	32	175	18	10.3
Leg. Dist. 29		11,942	1,619	13.6
CITY		103,230	20,312	19.7
Brighton	1	628	237	37.7
	2	426	137	32.2
	3	191	74	38.7
	4	583	227	38.9
	5	529	224	42.3
	6	733	278	37.9
	7	461	163	35.4
	8	556	202	36.3
	9	395	196	49.6
	10	588	247	42.0
	11	605	255	42.1
	12	656	281	42.8
	13	382	159	41.6
	14	465	143	30.8
	15	436	176	40.4
	16	376	133	35.4
	17	310	121	39.0
	18	493	184	37.3
	19	333	147	44.1
	20	524	122	23.3
	21	479	172	35.9
	22	553	223	40.3
	23	464	169	36.4
	24	556	228	41.0
	25	400	186	46.5
	26	419	135	32.2
	27	422	161	38.2
	28	728	243	33.4
	29	369	107	29.0
	30	958	338	35.3

VOTER TURNOUT  
2023 GENERAL ELECTION  
DETAIL

<u>LEGISLATIVE DISTRICT OR TOWN</u>	<u>ELECTION DISTRICT</u>	<u>VOTERS ELIGIBLE</u>	<u>VOTED</u>	<u>PERCENT TURNOUT</u>
Brighton	31	460	196	42.6
	32	600	242	40.3
	33	616	220	35.7
	34	521	212	40.7
	35	517	169	32.7
	36	711	116	16.3
	37	623	198	31.8
	38	606	187	30.9
	39	444	178	40.1
	40	960	352	36.7
	41	669	171	25.6
	42	160	77	48.1
	43	575	158	27.5
	44	332	46	13.9
	45	461	99	21.5
	46	286	128	44.8
	47	256	94	36.7
	48	37	13	35.1
	50	95	42	44.2
	51	25	4	16.0
Brighton		<u>23,972</u>	<u>8,570</u>	<u>35.8</u>
Chili	1	442	142	32.1
	2	682	254	37.2
	3	632	222	35.1
	4	448	126	28.1
	5	566	174	30.7
	6	561	170	30.3
	7	407	106	26.0
	8	590	180	30.5
	9	574	204	35.5
	10	310	103	33.2
	11	666	227	34.1
	12	558	182	32.6
	13	771	284	36.8
	14	570	210	36.8
	15	448	151	33.7
	16	1,100	393	35.7
	17	1,374	536	39.0
	18	680	182	26.8
	19	488	153	31.4

VOTER TURNOUT  
2023 GENERAL ELECTION  
DETAIL

<u>LEGISLATIVE DISTRICT OR TOWN</u>	<u>ELECTION DISTRICT</u>	<u>VOTERS ELIGIBLE</u>	<u>VOTED</u>	<u>PERCENT TURNOUT</u>
Chili	20	815	261	32.0
	21	384	126	32.8
	22	996	211	21.2
	23	464	154	33.2
	24	1,395	361	25.9
	25	520	131	25.2
	26	731	240	32.8
	27	528	161	30.5
	28	497	140	28.2
	29	377	144	38.2
	30	466	73	15.7
	31	536	199	37.1
	32	792	182	23.0
	33	59	24	40.7
	34	84	32	38.1
	35	39	15	38.5
Chili		<u>20,550</u>	<u>6,453</u>	<u>31.4</u>
Clarkson	1	1,042	297	28.5
	2	118	25	21.2
	3	567	153	27.0
	4	957	291	30.4
	5	1,518	318	20.9
	6	533	140	26.3
Clarkson		<u>4,735</u>	<u>1,224</u>	<u>25.9</u>
East Rochester	1	688	181	26.3
	2	519	200	38.5
	3	526	225	42.8
	4	533	148	27.8
	5	474	158	33.3
	6	557	257	46.1
	7	543	184	33.9
East Rochester		<u>3,840</u>	<u>1,353</u>	<u>35.2</u>
Gates	1	264	74	28.0
	2	545	165	30.3
	3	597	140	23.5
	4	550	164	29.8
	5	501	213	42.5
	6	597	167	28.0
	7	1,292	409	31.7



VOTER TURNOUT  
2023 GENERAL ELECTION  
DETAIL

<u>LEGISLATIVE DISTRICT OR TOWN</u>	<u>ELECTION DISTRICT</u>	<u>VOTERS ELIGIBLE</u>	<u>VOTED</u>	<u>PERCENT TURNOUT</u>
Gates	8	408	137	33.6
	9	647	147	22.7
	10	364	110	30.2
	11	353	116	32.9
	12	150	34	22.7
	13	725	138	19.0
	14	450	107	23.8
	15	923	230	24.9
	16	493	151	30.6
	17	606	140	23.1
	18	669	218	32.6
	19	496	165	33.3
	20	193	60	31.1
	21	479	155	32.4
	22	405	135	33.3
	23	541	166	30.7
	24	1,265	387	30.6
	25	403	100	24.8
	26	672	226	33.6
	27	782	198	25.3
	28	437	128	29.3
	29	551	147	26.7
	30	366	109	29.8
	31	432	145	33.6
	32	401	148	36.9
	33	363	58	16.0
	34	560	141	25.2
	35	423	107	25.3
	36	161	46	28.6
	37	101	30	29.7
	38	265	77	29.1
	39	348	98	28.2
	40	130	35	26.9
Gates		<u>19,908</u>	<u>5,721</u>	<u>28.7</u>
Greece	1	495	143	28.9
	2	606	199	32.8
	3	418	98	23.4
	4	481	112	23.3
	5	447	90	20.1
	6	508	86	16.9
	7	694	110	15.9

VOTER TURNOUT  
2023 GENERAL ELECTION  
DETAIL

<u>LEGISLATIVE DISTRICT OR TOWN</u>	<u>ELECTION DISTRICT</u>	<u>VOTERS ELIGIBLE</u>	<u>VOTED</u>	<u>PERCENT TURNOUT</u>
Greece				
	8	597	98	16.4
	9	597	108	18.1
	10	583	100	17.2
	11	362	52	14.4
	12	366	64	17.5
	13	472	117	24.8
	14	452	81	17.9
	15	462	130	28.1
	16	340	105	30.9
	17	683	195	28.6
	18	601	157	26.1
	19	505	120	23.8
	20	648	108	16.7
	21	490	135	27.6
	22	444	99	22.3
	23	708	182	25.7
	24	652	204	31.3
	25	586	104	17.7
	26	471	89	18.9
	27	1,156	219	18.9
	28	663	182	27.5
	29	527	125	23.7
	30	391	84	21.5
	31	439	112	25.5
	32	660	102	15.5
	33	665	169	25.4
	34	570	195	34.2
	35	539	145	26.9
	36	716	158	22.1
	37	383	107	27.9
	38	297	87	29.3
	39	365	87	23.8
	40	495	97	19.6
	41	634	153	24.1
	42	606	121	20.0
	43	676	176	26.0
	44	736	217	29.5
	45	878	232	26.4
	46	504	80	15.9
	47	503	143	28.4
	48	401	83	20.7

VOTER TURNOUT  
2023 GENERAL ELECTION  
DETAIL

<u>LEGISLATIVE DISTRICT OR TOWN</u>	<u>ELECTION DISTRICT</u>	<u>VOTERS ELIGIBLE</u>	<u>VOTED</u>	<u>PERCENT TURNOUT</u>
Greece				
	49	372	108	29.0
	50	516	122	23.6
	51	361	74	20.5
	52	701	192	27.4
	53	681	90	13.2
	54	599	179	29.9
	55	445	97	21.8
	56	650	152	23.4
	57	530	120	22.6
	58	683	197	28.8
	59	602	55	9.1
	60	502	118	23.5
	61	267	64	24.0
	62	796	155	19.5
	63	449	103	22.9
	64	495	119	24.0
	65	511	182	35.6
	66	382	58	15.2
	67	489	127	26.0
	68	655	157	24.0
	69	346	107	30.9
	70	1,657	489	29.5
	71	596	187	31.4
	72	789	199	25.2
	73	382	65	17.0
	74	611	105	17.2
	75	465	97	20.9
	76	439	146	33.3
	77	593	149	25.1
	78	438	84	19.2
	79	1,142	319	27.9
	80	729	214	29.4
	81	375	100	26.7
	82	716	123	17.2
	83	435	52	12.0
	84	705	169	24.0
	85	710	190	26.8
	86	597	182	30.5
	87	219	56	25.6
	88	713	214	30.0
	89	440	112	25.5

VOTER TURNOUT  
2023 GENERAL ELECTION  
DETAIL

<u>LEGISLATIVE DISTRICT OR TOWN</u>	<u>ELECTION DISTRICT</u>	<u>VOTERS ELIGIBLE</u>	<u>VOTED</u>	<u>PERCENT TURNOUT</u>
Greece	90	723	207	28.6
	91	1,023	305	29.8
	92	1,117	211	18.9
	93	601	172	28.6
	94	422	115	27.3
	95	517	82	15.9
	96	148	33	22.3
	97	967	289	29.9
	98	1,097	200	18.2
	99	141	47	33.3
	100	858	230	26.8
	101	357	88	24.6
	102	942	226	24.0
	103	633	187	29.5
	104	436	92	21.1
	105	691	230	33.3
	106	582	155	26.6
	107	503	106	21.1
	108	504	143	28.4
	109	879	201	22.9
	110	516	125	24.2
	111	406	58	14.3
	112	219	35	16.0
	114	274	71	25.9
	115	468	123	26.3
	116	544	143	26.3
	117	248	86	34.7
	118	202	65	32.2
Greece		<u>66,273</u>	<u>16,013</u>	<u>24.2</u>
Hamlin	1	646	143	22.1
	2	636	174	27.4
	3	645	178	27.6
	4	479	123	25.7
	5	612	166	27.1
	6	490	163	33.3
	7	723	265	36.7
	8	500	121	24.2
	9	454	101	22.2
	10	671	225	33.5
Hamlin		<u>5,856</u>	<u>1,659</u>	<u>28.3</u>
Henrietta				

VOTER TURNOUT  
2023 GENERAL ELECTION  
DETAIL

<u>LEGISLATIVE DISTRICT OR TOWN</u>	<u>ELECTION DISTRICT</u>	<u>VOTERS ELIGIBLE</u>	<u>VOTED</u>	<u>PERCENT TURNOUT</u>
Henrietta	1	687	292	42.5
	2	721	208	28.8
	3	329	91	27.7
	4	675	229	33.9
	5	609	224	36.8
	6	573	194	33.9
	7	478	216	45.2
	8	535	208	38.9
	9	467	148	31.7
	10	614	221	36.0
	11	629	154	24.5
	12	511	197	38.6
	13	1,269	321	25.3
	14	576	169	29.3
	15	1,148	306	26.7
	16	404	115	28.5
	17	609	275	45.2
	18	714	248	34.7
	19	575	177	30.8
	20	21	3	14.3
	21	408	169	41.4
	22	783	378	48.3
	23	727	204	28.1
	24	944	229	24.3
	25	516	213	41.3
	26	1,221	501	41.0
	27	926	357	38.6
	28	726	296	40.8
	29	2,441	653	26.8
	30	626	191	30.5
	31	605	176	29.1
	32	904	415	45.9
	33	495	143	28.9
	34	501	133	26.5
	35	876	271	30.9
	36	1,009	324	32.1
	37	1,090	319	29.3
Henrietta		<u>26,942</u>	<u>8,968</u>	<u>33.3</u>
Irondequoit	1	865	267	30.9
	2	423	165	39.0
	3	687	233	33.9

VOTER TURNOUT  
2023 GENERAL ELECTION  
DETAIL

<u>LEGISLATIVE DISTRICT OR TOWN</u>	<u>ELECTION DISTRICT</u>	<u>VOTERS ELIGIBLE</u>	<u>VOTED</u>	<u>PERCENT TURNOUT</u>
Irondequoit	4	238	93	39.1
	5	570	157	27.5
	6	742	363	48.9
	7	683	349	51.1
	8	526	245	46.6
	9	583	221	37.9
	10	417	234	56.1
	11	320	111	34.7
	12	486	158	32.5
	13	685	289	42.2
	14	759	300	39.5
	15	617	310	50.2
	16	876	422	48.2
	17	372	148	39.8
	18	538	210	39.0
	19	711	207	29.1
	20	438	215	49.1
	21	567	221	39.0
	22	557	263	47.2
	23	487	188	38.6
	24	504	204	40.5
	25	588	189	32.1
	26	511	106	20.7
	27	324	164	50.6
	28	537	207	38.5
	29	491	145	29.5
	30	474	233	49.2
	31	657	285	43.4
	32	574	209	36.4
	33	388	166	42.8
	34	776	324	41.8
	35	395	128	32.4
	36	227	34	15.0
	37	561	142	25.3
	38	445	87	19.6
	39	71	8	11.3
	40	375	191	50.9
	41	556	183	32.9
	42	549	282	51.4
	43	450	137	30.4
	44	865	479	55.4

VOTER TURNOUT  
2023 GENERAL ELECTION  
DETAIL

<u>LEGISLATIVE DISTRICT OR TOWN</u>	<u>ELECTION DISTRICT</u>	<u>VOTERS ELIGIBLE</u>	<u>VOTED</u>	<u>PERCENT TURNOUT</u>
Irondequoit	45	411	129	31.4
	46	555	197	35.5
	47	191	86	45.0
	48	458	173	37.8
	49	724	336	46.4
	50	577	84	14.6
	51	586	312	53.2
	52	664	174	26.2
	53	547	188	34.4
	54	255	63	24.7
	55	625	218	34.9
	56	442	135	30.5
	57	734	278	37.9
	58	699	242	34.6
	59	500	167	33.4
	60	511	223	43.6
	61	636	259	40.7
	62	529	274	51.8
	63	424	167	39.4
	64	264	76	28.8
	65	436	105	24.1
	66	452	58	12.8
	67	430	126	29.3
	68	587	173	29.5
	69	286	36	12.6
	70	152	20	13.2
	71	27	8	29.6
Irondequoit		<u>36,167</u>	<u>13,579</u>	<u>37.5</u>
Mendon	1	962	354	36.8
	2	888	329	37.0
	3	897	357	39.8
	4	702	251	35.8
	5	834	330	39.6
	6	879	315	35.8
	7	960	318	33.1
	8	406	127	31.3
	9	720	276	38.3
Mendon		<u>7,248</u>	<u>2,657</u>	<u>36.7</u>
Ogden	1	605	209	34.5
	2	615	193	31.4

VOTER TURNOUT  
2023 GENERAL ELECTION  
DETAIL

<u>LEGISLATIVE DISTRICT OR TOWN</u>	<u>ELECTION DISTRICT</u>	<u>VOTERS ELIGIBLE</u>	<u>VOTED</u>	<u>PERCENT TURNOUT</u>
Ogden	3	988	309	31.3
	4	571	194	34.0
	5	608	200	32.9
	6	972	230	23.7
	7	407	162	39.8
	8	860	196	22.8
	9	626	187	29.9
	10	623	191	30.7
	11	719	204	28.4
	12	1,035	278	26.9
	13	734	222	30.2
	14	606	172	28.4
	15	878	281	32.0
	16	431	146	33.9
	17	634	177	27.9
	18	1,051	295	28.1
	19	776	232	29.9
	20	775	279	36.0
Ogden		<u>14,514</u>	<u>4,357</u>	<u>30.0</u>
Parma	1	795	238	29.9
	2	813	245	30.1
	3	664	148	22.3
	4	737	196	26.6
	5	452	146	32.3
	6	374	99	26.5
	7	610	185	30.3
	8	792	271	34.2
	9	770	210	27.3
	10	685	193	28.2
	11	725	253	34.9
	12	922	191	20.7
	13	1,471	390	26.5
	14	696	116	16.7
	15	905	229	25.3
Parma		<u>11,411</u>	<u>3,110</u>	<u>27.3</u>
Penfield	1	350	86	24.6
	2	578	212	36.7
	3	605	269	44.5
	4	963	354	36.8



VOTER TURNOUT  
2023 GENERAL ELECTION  
DETAIL

<u>LEGISLATIVE DISTRICT OR TOWN</u>	<u>ELECTION DISTRICT</u>	<u>VOTERS ELIGIBLE</u>	<u>VOTED</u>	<u>PERCENT TURNOUT</u>
Penfield				
	5	695	313	45.0
	6	544	237	43.6
	7	542	240	44.3
	8	305	84	27.5
	9	640	293	45.8
	10	476	185	38.9
	11	378	125	33.1
	12	619	231	37.3
	13	1,057	245	23.2
	14	818	312	38.1
	15	951	370	38.9
	16	268	113	42.2
	17	619	268	43.3
	18	442	188	42.5
	19	858	380	44.3
	20	710	265	37.3
	21	722	268	37.1
	22	725	231	31.9
	23	964	366	38.0
	24	849	355	41.8
	25	543	180	33.1
	26	403	131	32.5
	27	626	295	47.1
	28	617	202	32.7
	29	992	264	26.6
	30	1,326	505	38.1
	31	570	200	35.1
	32	270	80	29.6
	33	446	186	41.7
	34	924	286	31.0
	35	916	364	39.7
	36	655	271	41.4
	37	1,279	469	36.7
	38	429	163	38.0
	39	484	153	31.6
	40	644	180	28.0
	41	815	330	40.5
	42	736	247	33.6
	43	198	25	12.6
	45	119	53	44.5
	46	47	12	25.5

VOTER TURNOUT  
2023 GENERAL ELECTION  
DETAIL

<u>LEGISLATIVE DISTRICT OR TOWN</u>	<u>ELECTION DISTRICT</u>	<u>VOTERS ELIGIBLE</u>	<u>VOTED</u>	<u>PERCENT TURNOUT</u>
Penfield		28,717	10,586	36.9
Perinton				
	1	1,063	419	39.4
	2	738	274	37.1
	3	513	212	41.3
	4	588	246	41.8
	5	362	121	33.4
	6	518	237	45.8
	7	664	334	50.3
	8	557	238	42.7
	9	840	338	40.2
	10	672	266	39.6
	11	448	144	32.1
	12	547	225	41.1
	13	503	230	45.7
	14	546	261	47.8
	15	744	255	34.3
	16	489	201	41.1
	17	614	218	35.5
	18	578	236	40.8
	19	543	220	40.5
	20	545	217	39.8
	21	706	271	38.4
	22	423	190	44.9
	23	919	383	41.7
	24	918	389	42.4
	25	451	200	44.3
	26	48	14	29.2
	27	541	211	39.0
	28	469	218	46.5
	29	376	147	39.1
	30	658	236	35.9
	31	411	142	34.5
	32	566	214	37.8
	33	580	268	46.2
	34	840	293	34.9
	35	519	249	48.0
	36	530	132	24.9
	37	646	294	45.5
	38	853	363	42.6
	39	818	293	35.8
	40	453	205	45.3

VOTER TURNOUT  
2023 GENERAL ELECTION  
DETAIL

<u>LEGISLATIVE DISTRICT OR TOWN</u>	<u>ELECTION DISTRICT</u>	<u>VOTERS ELIGIBLE</u>	<u>VOTED</u>	<u>PERCENT TURNOUT</u>
Perinton	41	339	142	41.9
	42	654	182	27.8
	43	1,143	448	39.2
	44	475	193	40.6
	45	1,166	481	41.3
	46	359	134	37.3
	47	484	167	34.5
	48	532	224	42.1
	49	508	201	39.6
	50	323	22	6.8
	51	310	89	28.7
	52	816	260	31.9
	53	506	229	45.3
	54	1,190	450	37.8
	55	359	108	30.1
	56	1,222	396	32.4
	57	566	249	44.0
	58	283	132	46.6
	59	258	84	32.6
	60	432	209	48.4
	61	220	126	57.3
Perinton		<u>35,942</u>	<u>14,130</u>	<u>39.3</u>
Pittsford	1	515	205	39.8
	2	530	230	43.4
	3	837	371	44.3
	4	769	314	40.8
	5	451	214	47.5
	6	405	171	42.2
	7	294	128	43.5
	8	591	213	36.0
	9	606	272	44.9
	10	807	278	34.4
	11	535	227	42.4
	12	644	247	38.4
	13	405	205	50.6
	14	679	286	42.1
	15	633	147	23.2
	16	508	208	40.9
	17	715	306	42.8
	18	600	189	31.5
	19	355	157	44.2

VOTER TURNOUT  
2023 GENERAL ELECTION  
DETAIL

<u>LEGISLATIVE DISTRICT OR TOWN</u>	<u>ELECTION DISTRICT</u>	<u>VOTERS ELIGIBLE</u>	<u>VOTED</u>	<u>PERCENT TURNOUT</u>
Pittsford	20	616	269	43.7
	21	626	256	40.9
	22	719	322	44.8
	23	522	220	42.1
	24	647	310	47.9
	25	689	288	41.8
	26	612	261	42.6
	27	544	227	41.7
	28	607	256	42.2
	29	559	245	43.8
	30	563	224	39.8
	31	761	306	40.2
	32	681	324	47.6
	33	31	10	32.3
	34	1,195	372	31.1
	35	168	59	35.1
	36	1,245	456	36.6
Pittsford		<u>21,664</u>	<u>8,773</u>	<u>40.5</u>
Riga	1	994	286	28.8
	2	861	335	38.9
	3	493	168	34.1
	4	678	234	34.5
	5	636	215	33.8
	6	614	171	27.9
Riga		<u>4,276</u>	<u>1,409</u>	<u>33.0</u>
Rush	1	805	381	47.3
	2	547	247	45.2
	3	658	344	52.3
	4	804	378	47.0
Rush		<u>2,814</u>	<u>1,350</u>	<u>48.0</u>
Sweden	1	690	204	29.6
	2	383	67	17.5
	3	766	185	24.2
	4	851	245	28.8
	5	224	45	20.1
	6	613	147	24.0
	7	621	171	27.5
	8	558	190	34.1
	9	736	157	21.3

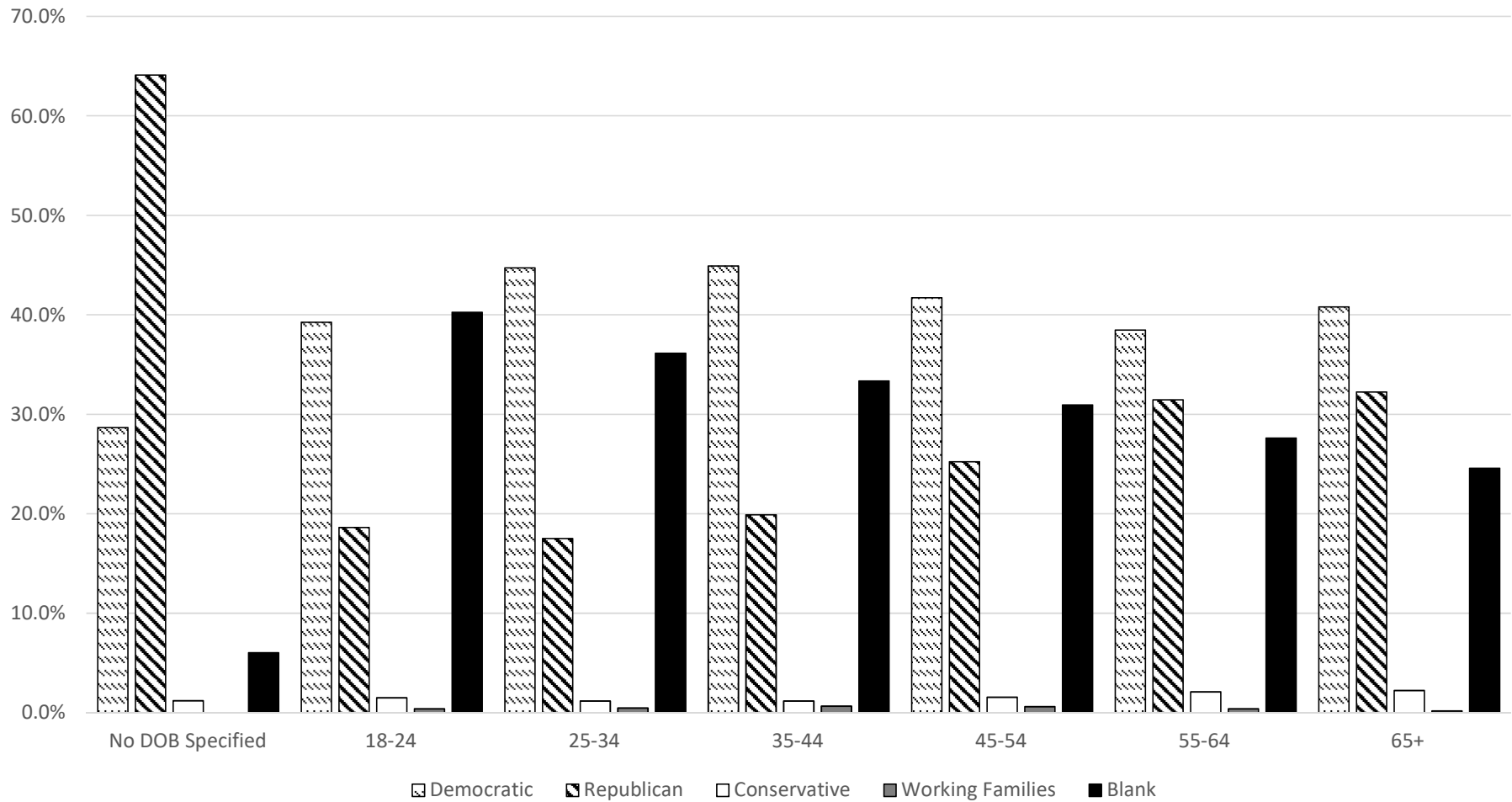
VOTER TURNOUT  
2023 GENERAL ELECTION  
DETAIL

<u>LEGISLATIVE DISTRICT OR TOWN</u>	<u>ELECTION DISTRICT</u>	<u>VOTERS ELIGIBLE</u>	<u>VOTED</u>	<u>PERCENT TURNOUT</u>
Sweden	10	1,030	283	27.5
	11	288	63	21.9
	12	587	201	34.2
Sweden		<u>7,347</u>	<u>1,958</u>	<u>26.7</u>
Webster	1	551	214	38.8
	2	1,190	221	18.6
	3	704	272	38.6
	4	382	98	25.7
	5	652	222	34.0
	6	594	161	27.1
	7	741	246	33.2
	8	581	199	34.3
	9	613	214	34.9
	10	1,503	483	32.1
	11	775	228	29.4
	12	809	313	38.7
	13	576	184	31.9
	14	598	206	34.4
	15	460	154	33.5
	16	968	251	25.9
	17	592	205	34.6
	18	465	129	27.7
	19	461	141	30.6
	20	1,226	423	34.5
	21	837	257	30.7
	22	707	233	33.0
	23	577	213	36.9
	24	1,968	603	30.6
	25	992	270	27.2
	26	799	232	29.0
	27	1,272	368	28.9
	28	683	212	31.0
	29	452	148	32.7
	30	622	91	14.6
	31	770	223	29.0
	32	879	311	35.4
	33	651	227	34.9
	34	360	119	33.1
	35	425	148	34.8
	36	586	161	27.5
	37	1,119	369	33.0

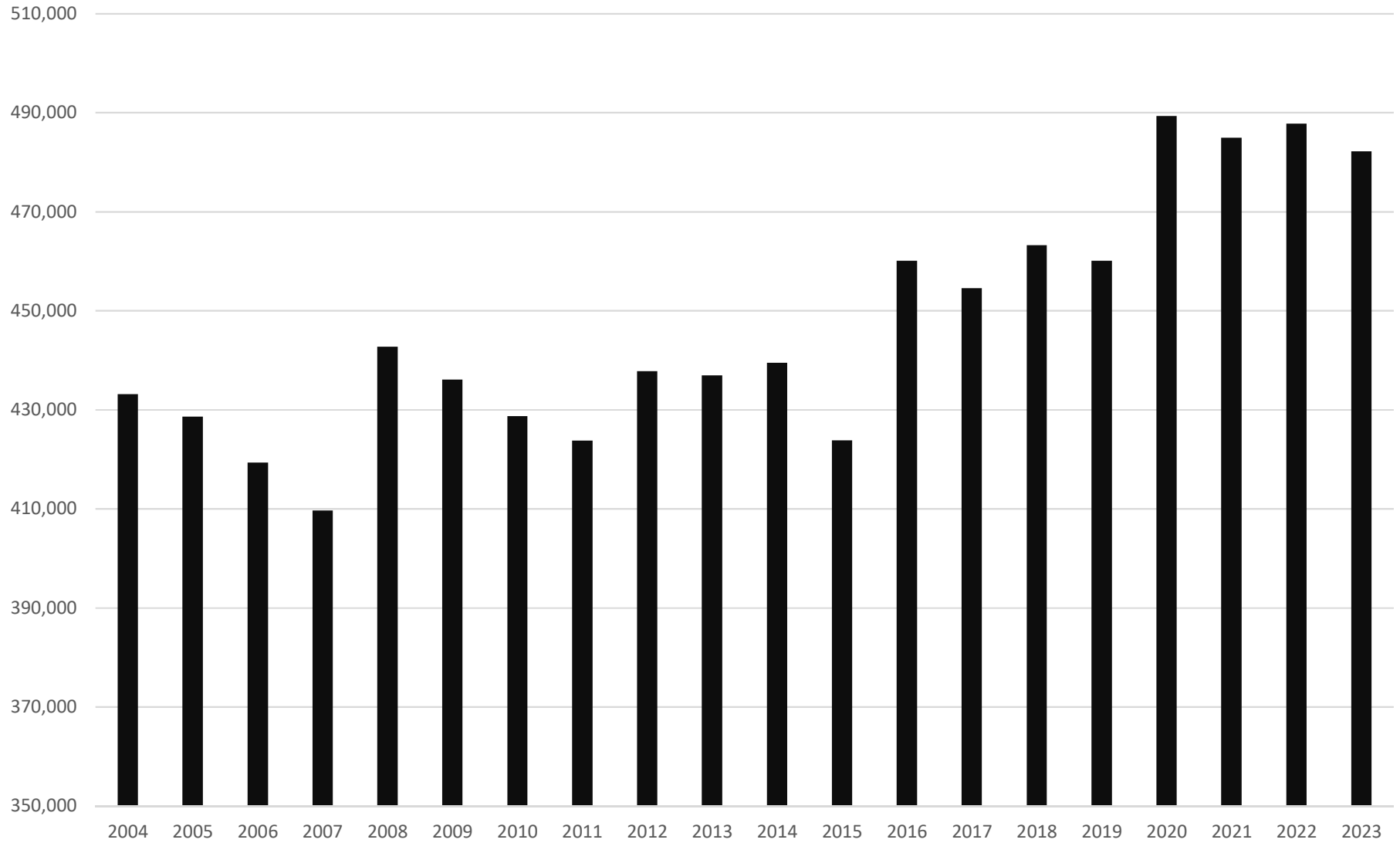
VOTER TURNOUT  
2023 GENERAL ELECTION  
DETAIL

<u>LEGISLATIVE DISTRICT OR TOWN</u>	<u>ELECTION DISTRICT</u>	<u>VOTERS ELIGIBLE</u>	<u>VOTED</u>	<u>PERCENT TURNOUT</u>
Webster				
	38	718	208	29.0
	39	580	217	37.4
	40	601	102	17.0
	41	1,058	361	34.1
	42	796	239	30.0
	43	625	175	28.0
	44	442	152	34.4
	45	46	23	50.0
	46	207	77	37.2
	47	185	63	34.1
Webster		<u>33,398</u>	<u>10,366</u>	<u>31.0</u>
Wheatland				
	1	611	254	41.6
	2	590	238	40.3
	3	790	287	36.3
	4	757	216	28.5
	5	686	310	45.2
Wheatland		<u>3,434</u>	<u>1,305</u>	<u>38.0</u>
TOWNS		<u>379,008</u>	<u>123,541</u>	<u>32.6</u>
GRAND TOTAL:		<u><u>482,238</u></u>	<u><u>143,853</u></u>	<u><u>29.8</u></u>

# PARTY ENROLLMENTS BY AGE



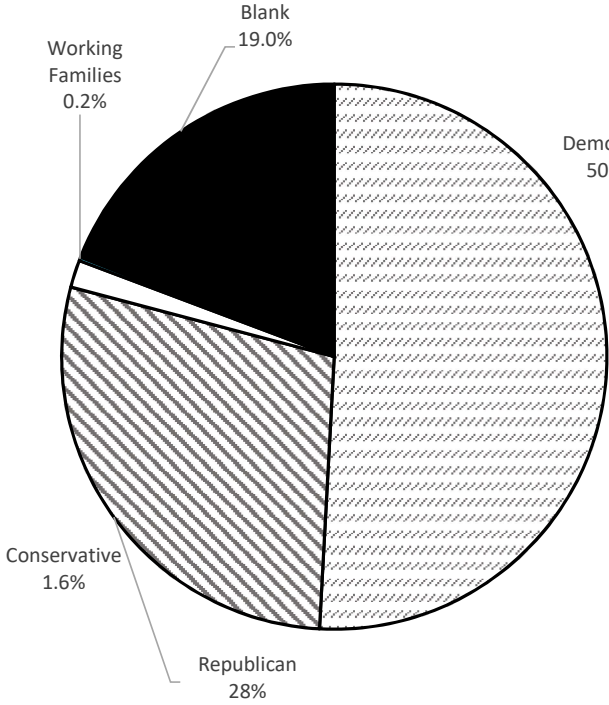
## Voter Registration 2004 to 2023 General Elections



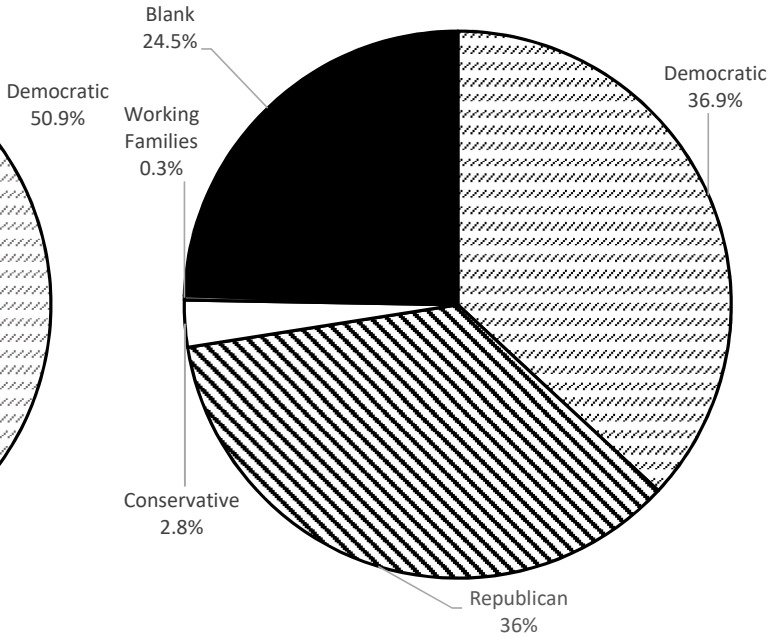


# PROFILE OF PARTY ENROLLMENTS

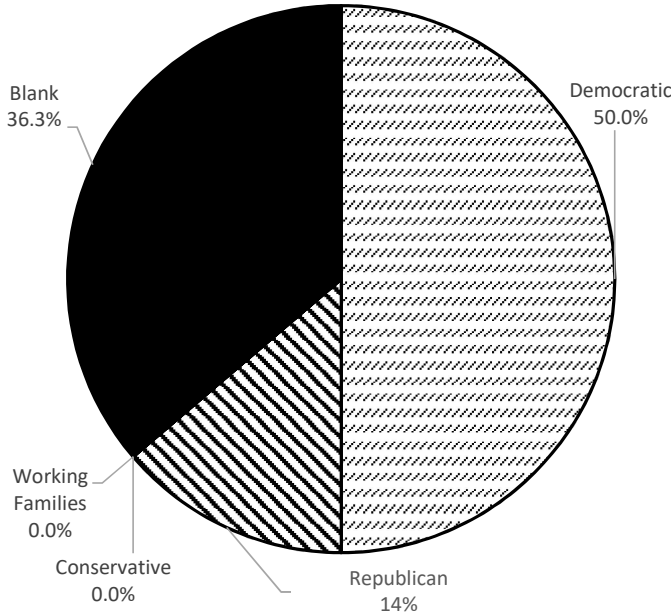
## By Gender



**Female**



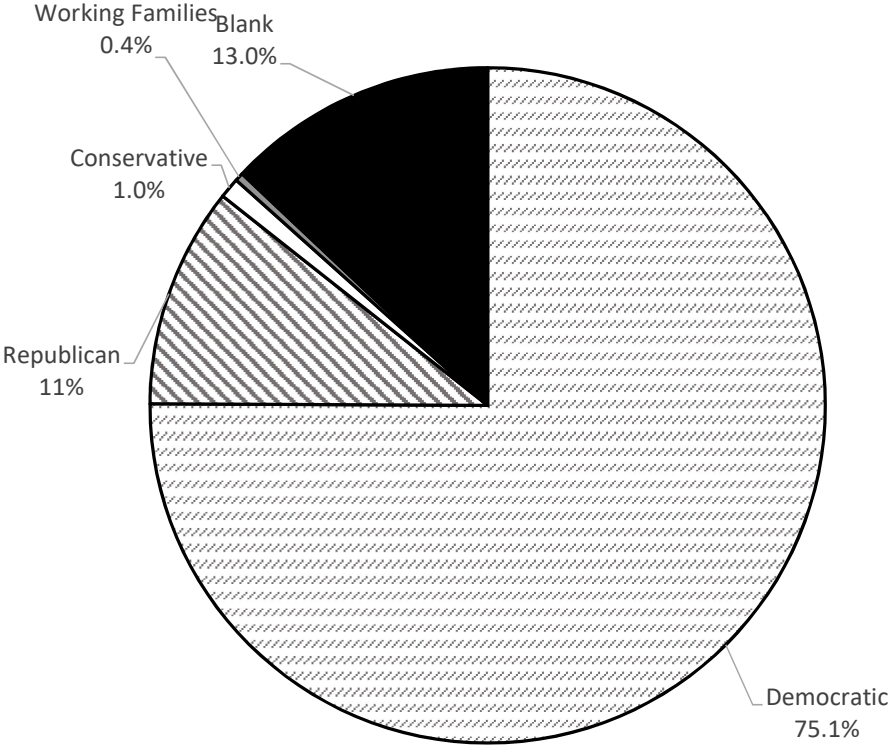
**Male**



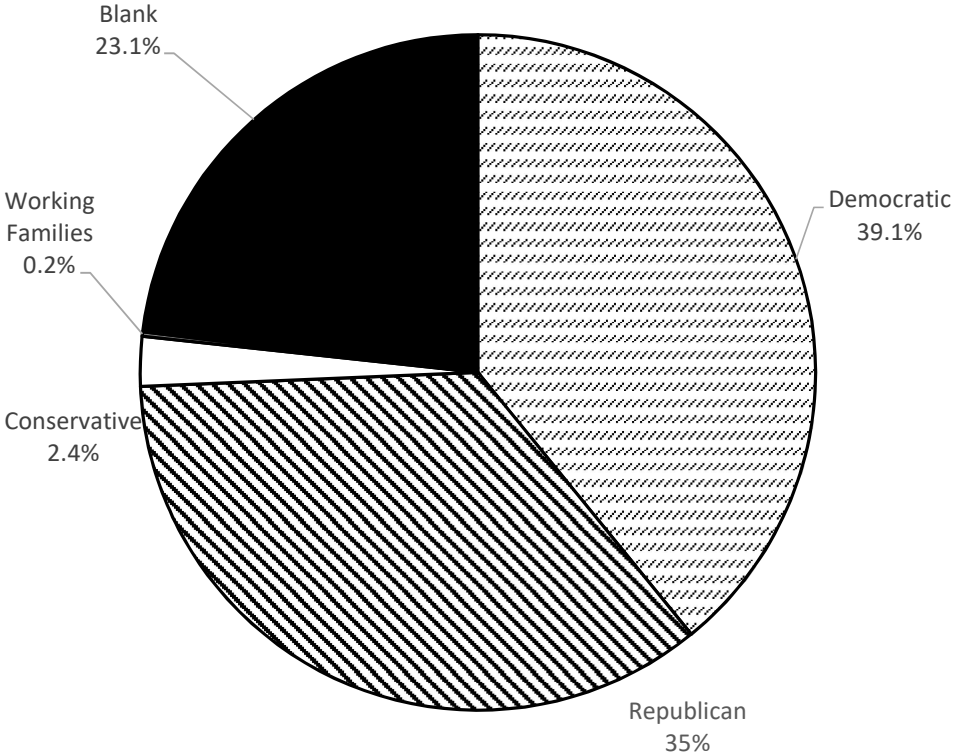
**Undeclared**

# PROFILE OF PARTY ENROLLMENTS

## By Location

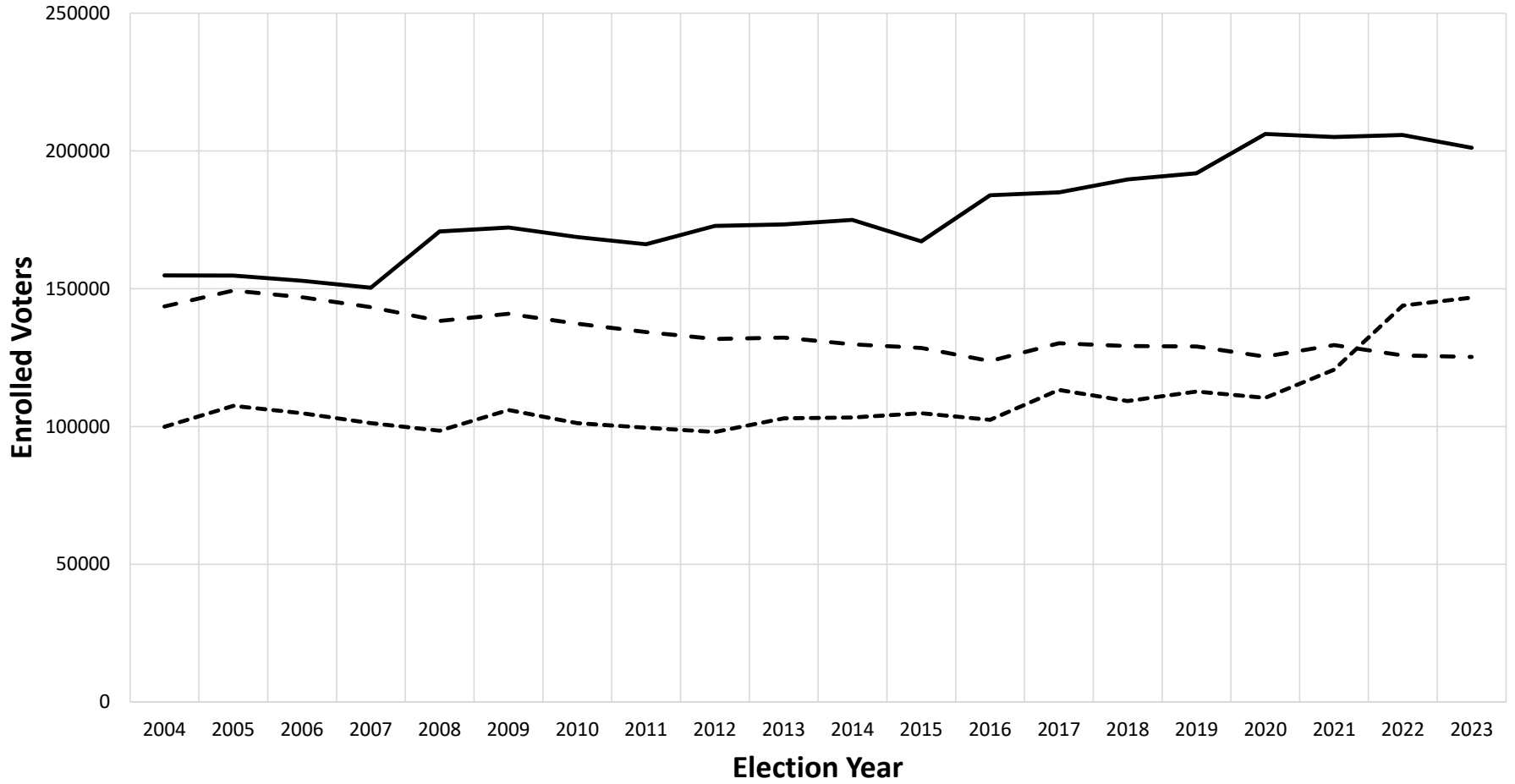


City



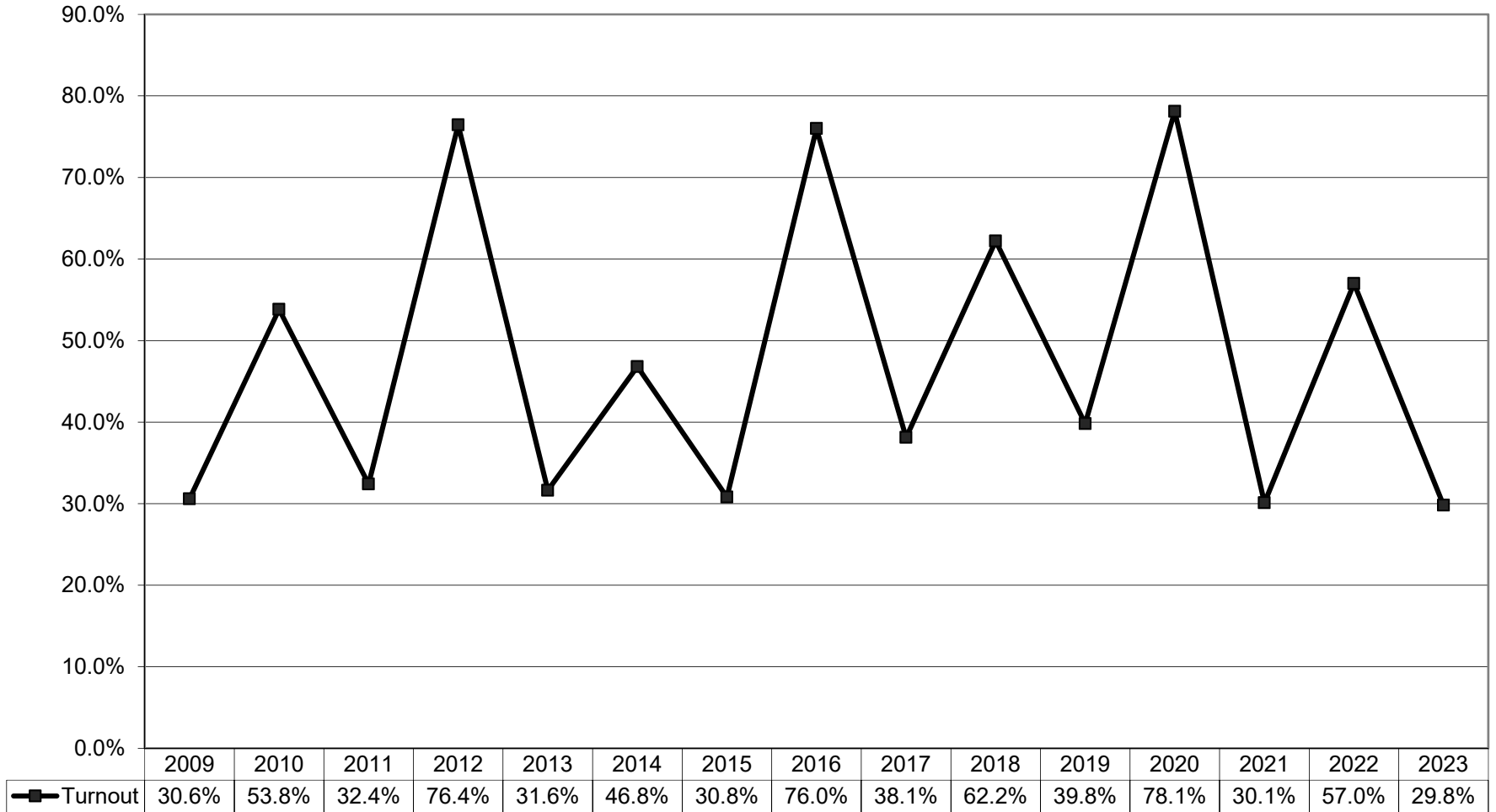
Towns

### Party Enrollment Trends



— Democratic    - - Republican    -.- Unaffiliated

## VOTER TURNOUT FOR THE GENERAL ELECTION 2009 Through 2023



## VOTER TURNOUT HISTORY

Year	Registered Voters	Number Voting	Turnout
2023	482,238	143,853	29.8%
2022	487,814	278,573	57.1%
2021	484,988	145,777	30.1%
2020	489,352	383,477	78.4%
2019	460,119	182,909	39.8%
2018	463,304	288,169	62.2%
2017	454,580	173,565	38.2%
2016	460,140	351,114	76.3%
2015	423,859	130,812	30.9%
2014	439,534	205,990	46.9%
2013	436,978	138,384	31.7%
2012	437,858	336,447	76.8%
2011	423,833	137,514	32.4%
2010	428,736	233,802	54.5%
2009	436,090	133,427	30.6%
2008	442,771	359,083	81.1%
2007	409,701	132,973	32.5%
2006	419,368	236,477	56.4%
2005	428,643	169,183	39.5%
2004	433,210	344,860	79.6%
2003	405,192	226,044	55.8%
2002	407,664	236,691	58.1%
2001	411,870	180,140	43.7%
2000	418,041	322,394	77.1%
1999	398,605	156,007	39.1%
1998	398,749	243,338	61.0%
1997	400,304	175,945	44.0%
1996	401,311	313,531	78.1%
1995	370,380	162,805	44.0%
1994	375,974	260,831	69.4%
1993	372,647	171,732	46.1%
1992	386,447	344,009	89.0%
1991	332,460	236,403	71.1%
1990	339,430	226,634	66.8%
1989	347,479	184,047	53.0%
1988	370,663	314,046	84.7%
1987	329,156	215,370	65.4%
1986	339,971	230,498	67.8%
1985	353,149	154,123	43.6%
1984	380,186	320,191	84.2%